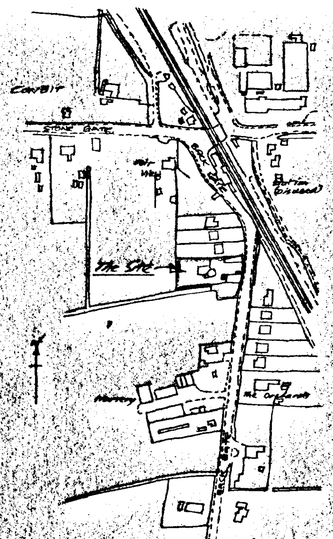
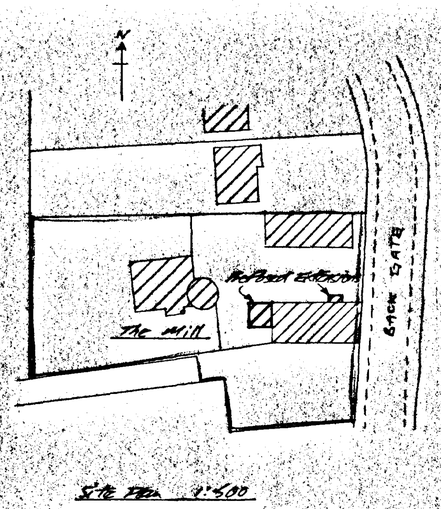
DO NOT SCALE FROM THIS DRAWING.
IT IS THE CONTRACTORS RESPONSIBILITY
TO CHECK ALL DIMENSIONS ON SITE.

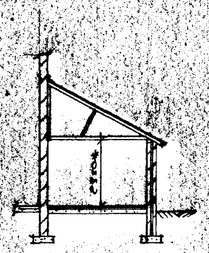
THIS DRAWING IS COPYRIGHT



Location Plan 1:2500

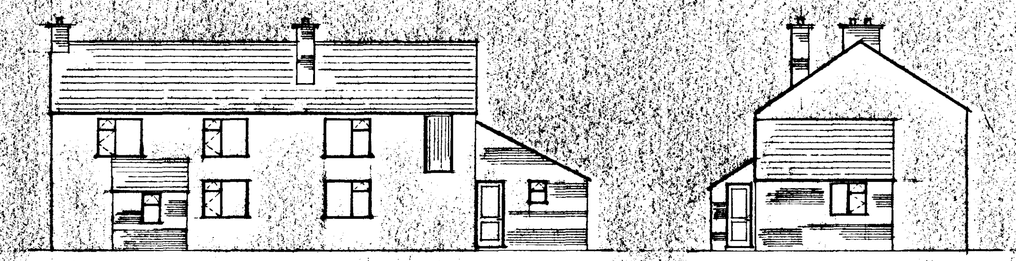


Site Plan 1:500



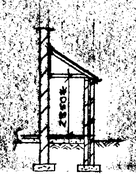
* Plot dimension to be agreed with client & exact accuracy given.

Section 'A-A' 'B-B'



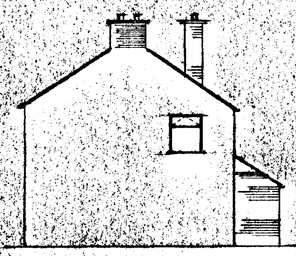
Proposed North Elevation

Proposed West Elevation



* Plot dimension to be agreed with client & exact accuracy given.





Section 'C-C' 'D-D'

Proposed South Elevation

Proposed East Elevation

NOTES

Existing Conservatory, WC, Utility, store room, W.C. & 2 chimneys to be demolished

House roof: Strip off existing roof coverings and battens, replacing any defective roof timbers and strengthen where necessary and timber preservative treatment by nominated contractor. All design work for roof strengthening to be submitted to S.H.D.C. & approved before commencement of any roof works. For other roof details or extension as applicable.

Extensions Walls: As Porch, utility, & W.C. As applicable

Roof:- Concrete Tiles:- segmented ridge tiles on 5mm Red 'Mathey' mortar fillet with 38×25 tanned tile batt. on timbers graded (C16) designed & constructed in accordance with B.S. 5268 pt 3 1985 with all necessary bracing i.e. purlins in 100×25 at ridge & Collars (glued and clouted) bracing at 1.2m c/c max 100×50 wood plate securely fixed to brickwork with metal galv straps at 2m c/c.

Roof & Gutter Restraint to gable walls with metal galv straps 1200 long at 2m c/c (to T & G soffit)

Blocking Pieces to 1st & 2nd trusses on right angles where lateral restraints are (100×50 sawn)

Roof Ventilation:- To have vented eaves to give equiv to 10mm wide continuous air gap (vent Tiles to give equiv 5mm wide cont air gap on roof extensions)

Roof:- For Conservatory:- To be 6mm toughened glass glazed horizontally to give U value of 0.5W/m²K

Walls:- to be 265 cav. const. 100 m brickwork outer skin (Ibstock Leicester Bradgate Regal Red Rustic) 65mm 'Dritherm' cavity insulation inner skin 100 mm lead bearing blockwork (or U/S) to achieve U value of 0.45 W/m²K wall tie spacing:- 900 horizontally 450 vertically & 225 vertically at sides & moulded jambs at all window & door openings.

Ceilings:- To be 12.5mm plasterboard skimmed & skimmed with 5mm plaster

Wall plastering Renovated render with sand lot and plaster skim finish

Floor:- 75mm thick concrete screed with chicken wire reinforcement on 100mm conc. subfloor with 1200g DPM (overlapped to Hall DPC) on 150 thick con. hardcore.

Lintels:- I.C. steel type U/S with Catnic insulation type CI MD 100 mm not lead encased

D.P.C.'s:- 150 mm width black upvc for walls 150 above external ground level

Ventilation 'Klimadek' cavity closers to all window & door openings to achieve min ventilation 1500mm²/m²K

Gutters & Downpipes:- 112 round gutter (100 dia) & D.P.'s (65 dia) in upvc. to soakaways min. distance of 4.5m from buildings via 100 mm UPVC pipe with Hep Joint bedded in and surrounded by 150 pea gravel.

Windows & Doors:- to be in white upvc (double glazed) by local manufacturer.

Glazing to external doors to be toughened to B.S. 6262 & 6206

Painting & Decorating:- All woodwork to be knotted stopped & primed 1 undercoat & 1 full gloss work & ceilings to have 2 coats of vinyl emulsion

Masonry paint & walling, horse colour or sample to be decided by S.H.D.C. planning.

Skirtings & architraves in Pine to match existing style & size

Foundations:- to be 1 conc. strip foundation 600 wide 225 deep min depth 1m to suit L.A. Site Inspector & all to N.H.B.C. specification note 8.

Background Vents Extra to be trickle vent min area 8000mm² in window wood.

Mechanical Ventilation & Extract & W.C. Utility 60 Litres per second, W.C. 15 Litres per second which may be operated intermittently with 15 min over run.

Plumbing:- Water hot & cold to new sink unit & utility in 15mm copper, drain from sink basin and bath only to W.C. Soil waste to be in 40mm upvc with 1 in 40 min depth 75mm wash hand basin waste 32mm dia upvc.

Drainage 110mm upvc with Hep joints bedded in & surrounded by 150mm pea gravel fall of 1 in 40 to existing inspection chamber.

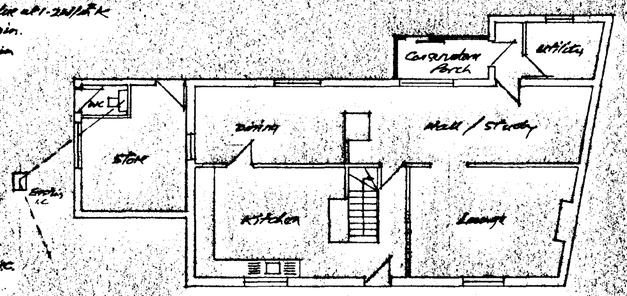
New chimneys to be built in bricks match to elevation as shown on elevation.

Lead flashing all abuts in code 4 lead as necessary.

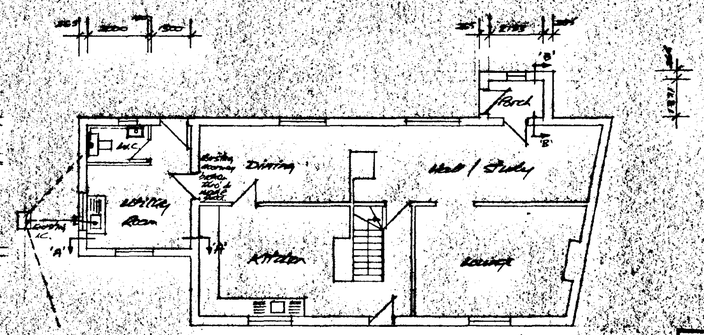
Calculation for trussed rafters to be submitted and passed by S.H.D.C. structural engineer before commencement of work.

Electrical adequate 13 amp ring circuit sockets and light points as required by client.

Existing door-way to be blocked up new door & frame fitted and make good into new utility from existing dining room.



Existing Plan



Proposed Plan

SOUTH HOLLAND DC
HOUSE OF PLANNING
30 JAN 1998
Ref: 0058/98

DETERMINED PLAN

DRAWINGS & SURVEYS ARCHITECTURAL
3 OLD RECTORY DRIVE,
THORNHAUGH,
PETERBOROUGH PE8 6HW
TEL. (01780) 783073



CLIENT Mrs. E. Little
The Mill, Sandy Gate, Corbit, Spalding, Lincs PE12 6AP

PROJECT Proposed Demolition of Store, WC and Conservatory (Utility & W.C. over) new Chimneys on existing & new Utility W.C. & Porch.

SCALE	DRAWN	DATE
1:100	J.L.	10.1.98

DRAWING No. 98-983-1,