TREE PROTECTION:

The trees shall be protected during construction work to BS 5837 2012 by a 1.8 m high HERAS fencing on concrete bases erected around the trees at a distance as shown on this drawing. The fences shall be kept in place for the duration of the development. Within the protected area no alteration to the ground level shall take place, no additional water shall be allowed to flow it, no vehicles shall be allowed to pass or park, no fires shall be lighted, no spoil heaps, no fires etc. no piling of brushwood and tree prune. In addition the following should be addressed or avoided:-

a) Care should be taken when planning site operations to ensure that side or tail loads, or plant with booms, jibs and counterweights can operate without coming into contact with retained trees. Such contact can cause bruising and damage to roots which might make their safe retention impossible. Consequently, any transit or traverse of plant in close proximity to trees should be conducted under supervision. It is important that a sufficient minimum clearance from trees is maintained at all times. In some circumstances it may be impossible to maintain adequate clearance and special measures will be required.
b) Material which will contaminate the soil, e.g. concrete mixings, should not be deposited within the root area of trees.
c) Fires should not be lit in a position where their flames can extend to within 5m of hedge, branches or trunks. This will depend on wind direction and other factors. Fires or incinerators should not be attached to any part of the tree / hedge.

TREE PROTECTION AREA SHOWN TO BS 5837

1) Signs to be hung on each section of tree protection fencing stating "tree protection area – do not enter – do not move or remove".
2) Tree protection barriers by be in accordance with BS 5837:2012, namely Heras fencing with concrete bases.
3) All tree protection barriers to be erected prior to commencement of any site activity, deliveries or ground works and to remain in place.
4) All new hard surfaces, as laid out within the root protection area of trees, shall be constructed in a manner that will not affect the underlying trees.
5) All waste areas noted beyond tree protection zones and have suitable separation to present damage to retained trees

DRAINAGE NOTES

note:

All machine water drainage is to be safely conveyed and attenuated during storms up to and including the 1 in 100 year critical storm event.

All surface water and Rainwater drainage will discharge into soakaways or crates and this will be confirmed by way of a percolation test prior to Building Regulation submissions.

PROPOSED
SITE PLAN 1:500

RWP RAINWATER DOWN PIPE
SK SOAKAWAY – CRATE
100mm UG SURFACE WATER PIPE
TREE PROTECTION FENCE
0 2 4 6 8 10 metres
NORTH

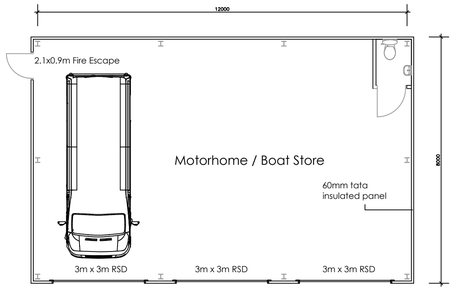

Floor Plan 1:100

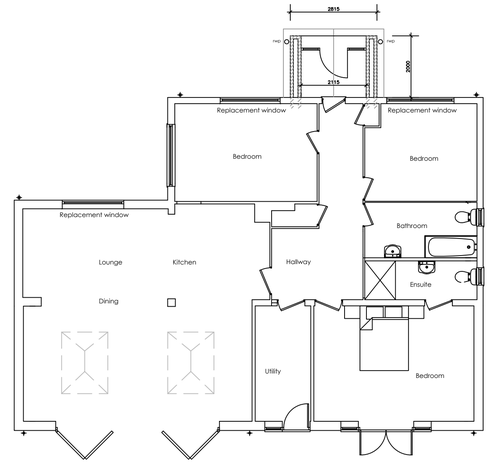

Ground Floor 1:100

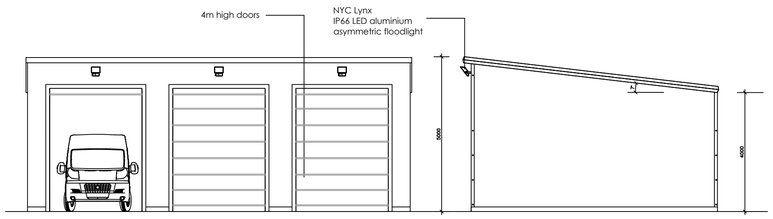

Front Elevation 1:100

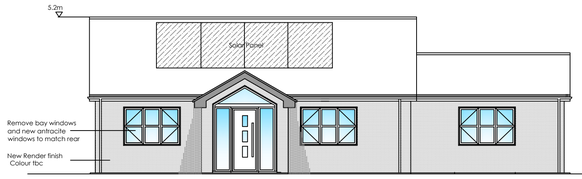

Front Elevation 1:100

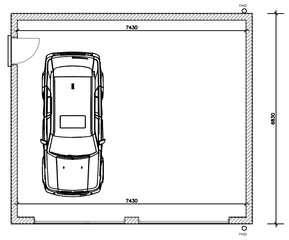

Garage Floor Plan 1:100

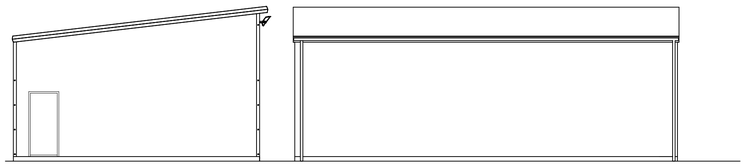

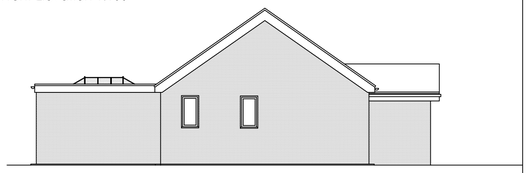

Side Elevation 1:100

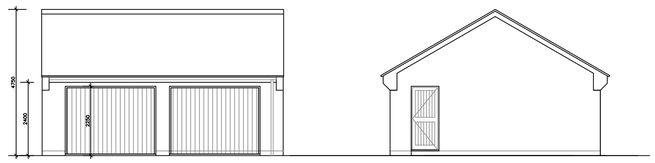

Side Elevation 1:100

Rear Elevation 1:100

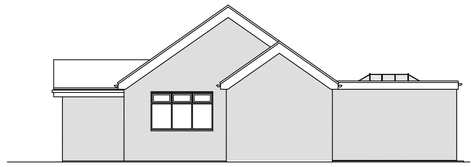

Side Elevation 1:100

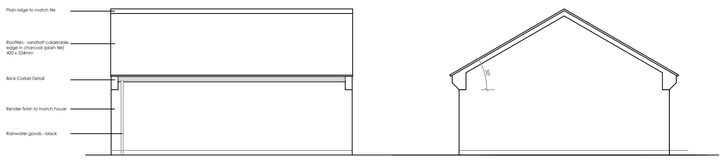

Side Elevation 1:100

Front Elevation 1:100

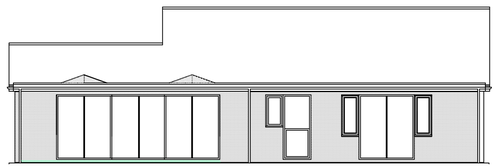

Rear Elevation 1:100

Material Pallet :



Render finish with anthracite windows

Sandtoft Calderdale Edge Roof tiles - charcoal

Juniper Green Cladding

..\..\..\Desktop\TITLE BLOCK.jpg

13 West Delph
Whittlesey
PE7 1RG
01733 530757
www.taylorplanningandbuilding.co.uk

Revisions:

Status:

Project:
185A Nene Terrace
Crowland
PE6 0LD
Garage/Workshop/Porch/Render

Drawing Title :
PLANNING DRAWING

Date: 13-01-2026

Scale: Var @ A1

Project Number :
J26104

Drawing reference :
J26104/PL02/A