TREE PROTECTION

The trees shall be protected during construction work to BS 5837 2012 or a 1.8 m high HERRAS fencing on concrete bases erected around the trees at a distance equivalent to the crown spread. The fencing shall be erected before any materials are brought on site and shall remain in the protected area on completion to the ground level and take place on the outside of any existing hedge. In order for the root protection area to pass, no materials shall be stored, no waste tipped, no fires lit, no parking of branches shall take place. In addition the following should be maintained or avoided:-

a) Care should be taken when planning site operations to enable that all work, including the storage of materials and movement of plant can operate without coming into contact with retained trees. Bark can contact can result in surface damage to trees and night make it difficult to see branches in poor visibility. Any pruning or treatment of plant in close proximity to trees should be conducted under the supervision of a banksman to ensure that adequate clearance is maintained between machinery and trees. In certain circumstances it may be impossible to maintain adequate clearance thus necessitating closer restriction.
b) Ground level changes, including cut and fill, e.g. concrete kerbing, paved or and vehicle crossings, should not be discharged.
c) Trees should not be lit in a position where the light will extend to the crowns of the trees. Bonfires should not be allowed.
d) Notice boards, telephone cables or other services should not be attached to any part of the tree / hedge.

ROOT PROTECTION AREA SHOWN TO BS 5837

1) Signs to be hung on each section of tree protection fencing stating "tree protection area – do not enter – do not move this barrier".
2) Tree protection barriers to be in accordance with BS 5837:2012, namely 'Herras' fencing with concrete bases (i.e. a robust, Heras framework).
3) Tree protection barriers to be erected prior to commencement of any site clearance or ground works and to remain in place.
4) All root evidence will be kept well away from any existing trees
5) No fires will be lit within 10 metres of the canopy of any tree.
6) Surface and working areas will be protected by a temporary suitable separation to prevent damage to retained trees

DRAINAGE NOTES
note

All surface water drainage is to be safely conveyed and attenuated during storms up to and including the 1 in 100 year critical storm event.

All surface water and Rainwater drainage will discharge into soakaways or ponds and this will be confirmed by way of a percolation test prior to Building Regulation submissions.

PROPOSED
SITE PLAN 1:500

RAINWATER DOWN PIPE
SOAKAWAY – CRATE
100mm UG SURFACE WATER PIPE
TREE PROTECTION FENCE
0 2 4 6 8 10 metres
NORTH

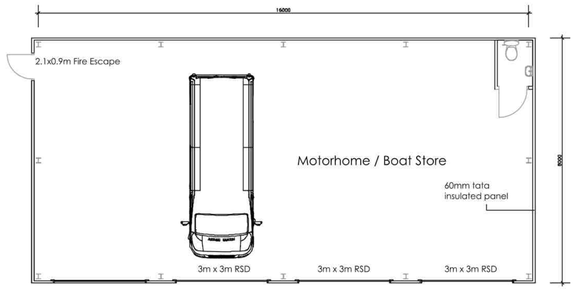

Floor Plan 1:100

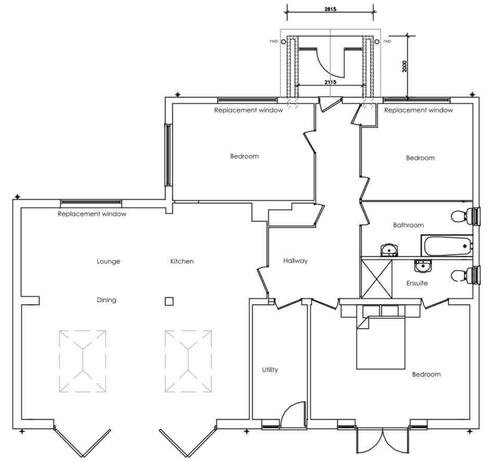

Ground Floor 1:100

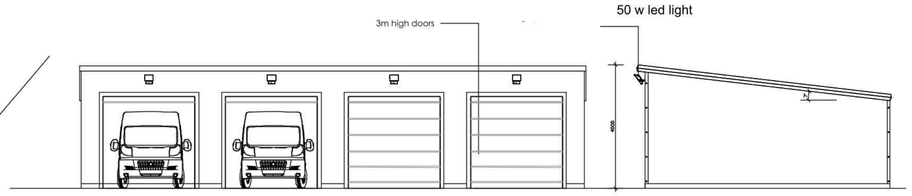

Front Elevation 1:100

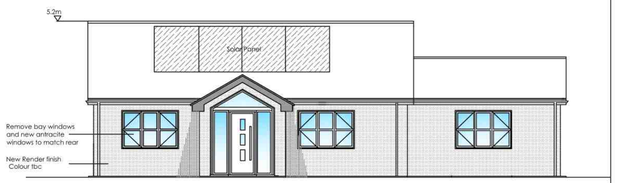

Front Elevation 1:100

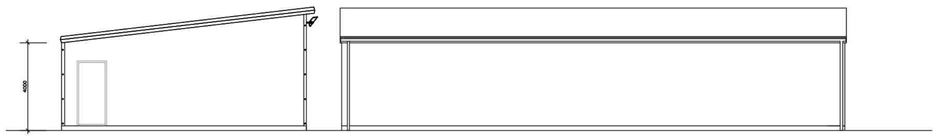

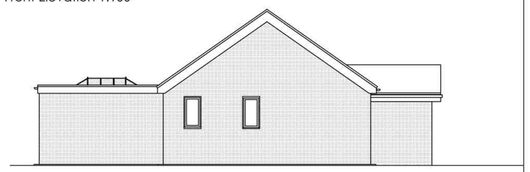

Side Elevation 1:100

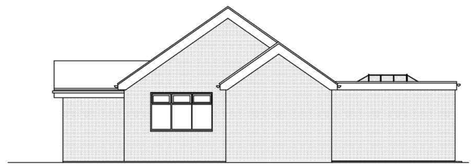

Side Elevation 1:100

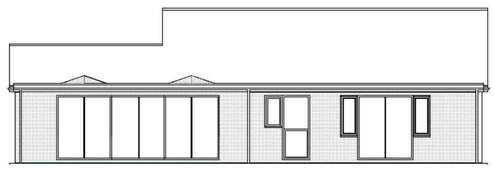

Rear Elevation 1:100

MATERIAL PALLET :

RENDER FINISH WITH ANTHRACITE WINDOWS

SANDTOFT CALDERDALE EDGE ROOF TILES - CHARCOAL

JUNIPER GREEN CLADDING

..\..\..\Desktop\TITLE BLOCK.jpg

13 WEST DELPH
WHITTLESEY
PE7 1RG
01733 530757
WWW.TAYLORPLANNINGANDBUILDING.CO.UK

REVISIONS:

STATUS:

PROJECT:
185A NENE TERRACE
CROWLAND
PE6 0LD
GARAGE/WORKSHOP/PORCH/RENDER

DRAWING TITLE :
EXISTING PLAN / ELEV / SITE

DATE: 13-01-2026

SCALE: VAR @ A1

PROJECT NUMBER :
J26104

DRAWING REFERENCE :
J26104/PL02/B