DO NOT SCALE FROM THIS DRAWING.
IT IS THE CONTRACTORS RESPONSIBILITY TO CHECK ALL DIMENSIONS ON SITE.

THIS DRAWING IS COPYRIGHT

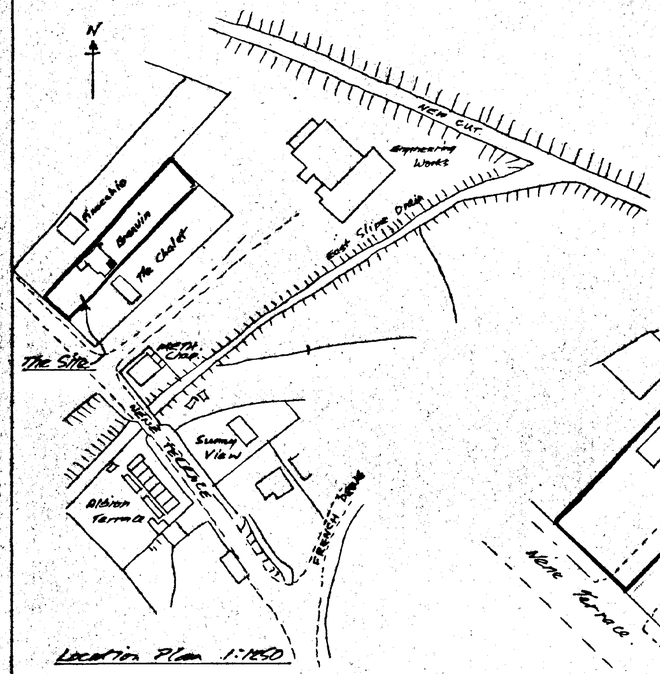

Location Plan 1:1250

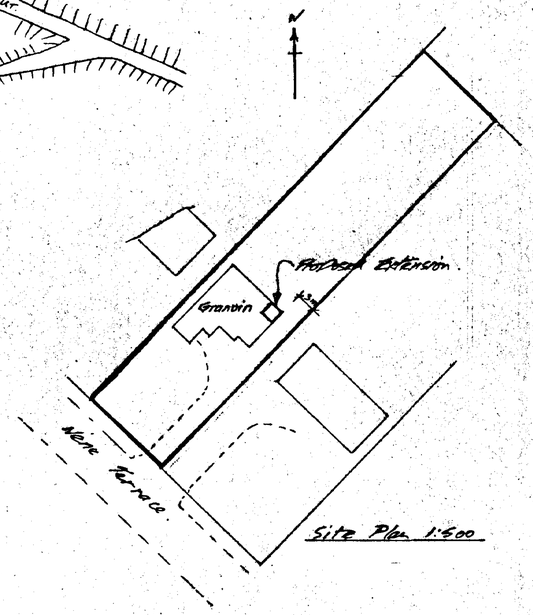

Site Plan 1:500

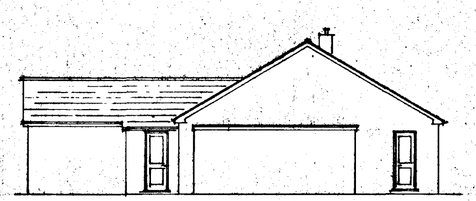

Existing South East Elevation

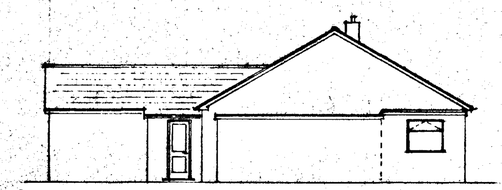

Proposed South East Elevation

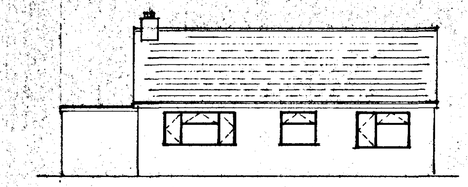

Existing North East Elevation

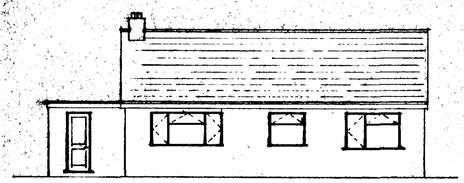

Proposed North East Elevation

* This dimension must suit existing, and may vary.

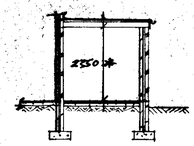

Section thro' 'A-A'

Notes

Roof:- Pat. fibre glass roof covering on 50mm thick 'Rex-it' blanket on 150×50 joists with firring (SE3 grade) @ 400 crs laid on top of wall plates on new brickwork and timber to existing conservatory wall all to give U value .25 w/m²K warm const.

Walls:- 265 cav. Outer skin brickwork to match existing bungalow cav with 65 'Dritherm' cav. insulation inner skin 100 mm load bearing blockwork all to give U value .45 W/m²K.

Wall tie spacing 900 horiz 450 vert. & 225 at unsupported reveals at window & door openings.

Fix to existing brickwork as applicable

Ceilings:- 12.5 plasterboard skimmed & skimmed with gyp plaster or 'Artex' finish.

Wall plaster work:- render with sand/cement plaster skim finish or board & skim.

Floor:- Sand/cement screed 75 thick with chicken wire reinforcement on 50 thick Jablite insulation on 100 mm conc. substrate with 1200g. DPM. (overlapped to wall DPC) on 150 thick consolidated hardcore all to give .45 W/m²K.

Foundations:- Concrete strip foundation 225 thick & 600 wide min depth 1000 mm to L.A. Inspectors sat. & to NHBC Chapter 4:2.

Lintels:- I.C. steel UL's with Jablite insulation all fitted in accordance with manu. instructions.

D.P.C.'s 150 mm wide black vapour proof mastic material to all reveals to be 'thermabate' paint coating. Closer to achieve 1.2 W/m²K.

Gutters & Downpipes to match existing gutters & downpipes (100 dia. gutter, 65 dia downpipes) to soakaways min dist. 4.5 from bldg. pipework to be 100 dia upvc with flexi joints bedded in & surrounded by 150 pea gravel (or existing)

Windows & Doors to be white upvc double glazed to match existing.

Trickle ventilation min vapour 8000 m² in window head.

Ventilation to Utility to be by wall/electric fan capability 60 litres/sec.

Painting & Decorating all woodwork to be knotted stopped & primed/undercoat and 1 finish Gloss. Walls & ceilings to have 2 coats emulsion.

Skirting to be in timber to match existing size & style.

Architraves (if necessary) to be in timber to match existing size & style.

Hard Flashings to be in code 4 lead as necessary.

Glazing to critical areas to be in toughened glass to B.S. 6206 (ie door)

Garage wall between utility & garage to be insulated to achieve .45 W/m²K.

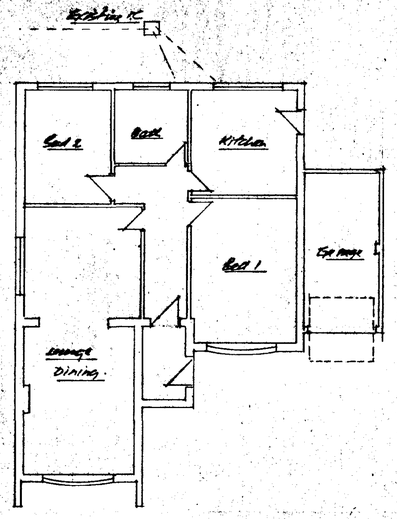

Existing Plan

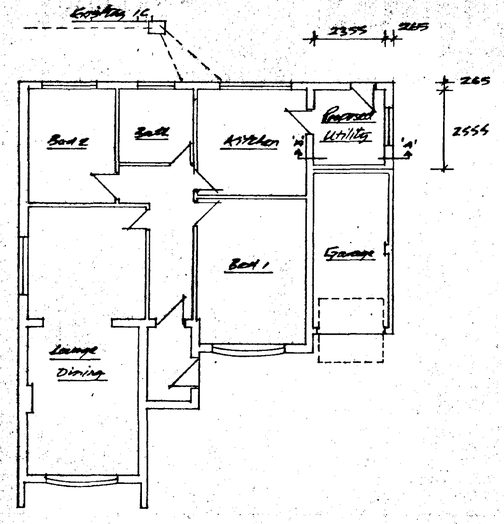

Proposed Plan

PLANNING DETERMINED

SOUTH HOLLAND DC
HOUSING & PLANNING
21 JAN 2002
Ref: 0058/02

DRAWINGS & SURVEYS ARCHITECTURAL

Unit 6, Orton Enterprise Centre
Bakewell Rd, Orton Southgate,
Peterboro' PE2 6XU
Tel:- 01733 239997



CLIENT Mr & Mrs Butterfield,
'Granvin', Nene Terrace,
Crowland, Peterboro'

PROJECT
Proposed Utility Room.

SCALE	DRAWN	DATE
1:100	J.W.	05.01.02.

DRAWING No.
01 - 1117 - 02