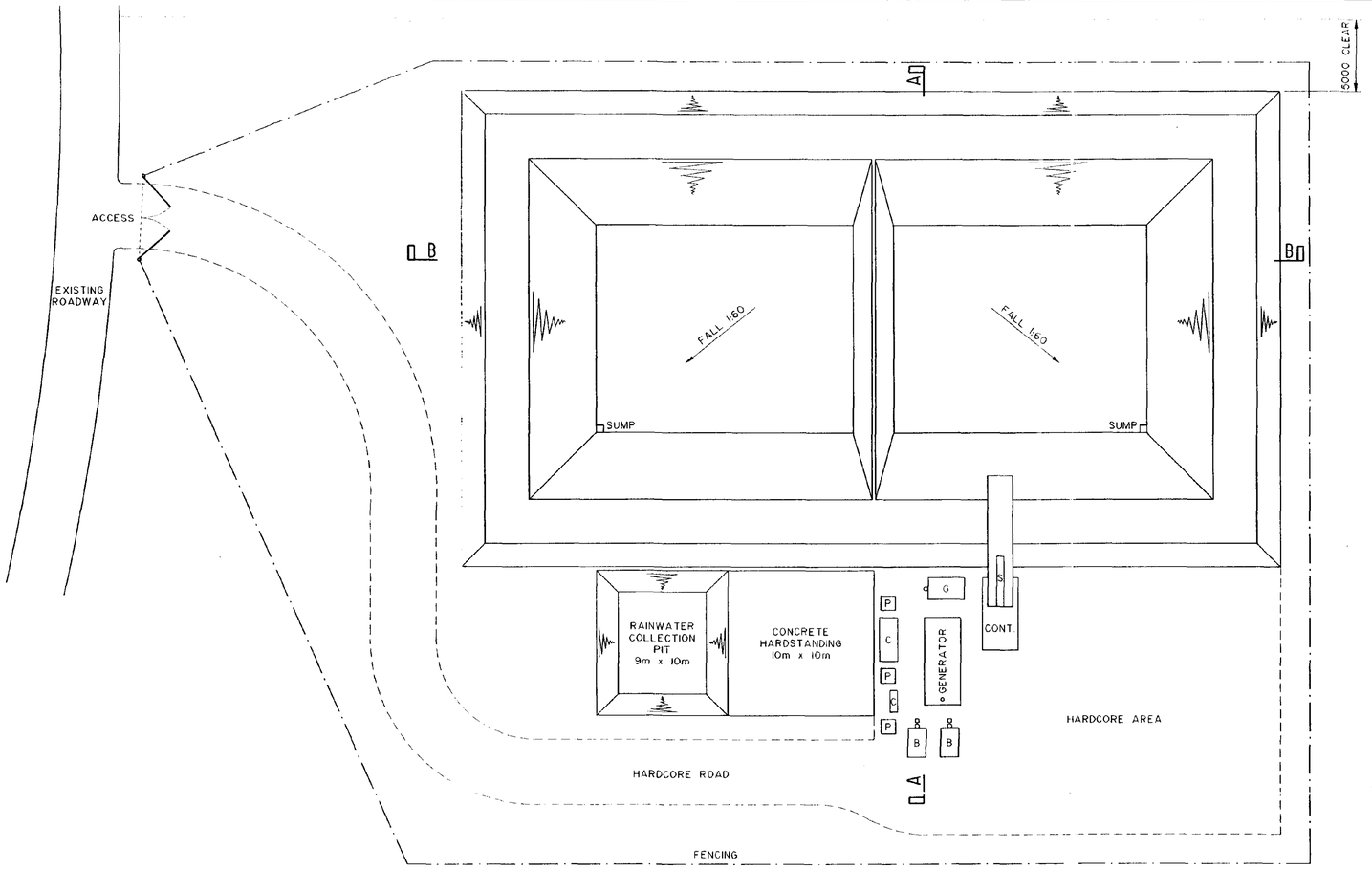

PROPOSED LAYOUT

KEY
B - BOILER & STACK
P - PUMP
C - CALORIFIER
G - GAS SAMPLER + FLUME BY CFC
S - SCREW DE-WATERER
CONT. - CONTAINER

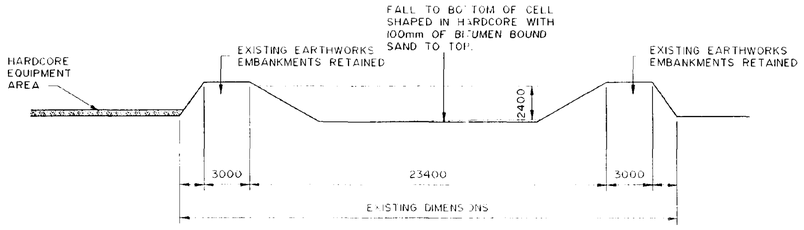

SECTION A-A

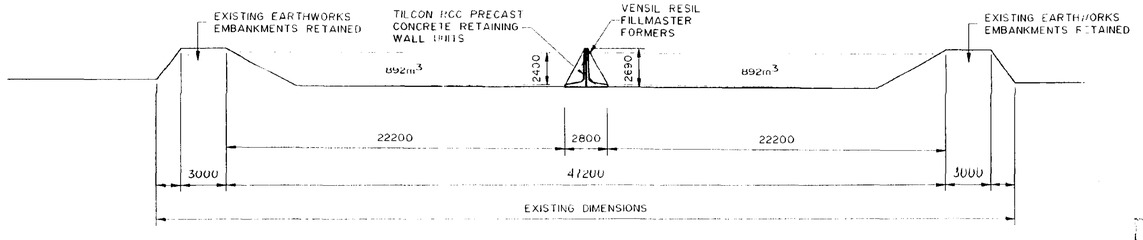

SECTION B-B

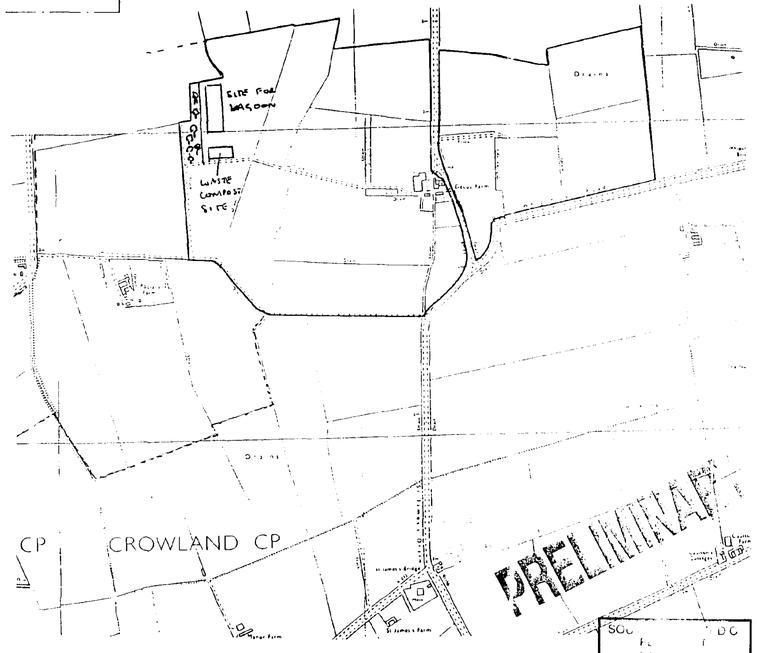

LOCATION PLAN

DETERMINED PLAN

CONFIDENTIAL

NOTES

1. THIS DRAWING IS COPYRIGHT AND THE PROPERTY OF WATERMAN BBT AND IS NOT TO BE COPIED IN WHOLE OR IN PART EXCEPT UNDER A WRITTEN AGREEMENT.
2. DO NOT SCALE THIS DRAWING. ANY DISCREPANCY IS TO BE REPORTED TO THE ENGINEER IMMEDIATELY.
3. THIS DRAWING IS TO BE READ IN CONJUNCTION WITH ALL ENGINEER'S, ARCHITECT'S OR OTHER RELEVANT DRAWINGS AND SPECIFICATIONS.
4. ALL DIMENSIONS AND LEVELS ARE TO BE CHECKED ON SITE BY THE CONTRACTOR PRIOR TO PREPARING ANY WORKING DRAWINGS OR COMMENCING ON SITE.
5. THE CONTRACTOR MUST ENSURE AND WILL BE HELD RESPONSIBLE FOR THE OVERALL STABILITY OF THE BUILDING/STRUCTURE/EXCAVATION AT ALL STAGES OF THE WORK.
6. ALL WORK BY THE CONTRACTOR MUST BE CARRIED OUT IN SUCH A WAY THAT ALL REQUIREMENTS UNDER THE HEALTH AND SAFETY AT WORK ACT ARE SATISFIED.
7. ALL WORK IS TO BE CARRIED OUT IN COMPLIANCE WITH THE REQUIREMENTS OF THE RELEVANT STATUTORY AUTHORITIES AND REGULATIONS.

L.C.C.
-2 MAR 1995
HIGHWAYS & PLANNING DEPARTMENT

Rev.	Date	By	Description

REVISION

BBT

Waterman BBT
CONSULTING ENGINEERS
BRADSHAW HOUSE, 31, WATERLOO LANE, LEEDS LS13 2JB
Tel 0113-256-3322 Fax. 0113-257-5871
Also at:-
ELISABETH HOUSE, ST. PETER'S SQUARE, MANCHESTER M2 3DF
Tel 0161-236-8225 Fax. 0161-236-8159

CLIENT
BIOMASS RECYCLING LTD

PROJECT
MIDAS DEMONSTRATION LAGOON

TITLE
LAGOON POSITION & DETAILS SCHEME 2

DATE	SCALE
FEB 1995	1:200

DRAWN	CHECKED	DRAWING NO.
SPM		4942/08

SOC DC
1 MAR 1995
REF. H02/0282/95

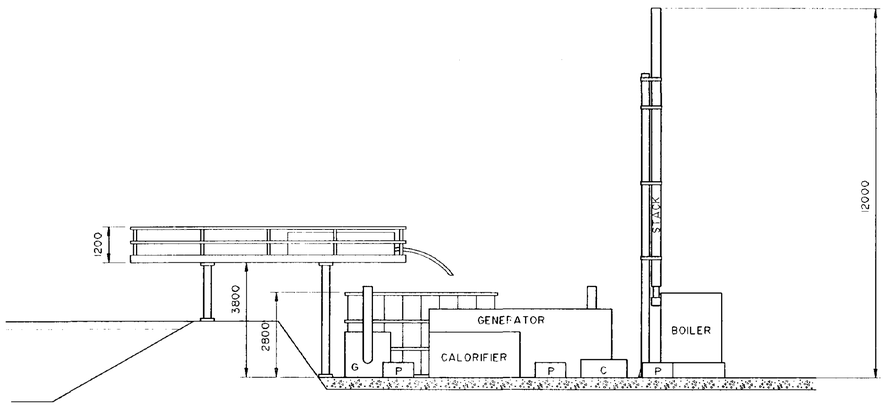

SECTION A-A
(1:100)

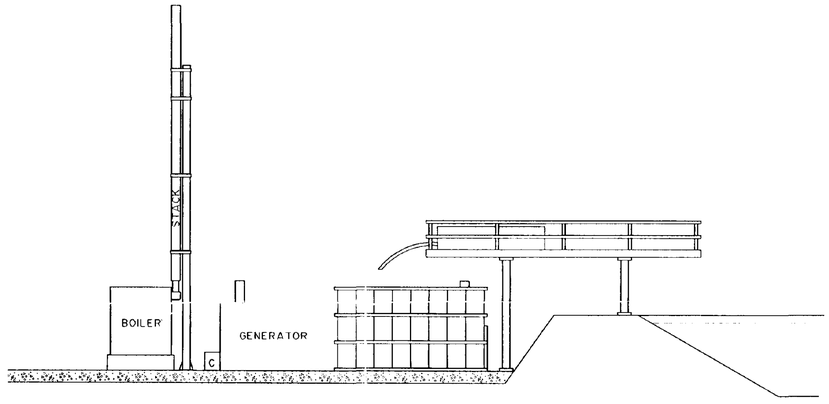

SECTION B-B
(1:100)

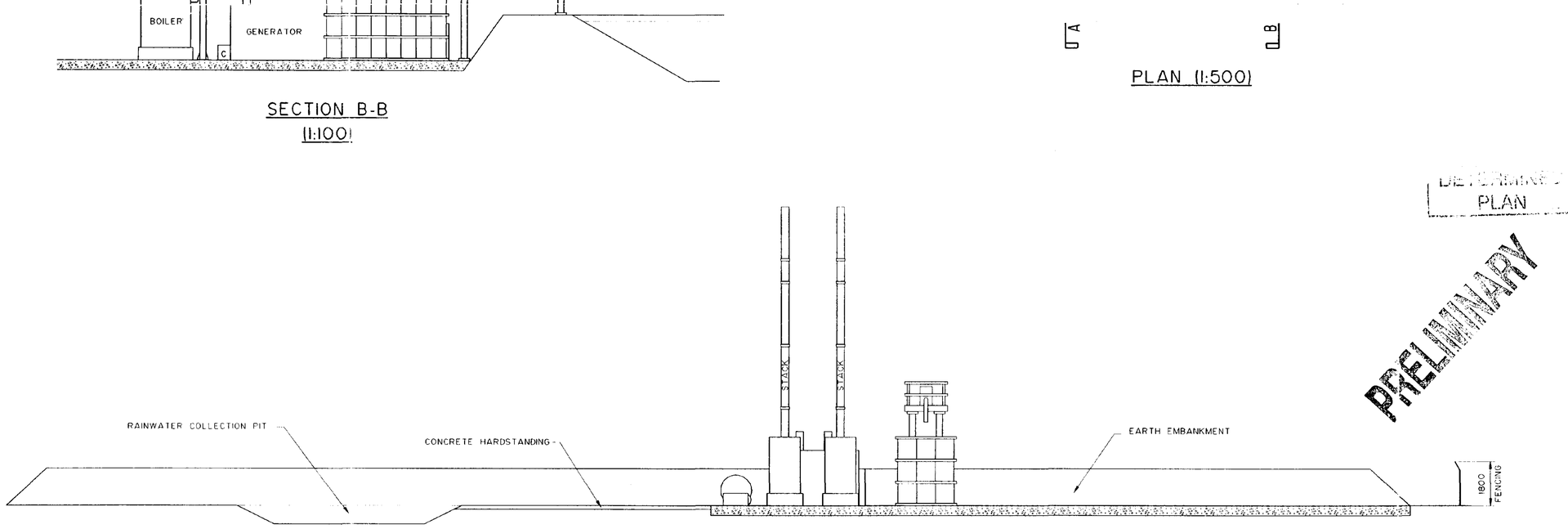

SECTION C-C
(1:100)

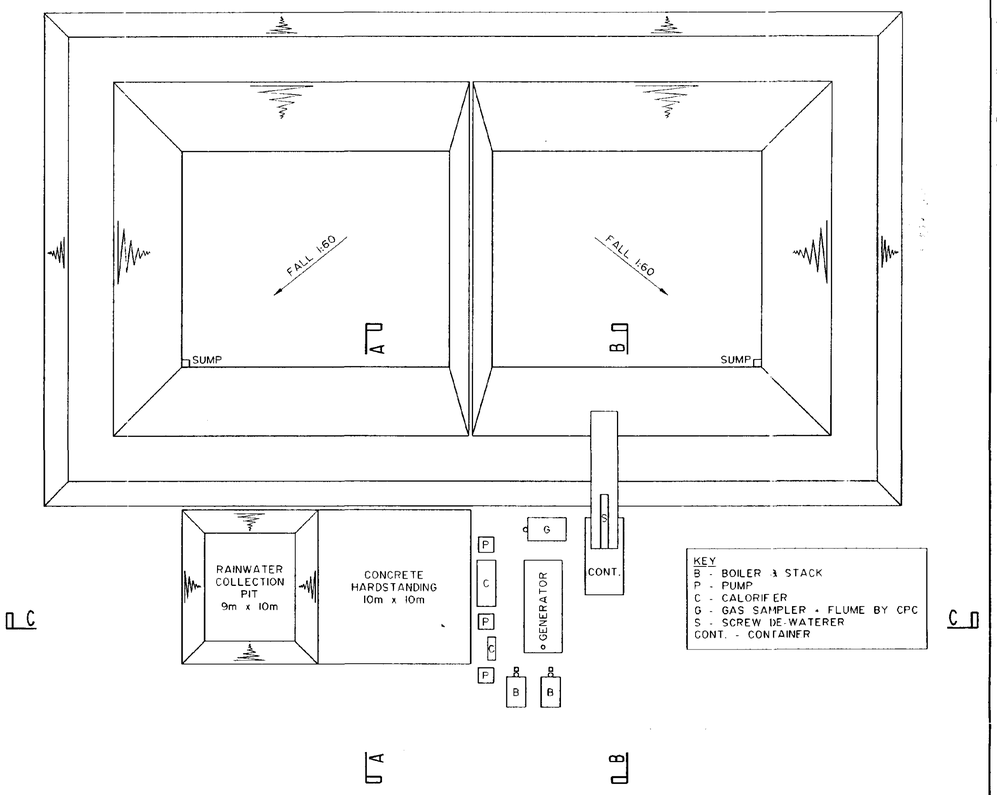

PLAN (1:500)

NOTES

1. THIS DRAWING IS COPYRIGHT AND THE PROPERTY OF WATERMAN BBT AND IS NOT TO BE COPIED IN WHOLE OR IN PART EXCEPT UNDER A WRITTEN AGREEMENT.
2. DO NOT SCALE THIS DRAWING. ANY DISCREPANCY IS TO BE REPORTED TO THE ENGINEER IMMEDIATELY.
3. THIS DRAWING IS TO BE READ IN CONJUNCTION WITH ALL ENGINEER'S, ARCHITECT'S OR OTHER RELEVANT DRAWINGS AND SPECIFICATIONS.
4. ALL DIMENSIONS AND LEVELS ARE TO BE CHECKED ON SITE BY THE CONTRACTOR PRIOR TO PREPARING ANY WORKING DRAWINGS OR COMMENCING ON SITE.
5. THE CONTRACTOR MUST ENSURE AND WILL BE HELD RESPONSIBLE FOR THE OVERALL STABILITY OF THE BUILDING/STRUCTURE/EXCAVATION AT ALL STAGES OF THE WORK.
6. ALL WORK BY THE CONTRACTOR MUST BE CARRIED OUT IN SUCH A WAY THAT ALL REQUIREMENTS UNDER THE HEALTH AND SAFETY AT WORK ACT ARE SATISFIED.
7. ALL WORK IS TO BE CARRIED OUT IN COMPLIANCE WITH THE REQUIREMENTS OF THE RELEVANT STATUTORY AUTHORITIES AND REGULATIONS.

L.C.C.
-2 MAR 1995

Rev.	Date	By	Description

REVISION

DETERMINED PLAN

PRELIMINARY

BBT

Waterman BBT
CONSULTING ENGINEERS
BRADSHAW HOUSE, 31, WATERLOO LANE, LEEDS LS13 2JP
Tel. 0113-256-3322 Fax. 0113-257-5871
Also at:-
ELISABETH HOUSE, St. PETER'S SQUARE, MANCHESTER M2 3DF
Tel. 0161-236-8225 Fax. 0161-236-8159

CLIENT
BIOMASS RECYCLING LTD

PROJECT
MIDAS DEMONSTRATION LAGOON

TITLE
SITE ELEVATIONS

DATE	SCALE
FEB 1995	1:100, 1:500

DRAWN	CHECKED	DRAWING NO.
SPM		4942/10

CONFIDENTIAL

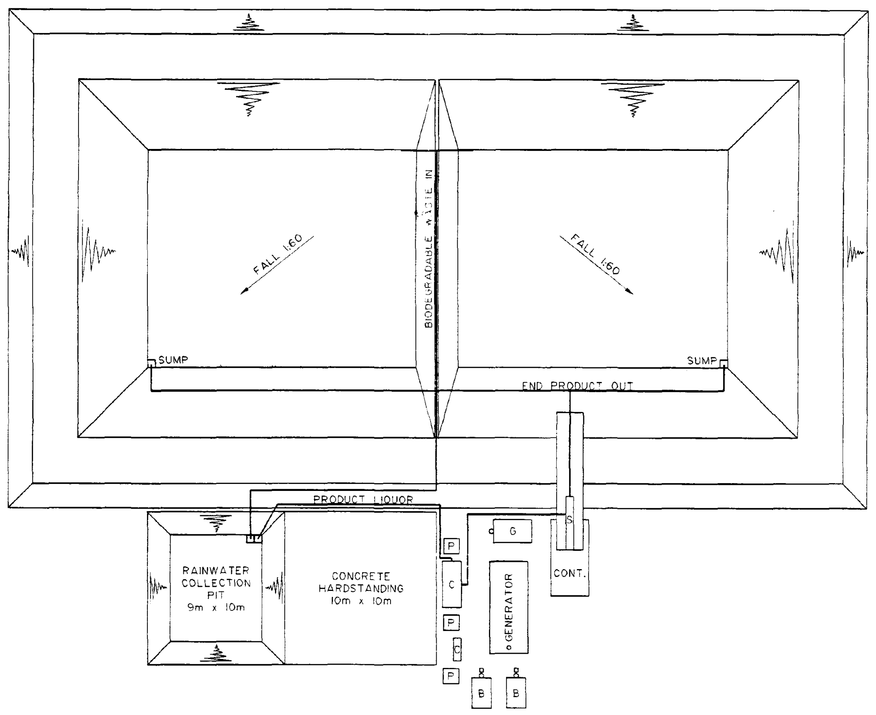

CHARGING & EMPTYING PIPEWORK

KEY
B - BOILER
P - PUMP
C - CALORIFIER
G - GAS SAMPLER + FLUME BY CPC
S - SCREW DEWATERER
CONT - CONTAINER

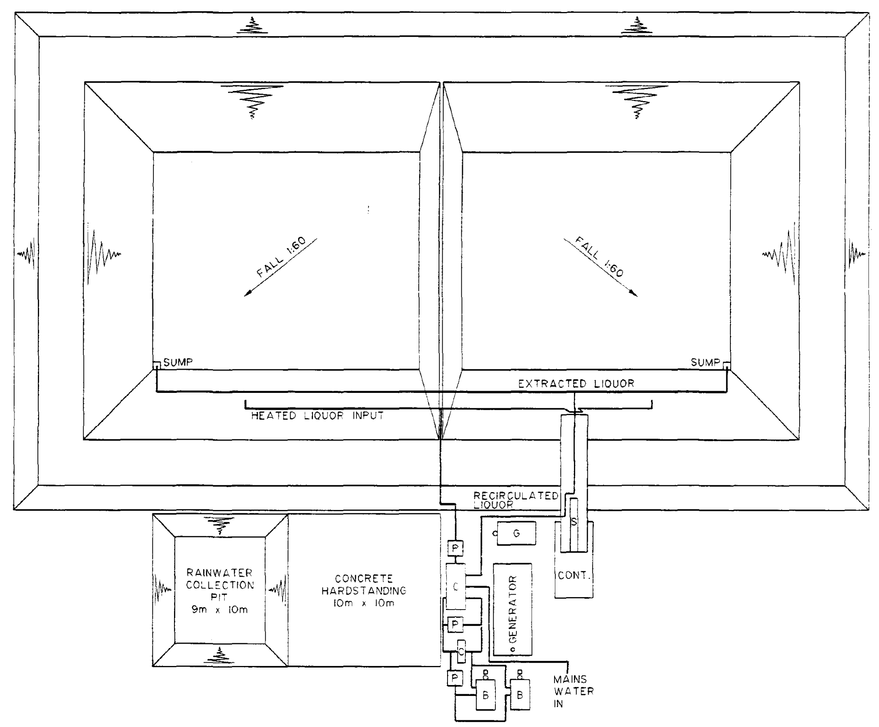

HEATING PIPEWORK

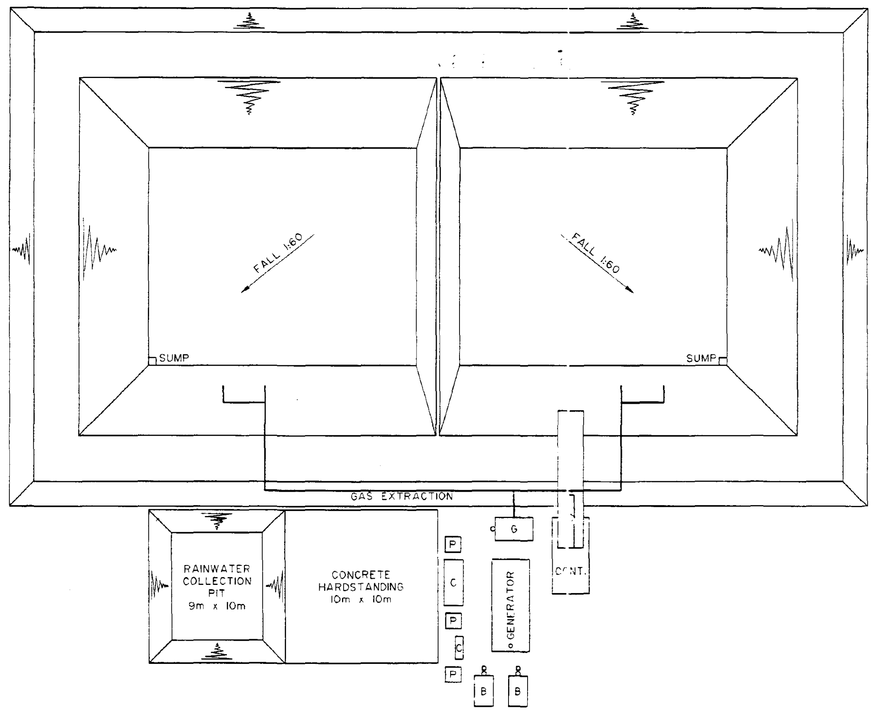

GAS EXTRACTION PIPEWORK

NOTES

1. THIS DRAWING IS COPYRIGHT AND THE PROPERTY OF WATERMAN BBT AND IS NOT TO BE COPIED IN WHOLE OR IN PART EXCEPT UNDER A WRITTEN AGREEMENT.
2. DO NOT SCALE THIS DRAWING. ANY DISCREPANCY IS TO BE REPORTED TO THE ENGINEER IMMEDIATELY.
3. THIS DRAWING IS TO BE READ IN CONJUNCTION WITH ALL ENGINEER'S, ARCHITECTS OR OTHER RELEVANT DRAWINGS AND SPECIFICATIONS.
4. ALL DIMENSIONS AND LEVELS ARE TO BE CHECKED ON SITE BY THE CONTRACTOR PRIOR TO PREPARING ANY WORKING DRAWINGS OR COMMENCING ON SITE.
5. THE CONTRACTOR MUST ENSURE AND WILL BE HELD RESPONSIBLE FOR THE OVERALL STABILITY OF THE BUILDING/STRUCTURE/EXCAVATION AT ALL STAGES OF THE WORK.
6. ALL WORK BY THE CONTRACTOR MUST BE CARRIED OUT IN SUCH A WAY THAT ALL REQUIREMENTS UNDER THE HEALTH AND SAFETY AT WORK ACT ARE SATISFIED.
7. ALL WORK IS TO BE CARRIED OUT IN COMPLIANCE WITH THE REQUIREMENTS OF THE RELEVANT STATUTORY AUTHORITIES AND REGULATIONS.

Rev	Date	By	Description
REVISION			

DETERMINED PLAN

L.O.C. 2 MAR 1995

PRELIMINARY

REF H09/0082/95

CONFIDENTIAL

Waterman BBT
CONSULTING ENGINEERS
BRADSHAW HOUSE, 3, WATERLOO LANE, LEEDS LS13 1LW
Tel. 0113-256-3322 Fax. 0113-257-5877
Also at:
ELISABETH HOUSE, St. PETER'S SQUARE, MANCHESTER M2 3DF
Tel. 0161-236-9225 Fax. 0161-236-[illegible]

CLIENT: BIOMASS RECYCLING LTD

PROJECT: MIDAS DEMONSTRATION LAGOON

TITLE: PIPEWORK DIAGRAMS

DATE	SCALE
FEB 1995	1:200

DRAWN	CHECKED	DRAWING NO.
SPM		4942/09

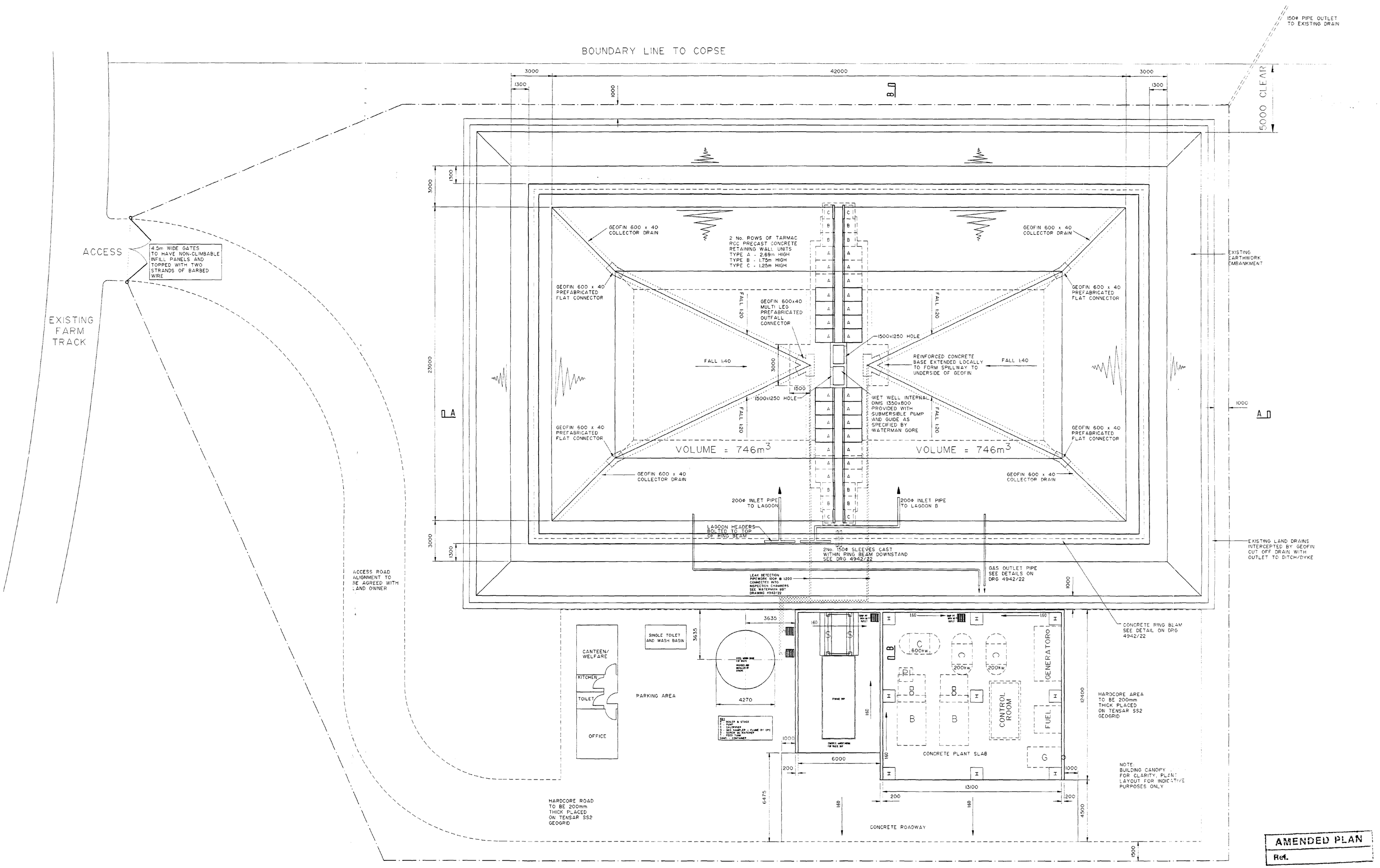

RECTANGULAR WIRE MESH FENCE WITH TWO STRANDS OF BARBED WIRE AT 100mm VERTICAL INTERVALS AT TOP WITH AN OVERALL HEIGHT OF NOT LESS THAN 1.3m AND WITH TIMBER OR CONCRETE POSTS AT A MAXIMUM OF 2.75m CENTRES. TO BS 1722: PART 2

AMENDED PLAN
Ref.

SOUTH HOLLAND DISTRICT COUNCIL PLANNING
18 MAY 1995
Ref: H02/0283/95

CONFIDENTIAL

NOTES

1. THIS DRAWING IS COPYRIGHT AND THE PROPERTY OF WATERMAN BBT AND IS NOT TO BE COPIED IN WHOLE OR IN PART EXCEPT UNDER A WRITTEN AGREEMENT.
2. DO NOT SCALE THIS DRAWING. ANY DISCREPANCY IS TO BE REPORTED TO THE ENGINEER IMMEDIATELY.
3. THIS DRAWING IS TO BE READ IN CONJUNCTION WITH ALL ENGINEERS, ARCHITECTS OR OTHER RELEVANT DRAWINGS AND SPECIFICATIONS.
4. ALL DIMENSIONS AND LEVELS ARE TO BE CHECKED ON SITE BY THE CONTRACTOR PRIOR TO PREPARING ANY WORKING DRAWINGS OR COMMENCING ON SITE.
5. THE CONTRACTOR MUST ENSURE AND WILL BE HELD RESPONSIBLE FOR THE OVERALL STABILITY OF THE BUILDING/STRUCTURE/EXCAVATION AT ALL STAGES OF THE WORK.
6. ALL WORK BY THE CONTRACTOR MUST BE CARRIED OUT IN SUCH A WAY THAT ALL REQUIREMENTS UNDER THE HEALTH AND SAFETY AT WORK ACT ARE SATISFIED.
7. ALL WORK IS TO BE CARRIED OUT IN COMPLIANCE WITH THE REQUIREMENTS OF THE RELEVANT STATUTORY AUTHORITIES AND REGULATIONS.
8. EXISTING LAGOON DIMENSIONS TO BE CONFIRMED BY CONTRACTOR

Rev	Date	By	Description
A	8/7	SPM	CONSTRUCTION ISSUE. LAGOON HEADER PIPE ADDED. PLANT POSITIONS REVISED. CALORIFIER ADDED.
P3	23.6	SPM	LEAK DETECTION INSPECTION CHAMBERS ADDED. REVISED WET WELLS ADDED. PIPEWORK ADDED. CUT OFF DRAIN ADDED.

REVISION

Waterman BBT
CONSULTING ENGINEERS
BRADSHAW HOUSE, 31, WATERLOO LANE, LEEDS LS13 2JG
Tel. 0113-256 3322 Fax. 0113-257 5877
AND AT:
ELISABETH HOUSE, ST. PETER'S SQUARE, MANCHESTER M2 3DH
Tel. 0161-236-8225 Fax. 0161-236-8054

CLIENT: BIOMASS RECYCLING LTD.

PROJECT: MIDAS DEMONSTRATION LAGOON

TITLE: G.A. LAYOUT PLAN

DATE	SCALE
MAY 1995	1:100
DRAWN: SPM	CHECKED: EMP
DRAWING NO: 4942/24 A	