Contractor to check all Dimensions on site prior to ordering materials / commencing work.Do Not Scale from this Drawing - If in doubt then please ask

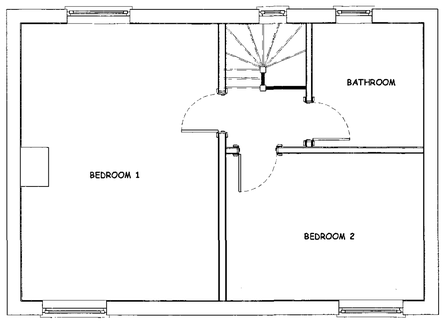

EXISTING FIRST FLOOR PLAN
Scale 1:50

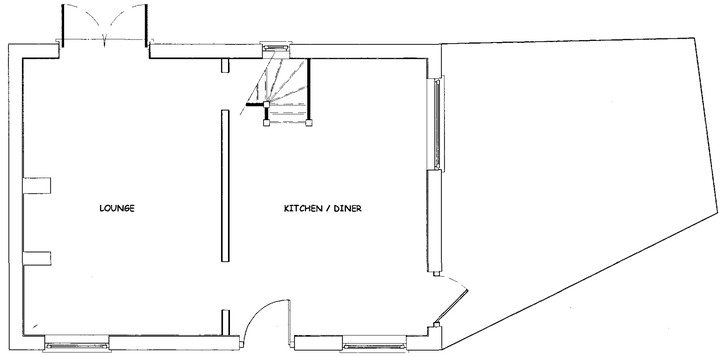

EXISTING GROUND FLOOR PLAN
Scale 1:50

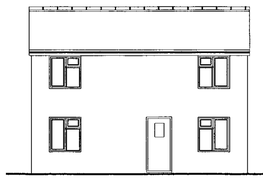

EXISTING FRONT ELEVATION
Scale 1:100

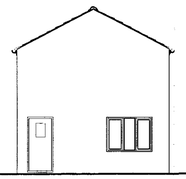

EXISTING SIDE ELEVATION
Scale 1:100

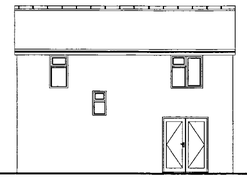

EXISTING REAR ELEVATION
Scale 1:100

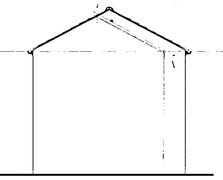

EXISTING SIDE ELEVATION
Scale 1:100

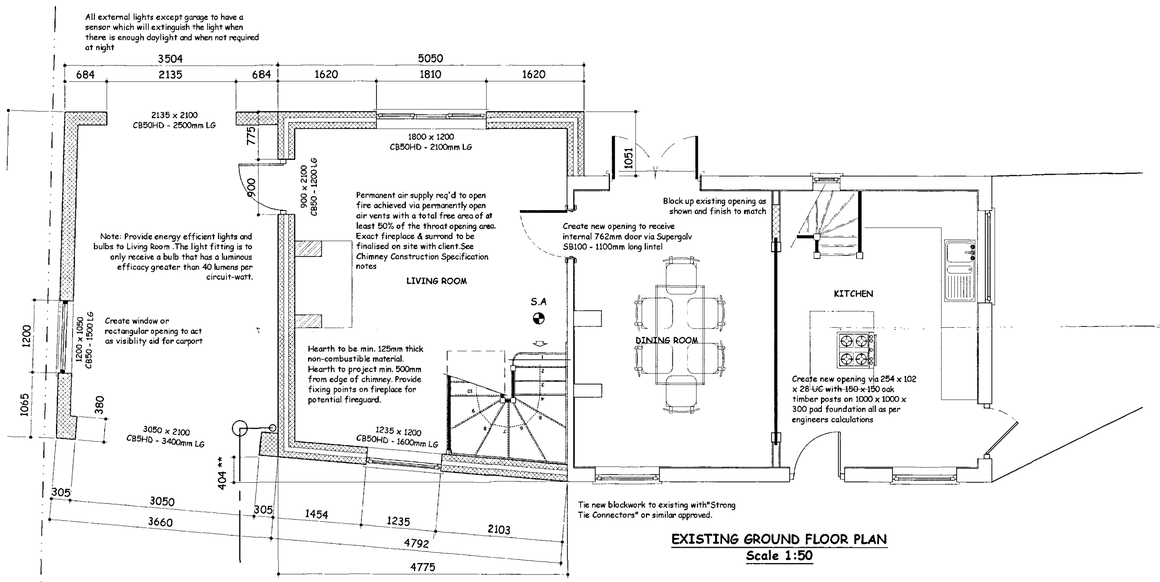

EXISTING GROUND FLOOR PLAN
Scale 1:50

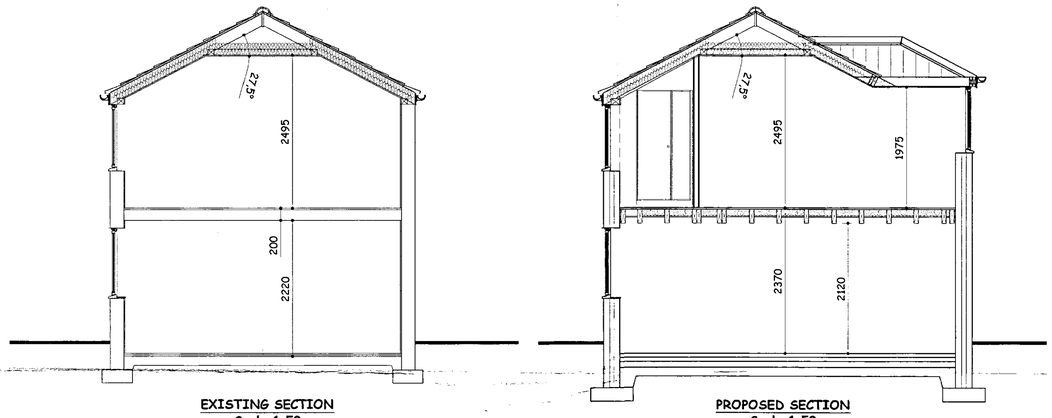

EXISTING SECTION
Scale 1:50

PROPOSED SECTION
Scale 1:50

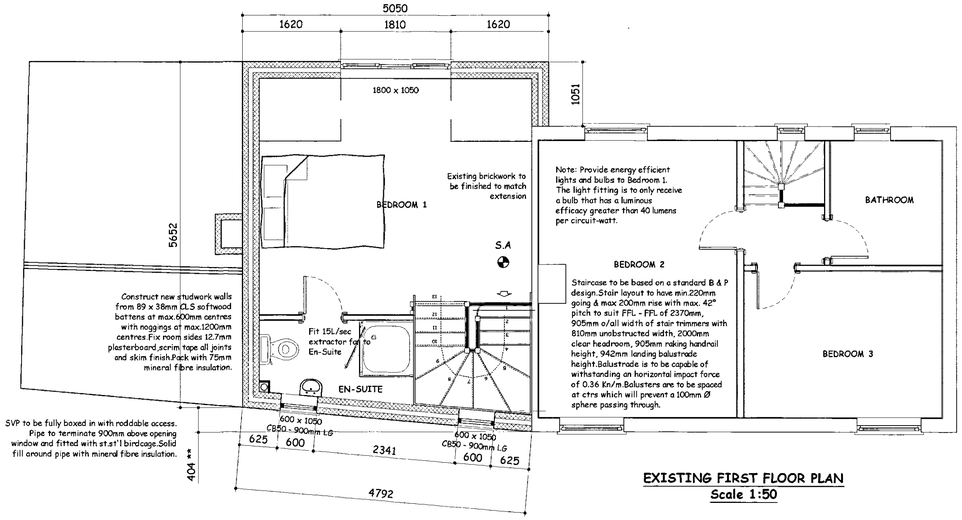

EXISTING FIRST FLOOR PLAN
Scale 1:50

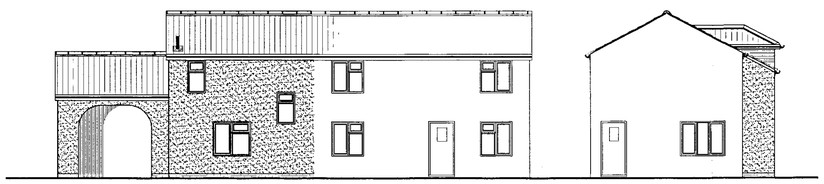

PROPOSED FRONT (Developed) ELEVATION
Scale 1:100

PROPOSED SIDE ELEVATION
Scale 1:100

All new window opening vents to first floor to allow means of escape in an emergency situation.Opening vent to be min.450 wide in each direction with an area of 0.33m².Cill level to be within 800mm & 1100mm of FFL and fitted with egress hinges.

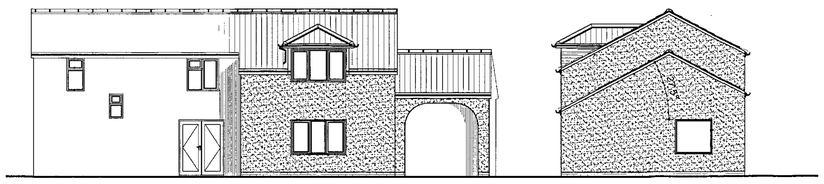

PROPOSED REAR (Developed) ELEVATION
Scale 1:100

PROPOSED SIDE ELEVATION
Scale 1:100

DETERMINED PLAN

3NDC
Planning & Development
- 7 MAR 2005
Ref: 0315/05

PLEASE NOTE:
Due to areas of the structure being covered, unexposed or otherwise inaccessible the notes / specifications of existing materials are subject to confirmation of site when it is feasible to expose the relevant areas of construction.

GENERAL CONDITIONS
Contractors are resonsible for checking all dimensions on site when work commences and before ordering any materials.Any discrepancies should be brought to the attention of the Client for remedial action before commencing further.

All details shown are based on typical site conditions for that area, any abnormal conditions should be brought to the attention of the Client and Local Authority.

The notes shown are mainly to cover the requirements of Building Regulations and should not be treated as full specification.

No allowance has been made for any Structural Calculations,a "SAP" calculation, Soil Investigation or Flood Risk Assessment.If deemed necessary then these will be a chargeable extra.All steel beam sizes shown on drawing are all subject to confirmation from Structural Engineer.

All materials not specified to be of a standard suitable for the work proposed and be fit for purpose.All work to be in accordance with good building practise and all necessary BS codes for Workmanship on Building Sites.

Client :
Mr J Brown
23 Baxter Gardens
Spalding
PE11 3YL

Site :
45, East Street
Crowland
PE6 0EN

remway design Ltd
3,Rembrandt Way
Spalding
Lincs
PE11 3HX
Tel: 07815 112 058
Fax: 01775 768 921
e-mail: jason@remwaydesign.co.uk

Date : feb05 | Scale : 1:50 / 1:100

Drawing No:
rem 994 - 01