PLANNING

DEMOLITION FRONT ELEVATION
SCALE: 1:100

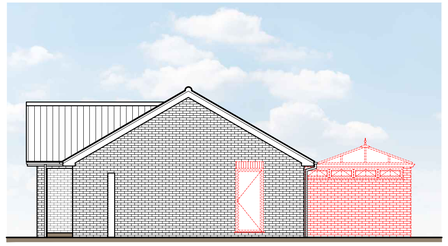

DEMOLITION SIDE ELEVATION
SCALE: 1:100

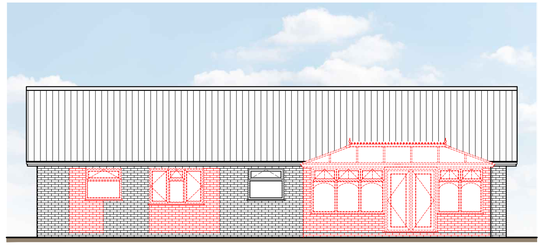

DEMOLITION REAR ELEVATION
SCALE: 1:100

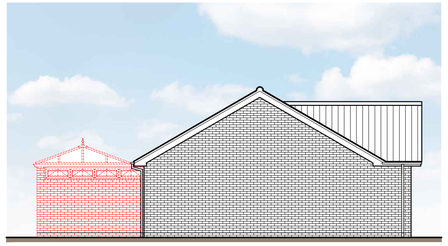

DEMOLITION SIDE ELEVATION
SCALE: 1:100

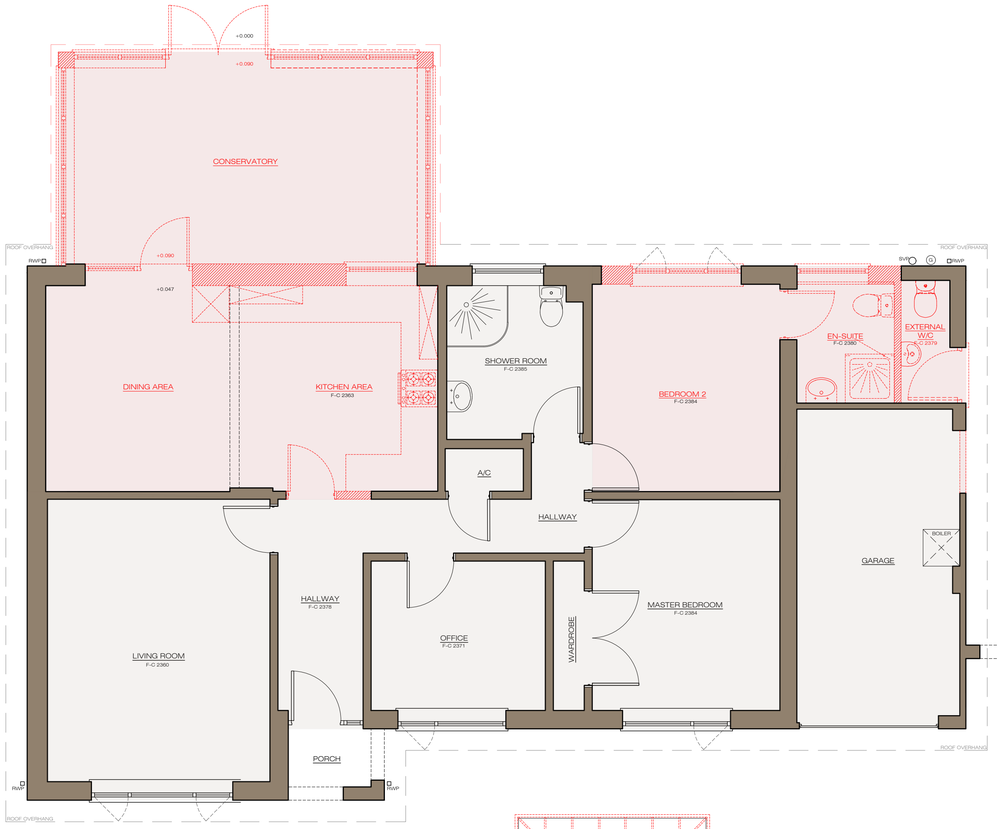

DEMOLITION FLOOR PLAN
SCALE: 1:50

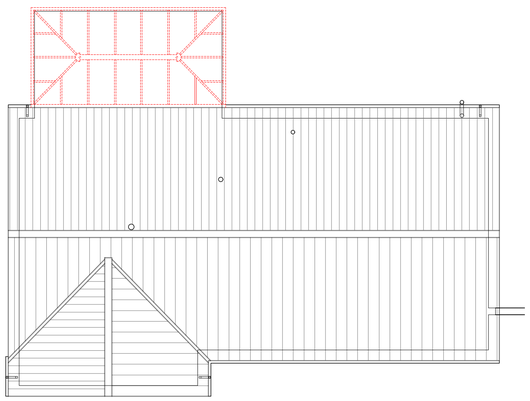

DEMOLITION ROOF PLAN
SCALE: 1:100

DEMOLITION SITE PLAN
SCALE: 1:200

1:50 SCALE BAR (M)
0 0.5 1 1.5 2 2.5 3 3.5 4 4.5 5

1:100 SCALE BAR (M)
0 1 2 3 4 5 6 7 8 9 10

1:200 SCALE BAR (M)
0 2 4 6 8 10 12 14 16 18 20

N
W E
SUNSET SUNRISE
S

NOTES:

THIS DOCUMENT IS THE PROPERTY OF J KNIGHT DESIGN LTD AND MAY NOT BE REISSUED, LOANED OR COPIED IN PART OR IN WHOLE WITHOUT WRITTEN PERMISSION © 2023

IT IS RECOMMENDED THAT INFORMATION IS NOT SCALED OFF THIS DRAWING. ALL DIMENSIONS ARE IN MILLIMETRES UNLESS STATED OTHERWISE.

THIS DRAWING SHOULD BE READ IN CONJUNCTION WITH ALL OTHER RELEVANT INFORMATION, SPECIFICATIONS & SCHEDULES.

IF THIS DRAWING IS RECEIVED ELECTRONICALLY IT IS THE RECIPIENTS RESPONSIBILITY TO PRINT THE DOCUMENT AT THE CORRECT SCALE.

ALL DIMENSIONS TO BE CHECKED ON SITE PRIOR TO COMMENCING WORK AND ANY DISCREPANCIES TO BE ADVISED IMMEDIATELY.

CONSTRUCTION (DESIGN & MANAGEMENT) REGULATIONS 2015
J KNIGHT DESIGN LTD ARE EMPLOYED AS A DESIGNER AND WILL PROVIDE INFORMATION TO THOSE RESPONSIBLE FOR THE 'PRINCIPAL DESIGNER' AND TO THE CLIENT.

J KNIGHT DESIGN LTD ARE ONLY RESPONSIBLE FOR THE 'ARCHITECTURAL' DESIGN OF THE ELEMENTS INCLUDED ON THIS DRAWING.

ARCHITECTURAL DESIGN HAS BEEN CARRIED OUT WITH DUE CONSIDERATION FOR THE SAFETY DURING CONSTRUCTION, OCCUPATION AND MAINTENANCE OF THE FINISHED STRUCTURE.

THE WORKS CONTAIN NO EXTRAORDINARY HAZARDS OR RISKS THAT ARE NOT PRESENT DURING ROUTINE CONSTRUCTION OPERATIONS THAT WOULD NOT READILY BE APPARENT TO A COMPETENT CONTRACTOR.

THIS INFORMATION SHOULD BE INCLUDED AS PART OR COMMENCEMENT OF THE HEALTH AND SAFETY FILE FOR THE PROJECT.

REF.	DATE	DESCRIPTION
A	24.06.2024	REAR CONSERVATORY SHOWN FULLY DEMOLISHED FOR VARIATION OF CONDITION APPLICATION.

REVISIONS AS ABOVE

DRAWING STATUS:
PLANNING

J KNIGHT DESIGN
ARCHITECTURAL SERVICES
T: 01945 479175
E: STUDIO@JKNIGHTDESIGN.COM
W: WWW.JKNIGHTDESIGN.COM
21 OLD CHURCH ROAD
TERRINGTON ST JOHN
WISBECH, NORFOLK, PE14 7XA

CLIENT INFORMATION:
MR & MRS PARRETT
TAMARA
FRENCH DROVE
THORNEY, PETERBOROUGH
PE6 0PH

PROJECT TITLE:
PROPOSED REAR EXTENSION AND INTERNAL ALTERATIONS TO EXISTING

DRAWING INFORMATION:
DEMOLITION FLOOR PLAN
ELEVATIONS AND SITE PLAN.

SCALE:	DATE:	DRAWN BY:
AS STATED @ A1	JUNE.2024	SJW

DRAWING REFERENCE: 23027-PL002A
REVISION:

CHECKED / ISSUED BY:
DATE: