

west

south

5 × 30mm galv. mt. lateral restraint straps to gables at max. 2 metre centres

All openings to have horizontal and vertical damp proof courses

double glazed windows and doors - doors to have Toughened glass

facing bricks externally to be Staffs by Ibstock Ironstone Mixture with coloured mortar all to match existing house

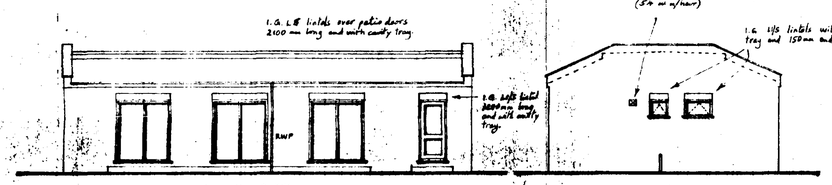

east

north

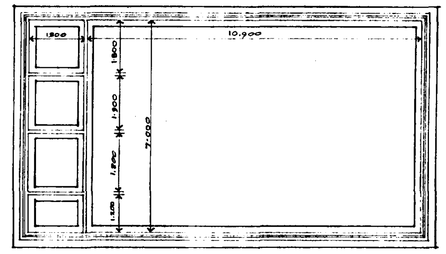

foundations

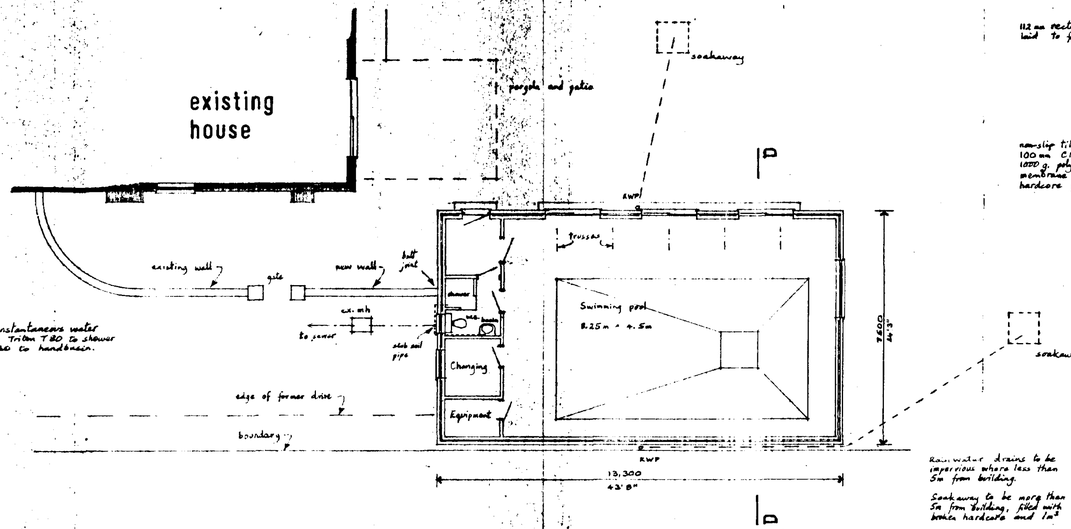

floor plan

Electric instantaneous water heating - Triton T80 to shower Triton T30 to handbasin.

100mm Supersleve pipes bedded on pea gravel with 1:8 gradient, protected with a lintel where passing through wall & with 50mm stone filled surround and after internal waterproofing to prevent ingress of vermin from new connection to existing manhole

P.V.C. wastes with 75mm deep traps, all accessible for clearing blockages; 32mm to basin and 40mm to shower

Rainwater drains to be impervious where less than 5m from building.

Soakaway to be more than 5m from building, filled with broken hardcore and 1m³

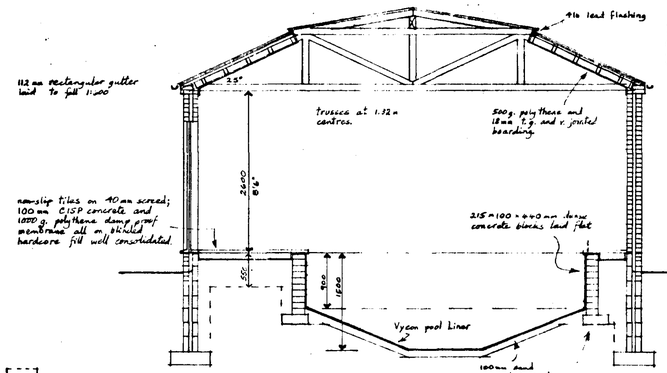

section a-a

Smooth Grey Mineray Roll on 25×38mm tanalised battens and counter battens at 338mm and 450mm centres, on reinforced felt to B.S. 747 lapped 150mm horizontally and vertically

Celotex insulation board on 50×100mm joists at 400mm centres 97mm Thick

close cavity at eaves and verges with asbestos strip

100mm facing brick internally and externally; 50mm cavity with 50mm Styrofoam Waldrate CW.

wall ties at 900mm horizontally and 450mm vertically and at 225mm vertically to jambs of openings.

mortar to be 1:1:6 cement lime sand

D.P.C. to be minimum 150mm above ground level and to lapped and continuous with d.p.m.

weak cavity fill to ground level

Class 'A' concrete 150mm below dpc.

700×250mm foundations C30P concrete reinforced with B.R.C. B385 mesh set 50mm above bottom.

Foundation to be taken down to virgin strata to approval.

PLANNING & PLANNING
11 DEC 2001
Ref: 1408/01

Copy of this Plan ... South Holland ... Act 1990 ... Building Regulations ... subject to conditions shown ... Notice of Passing of Plans.

SOUTH HOLLAND D.C.
PLAN DEPT
4 DEC 1990
REF F/P/2158/89/0

Swimming Pool
Mr. & Mrs. P. Leo,
55, Broadway, CROWLAND

DETERMINED PLAN

Scale:	1:100 & 1:50
Drawing No.:	3
Refs	F/P/1408/01 F/P/2158/89 H08/0323/89
Date:	Feb. 1989

A. ROFFE
BUILDING DESIGN & PLANS
1 Green Lane,
SPALDING,
Lincs. PE11 2YB Tel. (01775) 3680

8477-1184T
SUMMIT