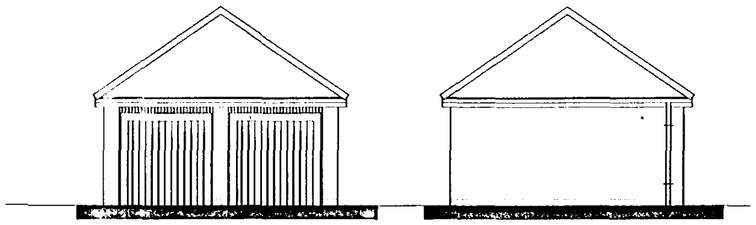

FRONT ELEVATION

SIDE ELEVATION

N.B. Refer to main dwelling for elevation treatment

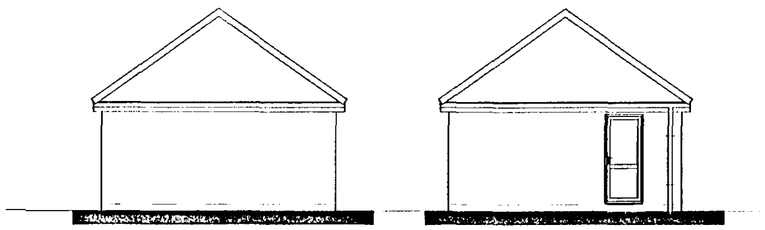

REAR ELEVATION

SIDE ELEVATION

CONSTRUCTION NOTES

GROUND PREPARATION - Strip off top soil/vegetable matter from area occupied by buildings plus 2m all round, provisionally allow 150mm depth and store in site stockpile for later reuse. Reduce levels/grade oversite to levels indicated on site plans.

FOUNDATIONS - Unless otherwise stated, strip foundations to be 450/650mm wide of C15P mix concrete. Depth to suit site conditions, subject to 700mm min depth (1000mm on clay) and to the approval of the Local Authority Building Inspector.

GROUND FLOOR CONSTRUCTION - Insitu concrete ground bearing slabs to be 100mm thickness C20P mix concrete on 1200 gauge DPM (300mm laps) on 150mm sand blinded clean hardcore (max 600mm filling below slab). DPM to be turned up and over all walls and overlaid with DPC.

SUB-STRUCTURE WALLS - Class A blocks of FL quality bricks in 1:3 mix mortar. Fill cavities to within 225mm of lowest DPC with 1:10 mortar or lean mix concrete.

EXTERNAL WALLS - Made up of 105mm facing brickwork. Cavity walls between house and garage as external walls. Solid walls of 200mm Tarmac Topflite G11 or similar lightweight blocks in 1:6 mortar (K value 0.11 w/mk) to give U value of 0.48w/m degrees Celsius.

ROOF COVERING - Concrete interlocking, concrete/clay plain tiles or traditional/fibre cement slates with ridges/verges/special fittings all as site specification. 38 x 25mm treated SW battens gauge to suite tiling on BS747 type 1F untearable roofing felt or similar on cut/trussed rafters as applicable. Contractor is to determine tile fixing specification from manufacturers published literature with due consideration for each site location, anticipated wind velocities and individual roof pitches. Roofing contractor to fix mineral fibre quilt fire stopping above and below roofing felt to head of party walls and fire stop eaves boxes in strict accordance with manufacturers written instructions.

ROOF CONSTRUCTION - Wall plates generally 100 x 50mm treated SW, with half lapped joints and fully bedded, strapped down to supporting wall with 30 x 5mm GMS straps at 1.0m cc's. Cut pitch rafters to be fully birdsmouthed over 4 twice nailed to manufacturer and fixed together with 100 x 25mm sawn SW binders and bracing, in strict accordance with BS5268 part 3 1985 (and any subsequent amendment) at 600mm max centres. Provide 3/ x 5mm once bent (900/100) galvanised mild steel lateral restrain straps to external walls at ceiling and rafter level where shown at 2m max cc's) fixed with 4 no. 50mm 8 gauge CSK screws or 5 no. 3.5 x 50mm galvanised round wire nails to 2 trusses/ceiling joists min C/W solid blocking support and edge packing.

ROOF SPACE VENTILATION AND INSULATION - Provide eave to eave ventilation equivalent to 10,000mm? /metre run or where eaves is dropped. 25,000mm?/metre run, together with high level vents giving 5000mm?/metre run (use tile manufacturers dry ridge ventilator system). Use either ventilating sofit boards, continuous sofit ventilation strips or continuous over fascia ventilation strips as site specification.

RAINWATER GOODS - 115mm dia HR or 100mm square line UPVC guttering, fixed level using standard fascia brackets at 1000mm cc's and 68mm dia/65mm square RWP's sealed to drain at ground level. Colour/profile as site specification.

FOUL AND STORM DRAINAGE - Generally foul drainage to connect to foul sewer lateral and rainwater to discharge to rubble filled soakaways, but refer to drainage layout plan on a site by site and plot by plot basis.

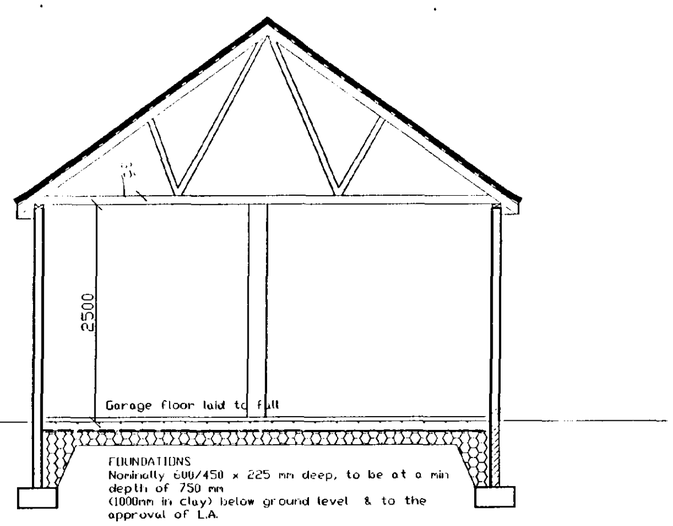

SECTION A - A

OPENING	FRAME	LINTEL	LENGTH
1	Purpose made	CN71A	2550
2	Purpose made	CN71A	2550
3	2/F	CN48C	1200

Lintols by Catnic Ltd

ROOF TRUSS SCHEDULE

A 2No Compound girder of Flat Top Trusses 5410 clear span.
B 2No Flat top trusses 5410 clear span.
C 1No Fink truss 5410 clear span.
D 10 No Mono pitch trusses.

35 Degree pitch
200mm overhang

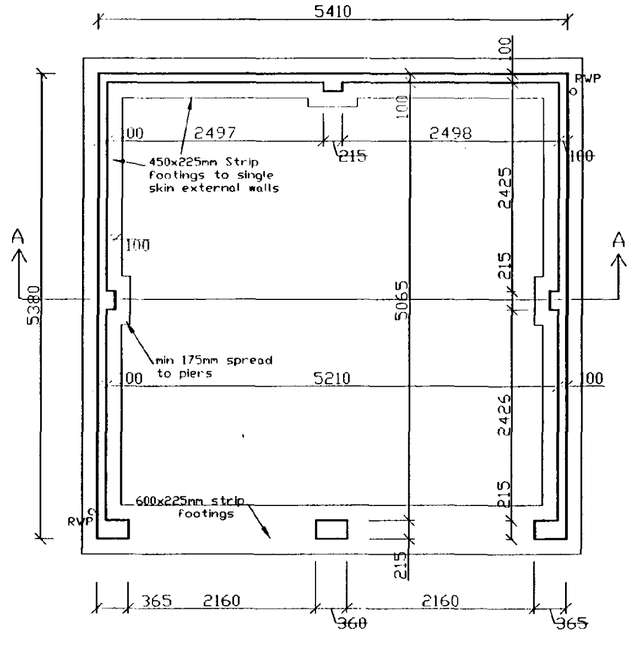

FOUNDATION PLAN

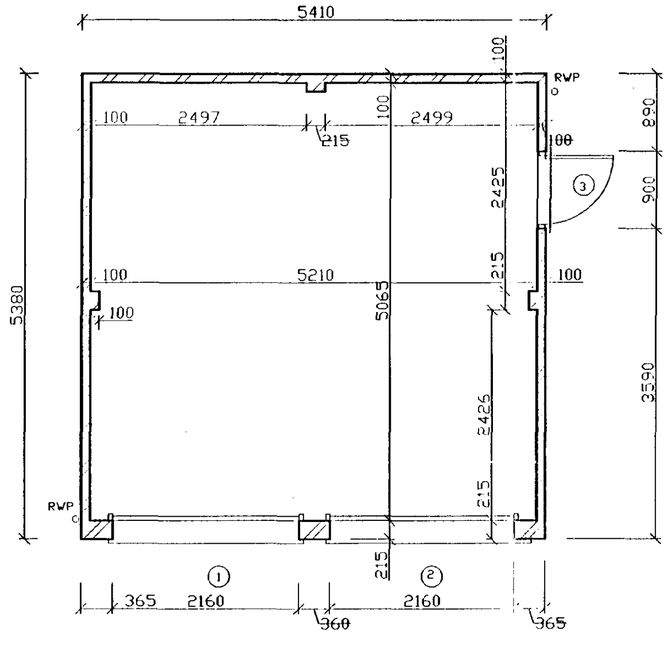

FLOOR PLAN

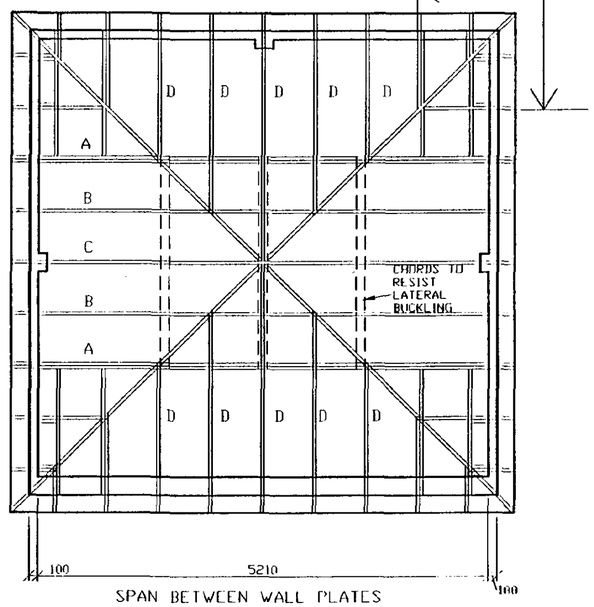

SPAN BETWEEN WALL PLATES

TRUSS LAYOUT

Date :	Description :		
15/05/00	Infill timber sizes amended	A	JV

R E V I S I O N S

Swallow House, Banbury Close, West Elloe Avenue, Spalding, Lincs. PE11 2BS
Telephone : (01775) 724701 Fax : (01775) 762153
ALLISON HOMES is a trading name of SWALLOW HOMES LTD

Project :
DOUBLE DETACHED GARAGE

Drawing Title :
CONSTRUCTION DRAWING

Reference No :

Drawing No :
W/DDG/03

Scales :
1:50, 1:100

Date :
JULY '99

Drawn :
J.r.b.

Do not scale directly from this drawing. All discrepancies to be brought to the attention of the above office.

SOUTH ... DC
HOUS... NG
09 JUN 2000
Ref. 0739/00

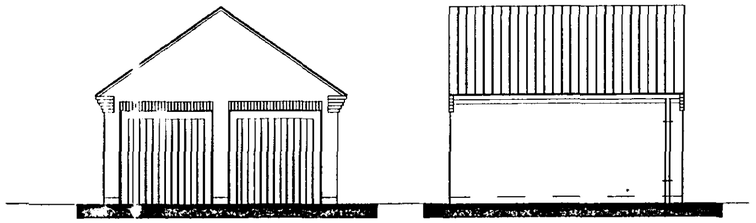

FRONT ELEVATION

SIDE ELEVATION

N.B. Refer to main dwelling for elevation treatment

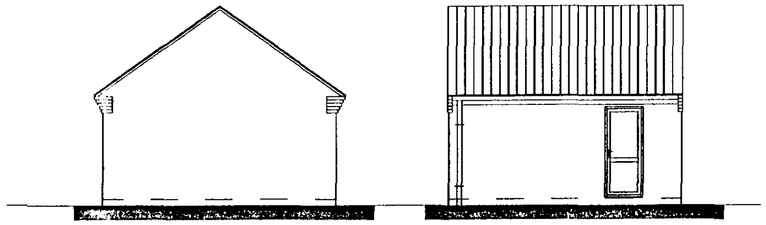

REAR ELEVATION

SIDE ELEVATION

CONSTRUCTION NOTES

GROUND PREPARATION - Strip all top soil/vegetable matter from area occupied by buildings plus 2m all round, provisionally allow 150mm depth and store in site stockpile for later reuse. Reduce levels/grade oversite to levels indicated on site plans.

FOUNDATIONS - Unless otherwise stated, strip foundations to be 450/650mm wide of C15P mix concrete. Depth to suit site conditions, subject to 700mm min depth (1000mm on clay) and to the approval of the Local Authority Building Inspector.

GROUND FLOOR CONSTRUCTION - Insitu concrete ground bearing slabs to be 100mm thickness C20P mix concrete on 1200 gauge DPM (300mm laps) on 150mm sand blinded clean hardcore (max 600mm filling below slab). DPM to be turned up and over all walls and overlaid with DPC.

SUB-STRUCTURE WALLS - Class A blocks of FL quality bricks in 1:3 mix mortar. Fill cavities to within 225mm of lowest DPC with 1:10 mortar or lean mix concrete.

EXTERNAL WALLS - Made up of 105mm facing brickwork. Cavity walls between house and garage as external walls. Solid walls of 200mm Tarmac Toplite GTI or similar lightweight blocks in 1:6 mortar (K value 0.11 w/mk) to give U value of 0.48w/m degrees Celsius.

ROOF COVERING - Concrete interlocking, concrete/clay plain tiles or traditional/fibre cement slates with ridges/verges/special fittings all as site specification. 38 x 25mm treated SW battens gauge to suite tiling on BS747 type if untearable roofing felt or similar on cut/trussed rafters as applicable. Contractor is to determine tile fixing specification from manufacturers published literature with due consideration for each site location, anticipated wind velocities and individual roof pitches. Roofing contractor to fix mineral fibre quilt fire stopping above and below roofing felt to head of party walls and fire stop eaves boxes in strict accordance with manufacturers written instructions.

ROOF CONSTRUCTION - Wall plates generally 100 x 50mm treated SW, with half lapped joints and fully bedded, stepped down to supporting wall with 30 x 5mm GMS straps at 1.0m cc's. Cut pitch rafters to be fully birdsmouthed over 4 twice nailed to manufacturer and fixed together with 100 x 25mm sawn SW binders and bracing, in strict accordance with BS5268 part 3 1985 (and any subsequent amendment) at 600mm max centres. Provide 30 x 5mm once bent (900/100) galvanised mild steel lateral restrain straps to external walls at ceiling and rafter level where shown at 2m max cc's) fixed with 4 no. 50mm 8 gauge CSK screws or 5 no. 3.5 x 50mm galvanised round wire nails to 2 trusses/ceiling joists min C/W solid blocking support and edge packing.

ROOF SPACE VENTILATION ANE INSULATION - Provide eave to eave ventilation equivalent to 10,000mm? /metre run or where eaves is dropped. 25,000mm?/metre run, together with high level vents giving 5000mm?/metre run (use tile manufacturers dry ridge ventilator system). Use either ventilating sofit boards, continuous sofit ventilation strips or continuous over fascia ventilation strips as site specification.

RAINWATER GOODS - 115mm dia HR or 100mm square line UPVC guttering, fixed level using standard fascia brackets at 1000mm cc's and 68mm dia/65mm square RWP's sealed to drain at ground level. Colour/profile as site specification.

FOUL AND STORM DRAINAGE - Generally foul drainage to connect to foul sewer lateral and rainwater to discharge to rubble filled soakaways, but refer to drainage layout plan on a site by site and plot by plot basis.

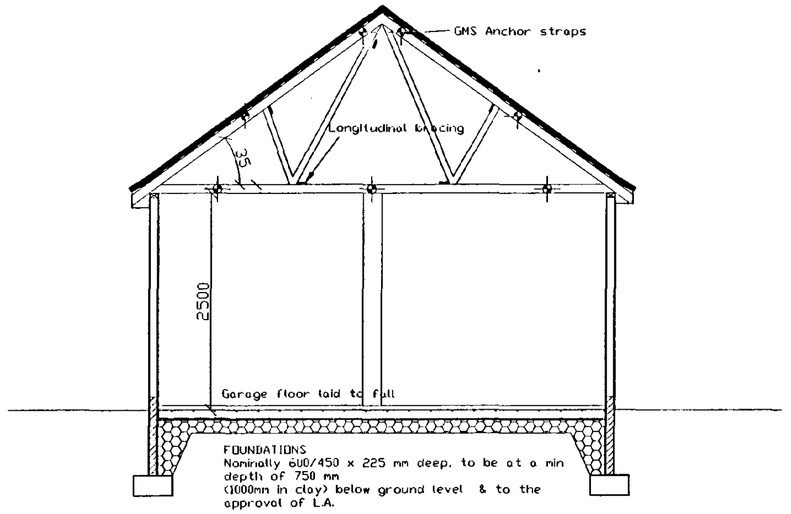

SECTION A - A

OPENING	FRAME	LINTOL	LENGTH
1	Purpose made	CN71A	2550
2	Purpose made	CN71A	2550
3	3XF	CN48C	1200

Lintols by Catnic ltd.

30x5 mm G.M.S. Straps built into wall & screwed back to 3 No. trusses at max. 2.0 m c/c at verge & ceiling level, with solid timber noggins provided below straps.

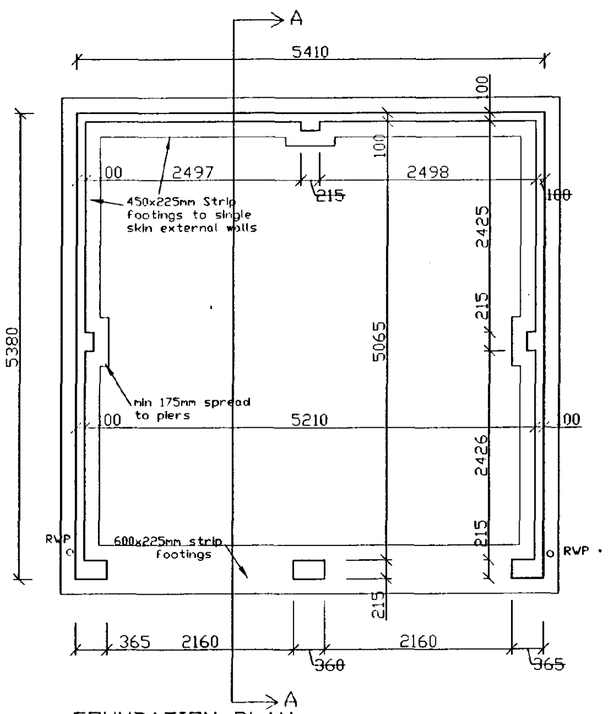

FOUNDATION PLAN

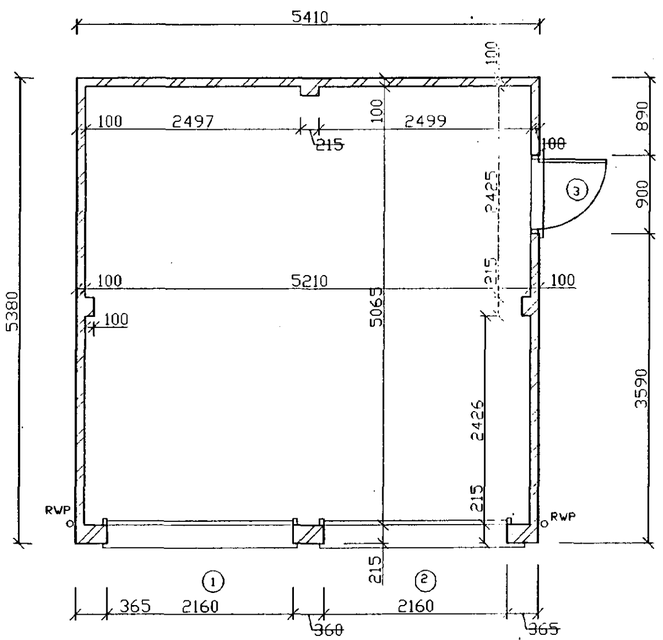

FLOOR PLAN

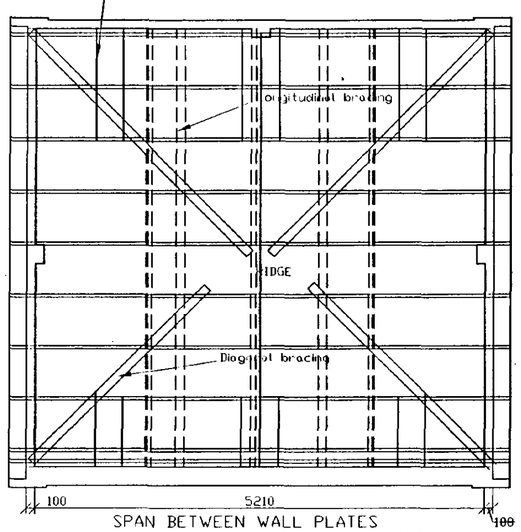

SPAN BETWEEN WALL PLATES

TRUSS LAYOUT

Roof Truss Schedule
10 No Fink Trusses
5410 Clear Span
35° Pitch
200mm Overhang

SOUTH KESTEVEN DC HOUSING
09 JUN 2000
Ref: 0739/00.

Date :	Description :

R E V I S I O N S

Swallow House, Banbury Close, West Elloe Avenue, Spalding, Lincs. PE11 2BS
Telephone : (01775) 724701 Fax : (01775) 762153
ALLISON HOMES is a trading name of SWALLOW HOMES LTD

Project :
DOUBLE DETACHED GARAGE

Drawing Title :
CONSTRUCTION DRAWING

Reference No :	Scales : 1:50, 1:100
Drawing No : W/DDG/02	Date : JULY '99
	Drawn : j.r.b.

Do not scale directly from this drawing. All discrepancies to be brought to the attention of the above office.

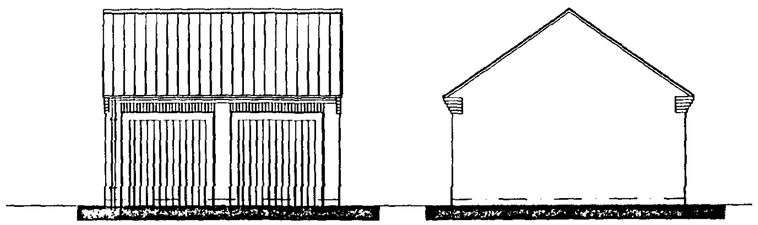

FRONT ELEVATION

SIDE ELEVATION

N.B. Refer to main dwelling for elevation treatment

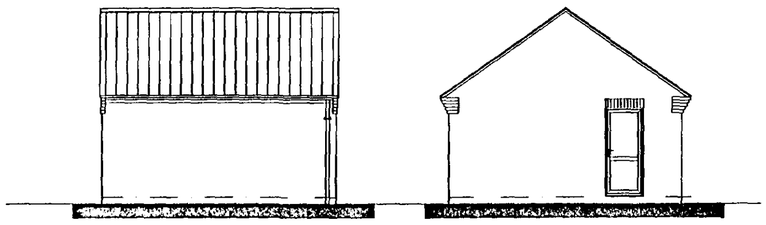

REAR ELEVATION

SIDE ELEVATION

CONSTRUCTION NOTES

GROUND PREPARATION - Strip all top soil/vegetable matter from area occupied by buildings plus 2m all round, provisionally allow 150mm depth and store in site stockpile for later reuse. Reduce levels/grade oversite to levels indicated on site plans.

FOUNDATIONS - Unless otherwise stated, strip foundations to be 450/650mm wide of C15P mix concrete. Depth to suit site conditions, subject to 700mm min depth (1000mm on clay) and to the approval of the Local Authority Building Inspector.

GROUND FLOOR CONSTRUCTION - Insitu concrete ground bearing slabs to be 100mm thickness C20P mix concrete on 1200 gauge DPM (300mm laps) on 150mm sand blinded clean hardcore (max 600mm filling below slab). DPM to be turned up and over all walls and overlaid with DPC.

SUB-STRUCTURE WALLS - Class A blocks of FL quality bricks in 1:3 mix mortar. Fill cavities to within 225mm of lowest DPC with 1:10 mortar or lean mix concrete.

EXTERNAL WALLS - Made up of 105mm facing brickwork. Cavity walls between house and garage as external walls. Solid walls of 200mm Tarmac Toplite GTI or similar lightweight blocks in 1:6 mortar (K value 0.11 w/mk) to give U value of 0.48w/m degrees Celsius.

ROOF COVERING - Concrete interlocking, concrete/clay plain tiles or traditional/fibre cement slates with ridges/verges/special fittings all as site specification. 38 x 25mm treated SW battens gauge to suite tiling on BS747 type 1F untearable roofing felt or similar on cut/trussed rafters as applicable. Contractor is to determine tile fixing specification from manufacturers published literature with due consideration for each site location, anticipated wind velocities and individual roof pitches. Roofing contractor to fix mineral fibre quilt fire stopping above and below roofing felt to head of party walls and fire stop eaves boxes in strict accordance with manufacturers written instructions.

ROOF CONSTRUCTION - Wall plates generally 100 x 50mm treated SW, with half lapped joints and fully bedded, strapped down to supporting wall with 30 x 5mm GMS straps at 1.0m cc's. Cut pitch rafters to be fully birdsmouthed over 4 twice nailed to manufacturer and fixed together with 100 x 25mm sawn SW binders and bracing, in strict accordance with BS5268 part 3 1985 (and any subsequent amendment) at 600mm max centres. Provide 30 x 5mm once bent (900/100) galvanised mild steel lateral restrain straps to external walls at ceiling and rafter level where shown at 2m max cc's) fixed with 4 no. 50mm 8 gauge CSK screws or 5 no. 3.5 x 50mm galvanised round wire nails to 2 trusses/ceiling joists min C/W solid blocking support and edge packing.

ROOF SPACE VENTILATION AND INSULATION - Provide eave to eave ventilation equivalent to 10,000mm² /metre run or where eaves is dropped. 25,000mm²/metre run, together with high level vents giving 5000mm²/metre run (use tile manufacturers dry ridge ventilator system). Use either ventilating sofit boards, continuous sofit ventilation strips or continuous over fascia ventilation strips as site specification.

RAINWATER GOODS - 115mm dia HR or 100mm square line UPVC guttering, fixed level using standard fascia brackets at 1000mm cc's and 68mm dia/65mm square RWP's sealed to drain at ground level. Colour/profile as site specification.

FOUL AND STORM DRAINAGE - Generally foul drainage to connect to foul sewer lateral and rainwater to discharge to rubble filled soakaways, but refer to drainage layout plan on a site by site and plot by plot basis.

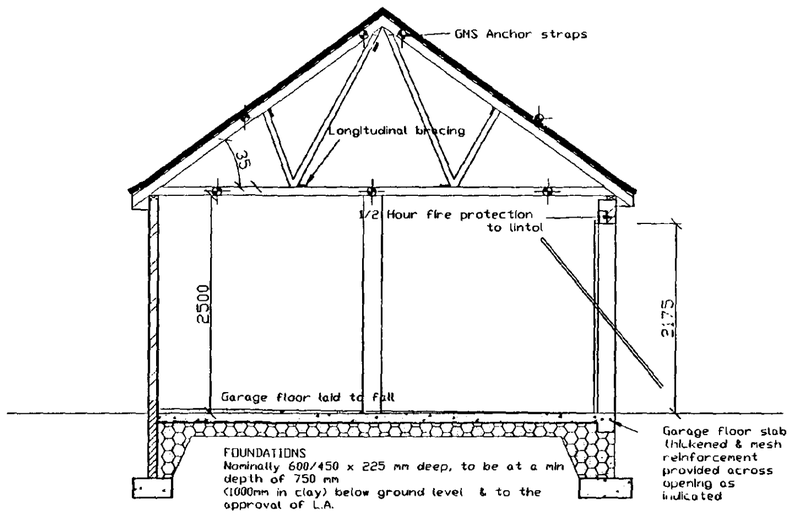

SECTION A - A

OPENING	FRAME	LINTOL	LENGTH
1	Purpose made	CN71A	2550
2	Purpose made	CN71A	2550
3	3XF	CN48C	1200

Lintols by Catnic ltd.

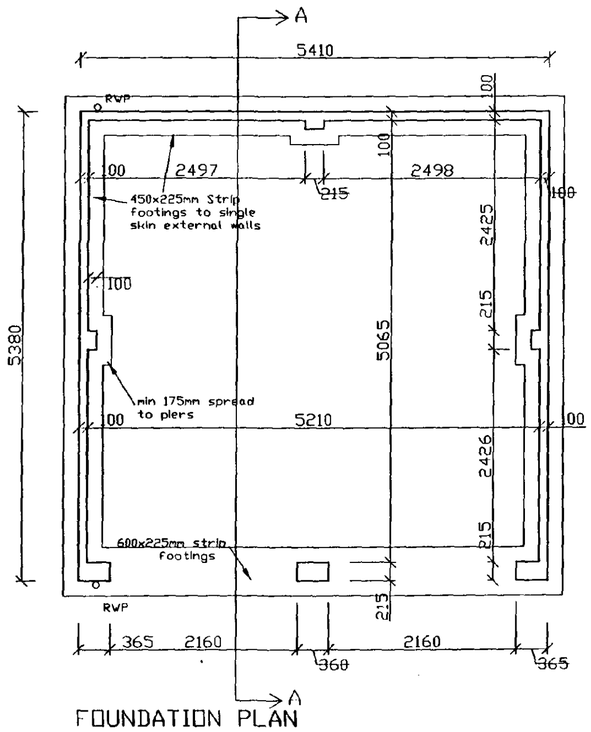

FOUNDATION PLAN

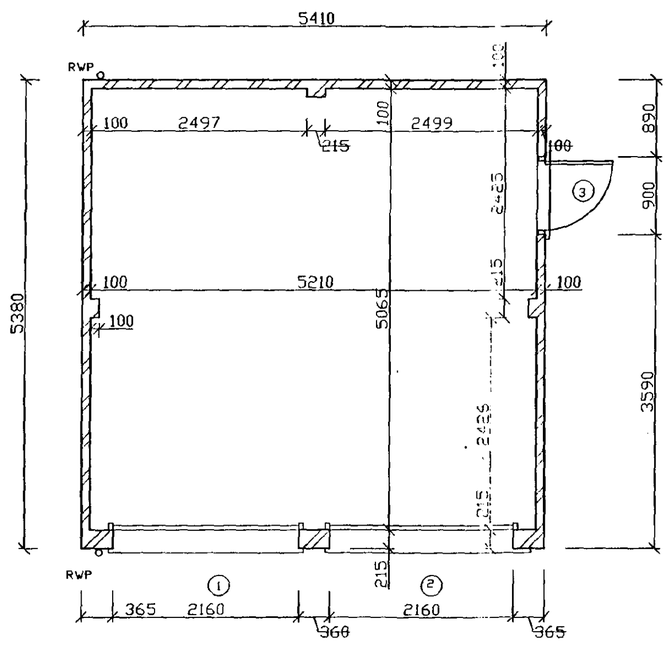

FLOOR PLAN

30x5 mm G.M.S. Straps built into wall & screwed back to 3 No. trusses at max. 2.0 m c/c at verge & ceiling level, with solid timber noggins provided below straps.

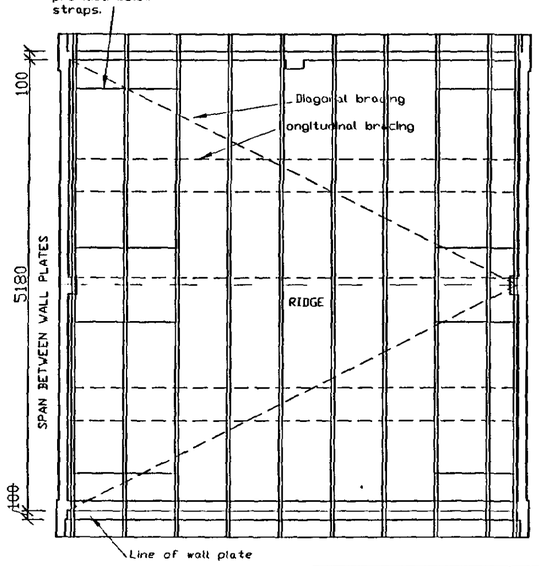

TRUSS LAYOUT

Roof Truss Schedule
10 No Fink Trusses
5380 Clear Span
35° Pitch
200mm Overhang

SOUTH ... HOUSE ... 09 JUN 2000 Ref: 0739/00.

3/8/99	ROOF PITCH REVISED	A	PW
Date :	Description :		

R E V I S I O N S

Swallow House, Banbury Close, West Elloe Avenue, Spalding, Lincs. PE11 2BS
Telephone : (01775) 724701 Fax : (01775) 762153
ALLISON HOMES is a trading name of SWALLOW HOMES LTD

Project :
DOUBLE DETACHED GARAGE

Drawing Title :
CONSTRUCTION DRAWING

Reference No :

Drawing No : W/DDG/01

Scales 1:50, 1:100

Date : JULY '99

Drawn : J.R.B.

Do not scale directly from this drawing. All discrepancies to be brought to the attention of the above office.

FRONT ELEVATION

SIDE ELEVATION

This drawing is for PLANNING PURPOSES ONLY. The internal layout shown on the plans is indicative and are for guidance purposes. Amendments may be made at the discretion of Allison Homes. For confirmation of finalised design and specification refer to the Sales Department.

The Conservatory is also for planning purposes only, and will not be constructed and included in the sale unless requested as an extra by the purchaser. The design is therefore indicative and may be subject to alteration to suit individual requirements.

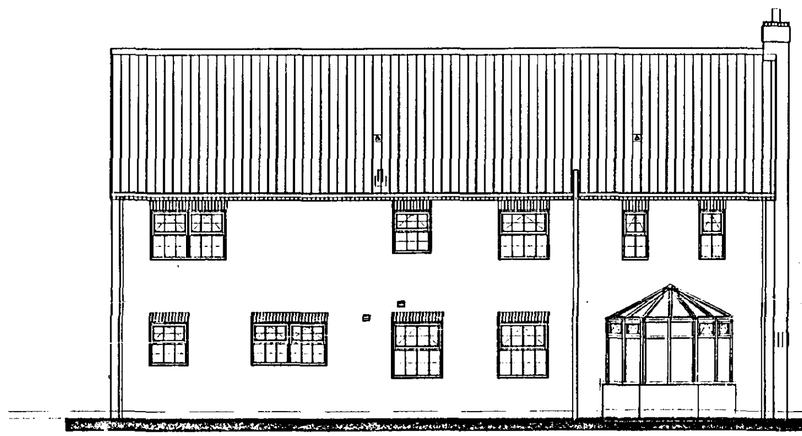

REAR ELEVATION

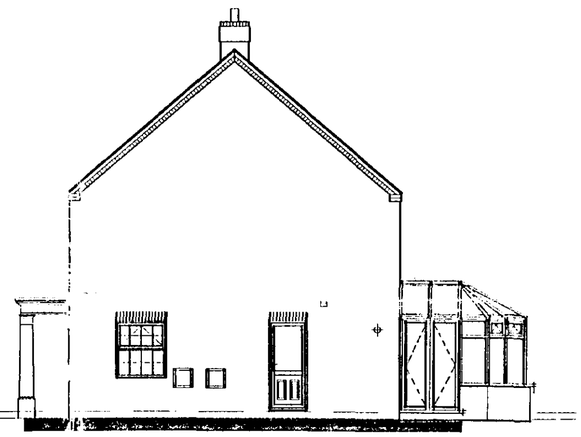

SIDE ELEVATION

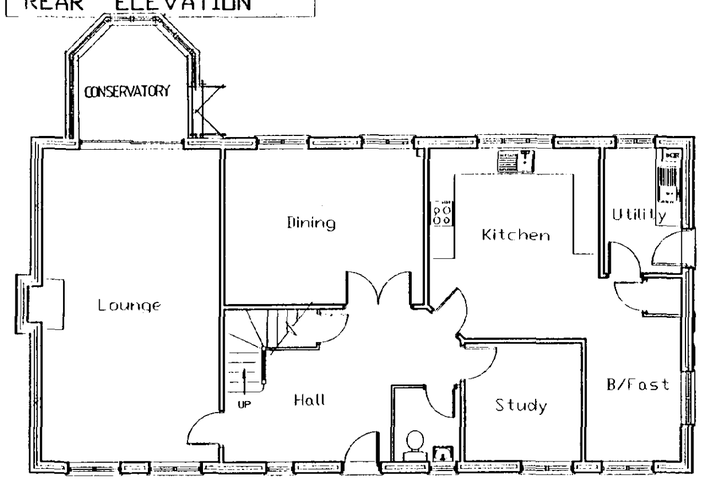

GROUND FLOOR PLAN

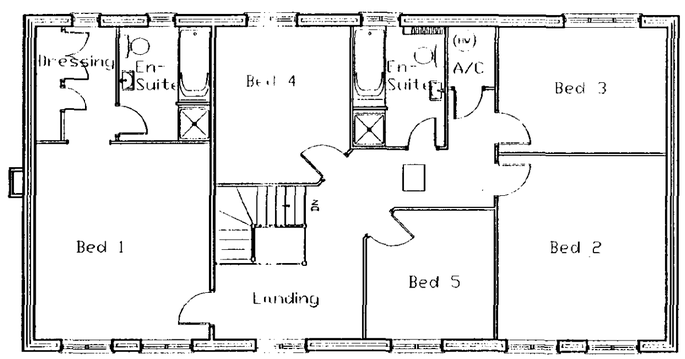

FIRST FLOOR PLAN

SCULCOATES AND DC
HOUSING & PLANNING
09 JUN 2000
Ref: 0739/00

Date :	Description :		
25/10/99	Plinth removed, general design changes	A	jb

REVISIONS

ALLISON HOMES
Swallow House, Banbury Close, West Elloe Avenue, Spalding, Lincs. PE11 2BB
Telephone : (01775) 724701 Fax : (01775) 762153
ALLISON HOMES is a trading name of SWALLOW HOMES LTD

Project :
5 Bed Detatched House
R-Range

Drawing Title :
DESIGN SHEET

THE SHERINGHAM 2289sqft

Reference No :	Scales : 1: 100
R5/DG/04	Date : 1/3/99
Drawing No : 01	Drawn: J.r.b.

Do not scale directly from this drawing. All discrepancies to be brought to the attention of the above office.

Front Elevation

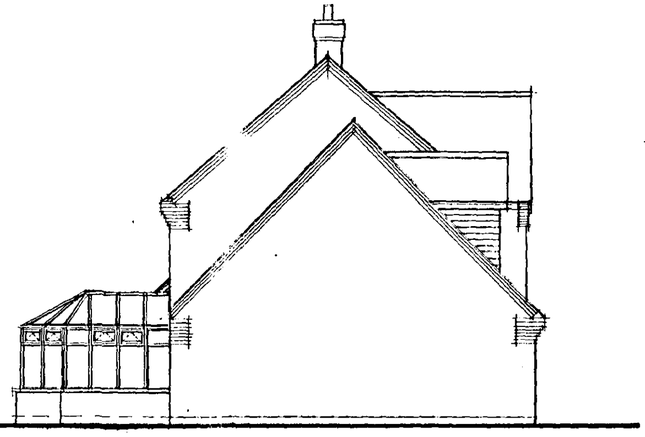

Side Elevation

Rear Elevation

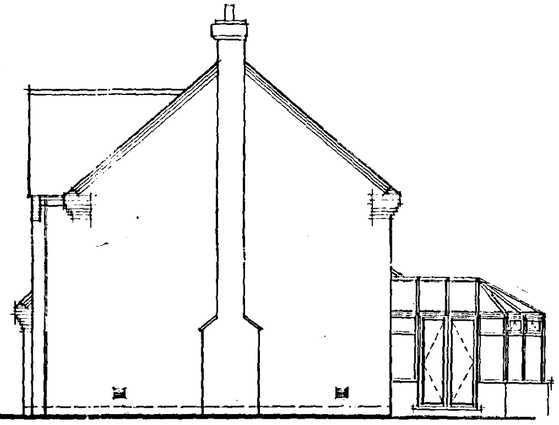

Side Elevation

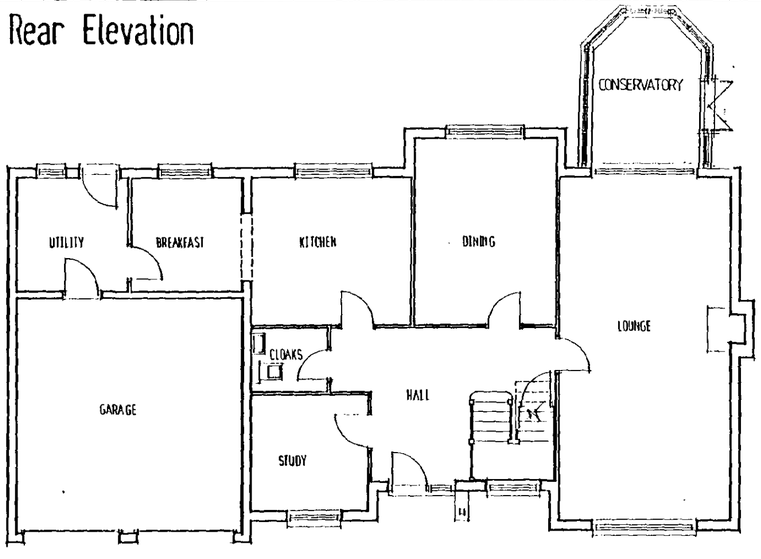

Ground Floor Plan

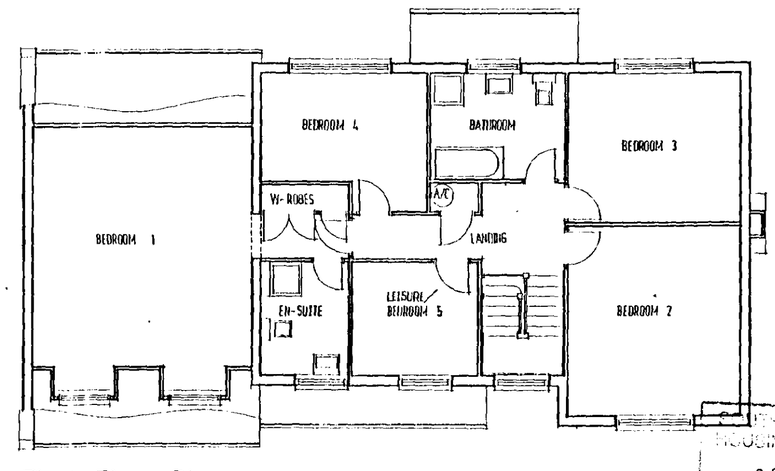

First Floor Plan

This drawing is for PLANN[illegible] PURPOSES ONLY [illegible] internal layout showr[illegible] plans is indicative and are for guidance purposes. [illegible]endments may be made at the discretion of Alli[illegible]mes. For confirmation of finalised design and specification refer to the Sales Department.

The Conservatory is also for planning purposes only, and will not be constructed and included in the sale unless requested as an extra by the purchaser. The design is therefore indicative and may be subject to alteration to suit individual requirements.

Date:	Description:

R E V I S I O N S

ALLISON HOMES

Swallow House, Banbury Close, West Elloe Avenue
Spalding, Lincs. PE11 2BS
Telephone (01775) 724701 Fax (01775) 762153
ALLISON HOMES is a trading name of SWALLOW HOMES LTD

Project: WOODLEIGH V1

Drawing Title: Design Sheet

Date: FEB 1998	Scales: 1:100
Reference No:	Drawn: A.P.B
Drawing No: 01	Revision:

Do not scale directly from this drawing. All discrepancies to be brought to the attention of the above office.

SOUTH HOLLAND DC
HOUSING & PLANNING
09 JUN 2000
Ref: 0739/00

SUMMIT D O S 941/1 A

FRONT ELEVATION

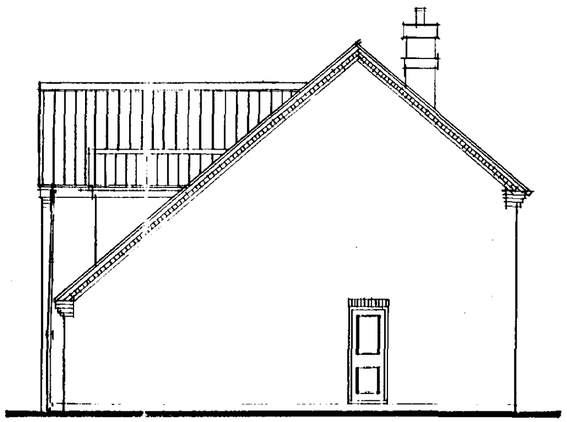

SIDE ELEVATION

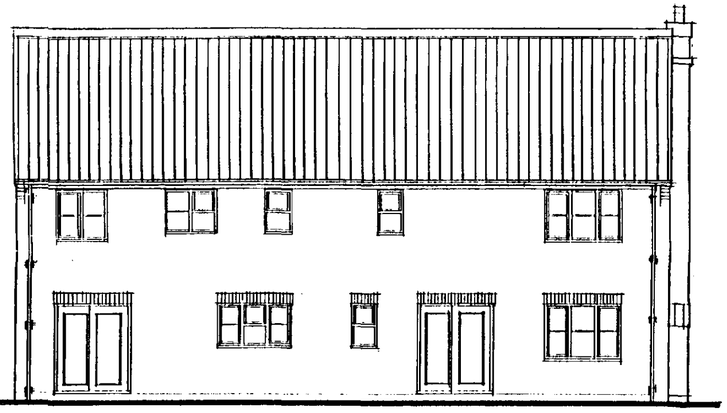

REAR ELEVATION

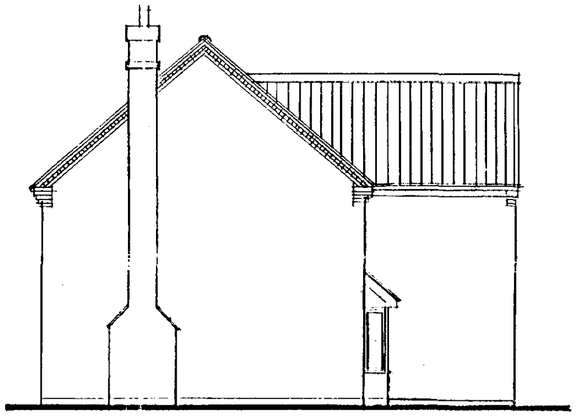

SIDE ELEVATION

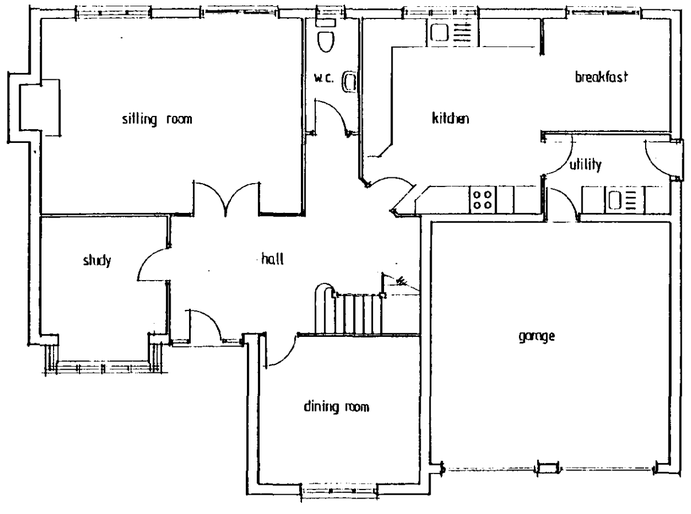

GROUND FLOOR PLAN

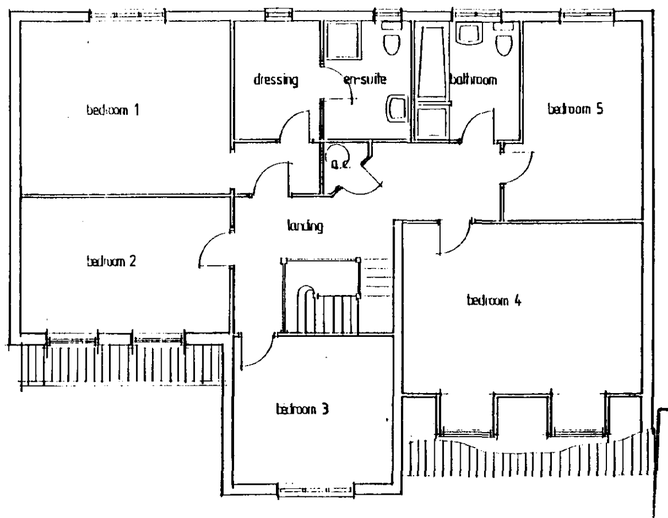

FIRST FLOOR PLAN

SOUTH HOLLAND DC
HOUSING & PLANNING
09 JUN 2000
Ref: 0739/00

Date:	Description:			
30.6.97	ALL BRICKWORK REMOVED.		B	RM
6.3.97	GENERAL AMENDMENTS STOCK	DETAILS	A	AC

REVISIONS

ALLISON HOMES

Swallow House, Banbury Close, West Elloe Avenue
Spalding, Lincs. PE11 2BS
Telephone (01775) 724701 Fax (01775) 762153
ALLISON HOMES is a trading name of SWALLOW HOMES LTD

Project:
RANGE 5 BED HOUSE TYPE

THE CARLTON V1

Drawing Title:
DESIGN SHEET

2430 sq ft

Date: 10/05/96	**Scales:** 1:100
Reference No: A5/DG/02 V1	**Drawn:**
Drawing No: 02	**Revision:** ~~A~~ B

Do not scale directly from this drawing.
All discrepancies to be brought to the attention of the above office.

SUMMIT DOS 941231/A

FRONT ELEVATION



SIDE ELEVATION

This drawing is for PLANNING PURPOSES ONLY. The internal layout shown on the plans is indicative and are for guidance purposes. Amendments may be made at the discretion of Allison Homes. For confirmation of finalised design and specification refer to the Sales Department.

The Conservatory is also for planning purposes only, and will not be constructed and included in the sale unless requested as an extra by the purchaser. The design is therefore indicative and may be subject to alteration to suit individual requirements.

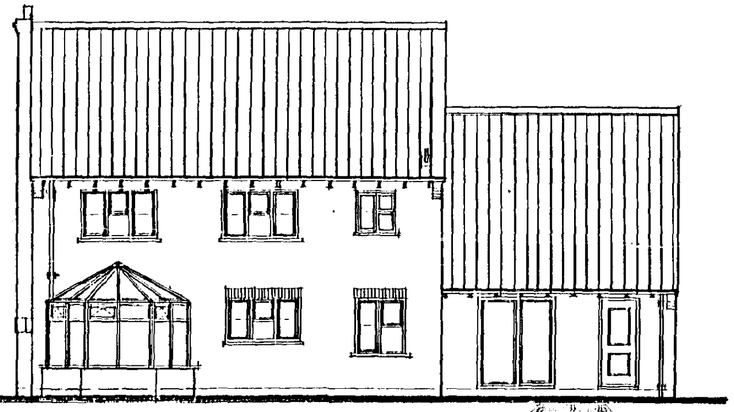

REAR ELEVATION

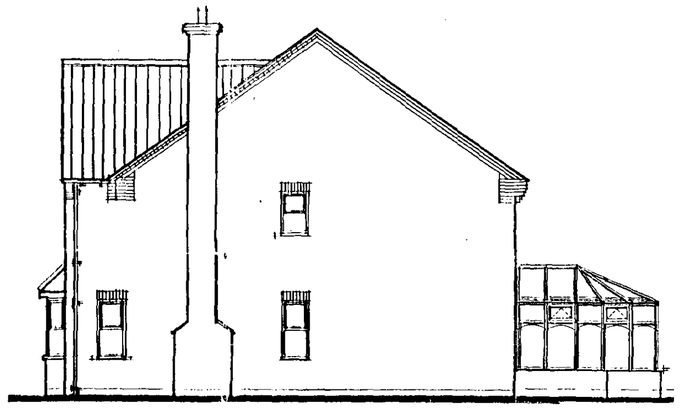

SIDE ELEVATION

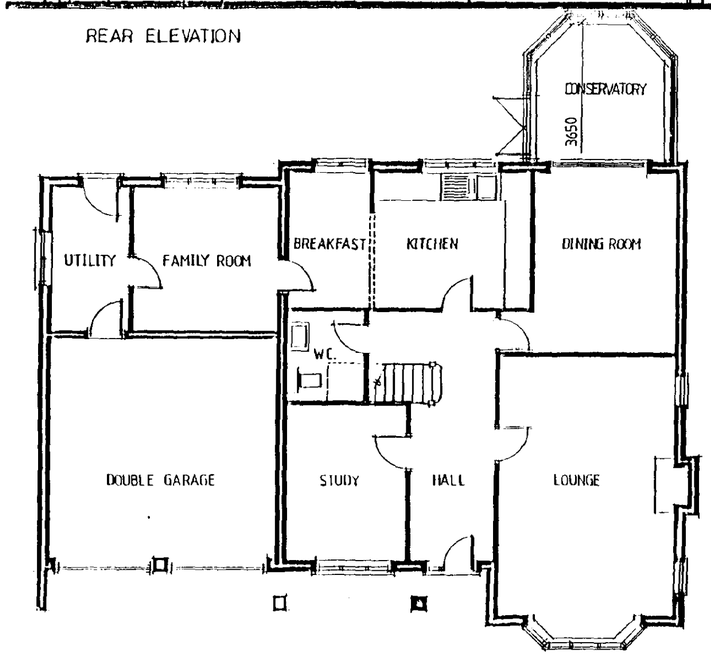

GROUND FLOOR PLAN

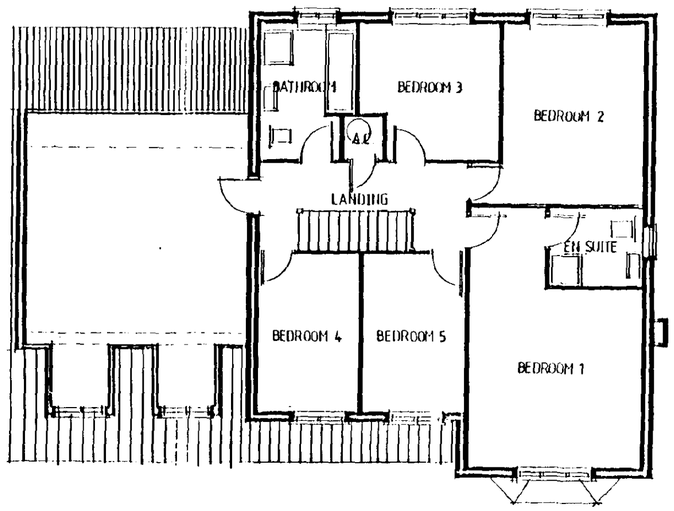

FIRST FLOOR PLAN

SOUTH HOLLAND DC
HOUSING & PLANNING
09 JUN 2000
Ref: 0739/00

Date:	Description:	
24.9.97	CONSERVATORY ADDED	A AL

REVISIONS

ALLISON HOMES
Swallow House, Banbury Close, West Elloe Avenue
Spalding, Lincs. PE11 2BS
Telephone (0775) 724701 Fax (0775) 762153
ALLISON HOMES is a trading name of SWALLOW HOMES LTD

Project:
L-RANGE HOUSE TYPE
6 BED
2308 SQ FT

Drawing Title:
DESIGN SHEET
WARWICK V1

Reference No:	Scale: 1:100
	Date: 24th Sept 1996
Drawing No: 01	Drawn:
Revision: A	

Do not scale directly from this drawing. All discrepancies to be brought to the attention of the above office.

FRONT ELEVATION

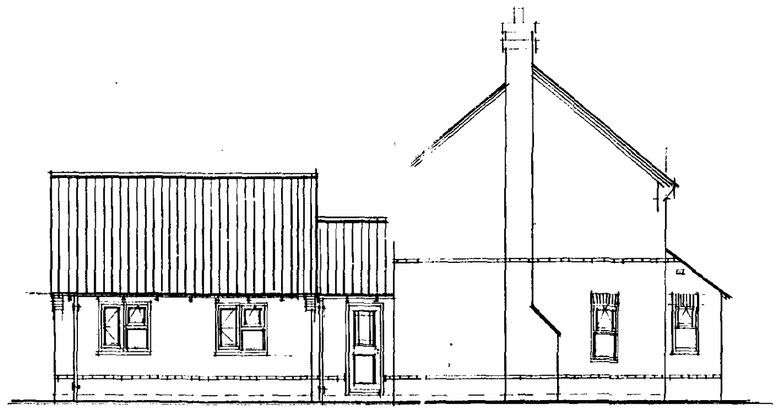

SIDE ELEVATION

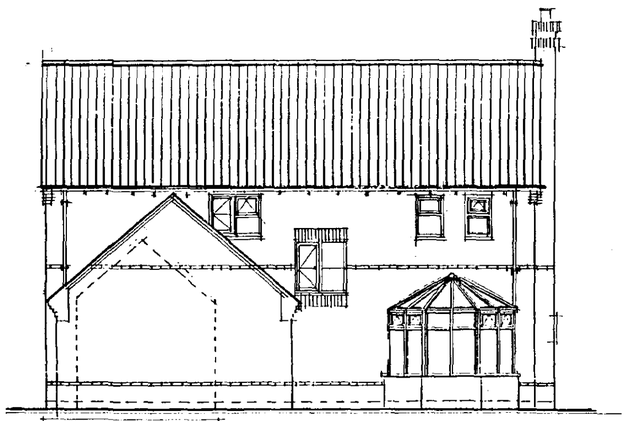

REAR ELEVATION

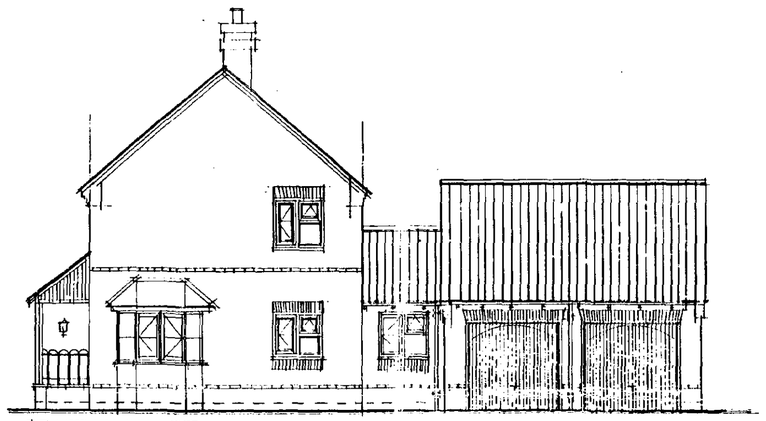

SIDE ELEVATION

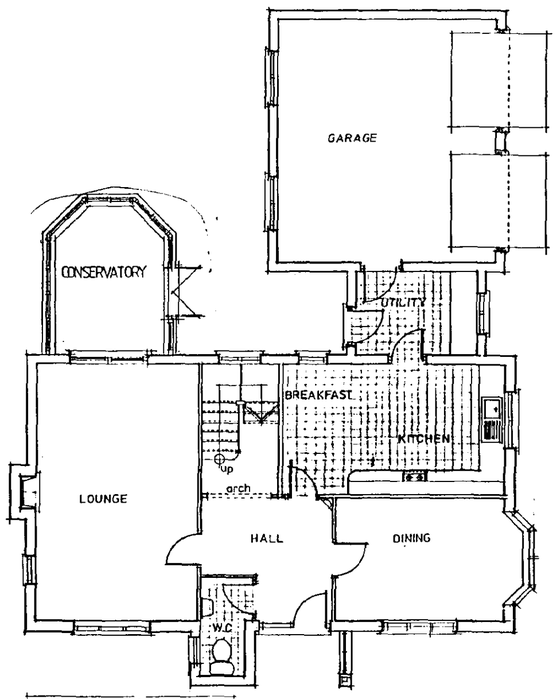

GROUND FLOOR PLAN

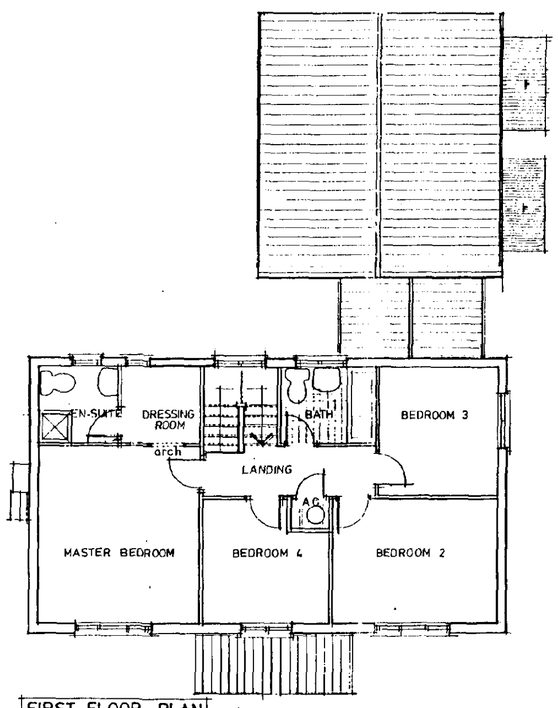

FIRST FLOOR PLAN

This drawing is for PLANNING PURPOSES ONLY. The inte[illegible]al layout shown on the plans is indicative and are [illegible]dance purposes. Amendments may be made [illegible]cretion of Allison Homes. For confirmation [illegible]ised design and specification refer to the Sales [illegible]tment.

The Conservatory is also for planning purposes only, and will not be constructed and included in the sale unless requested as an extra by the purchaser. The design is therefore indicative and may be subject to alteration to suit individual requirements.

Date:	Description:

R E V I S I O N S

ALLISON HOMES

Swallow House, Banbury Close, West Elloe Avenue
Spalding, Lincs. PE11 2BS
Telephone (0775) 724701 Fax (0775) 762153
ALLISON HOMES is a trading name of SWALLOW HOMES LTD

Project:
R Range House Type
4 Bedroom House
1455 sq ft

Drawing Title:
Design Sheet
(Laxton)

Reference No: R4/DG/05/V1	Scales: 1:100,
	Date: 16th OCT 94
Drawing No: 01	Drawn: S Andrews.
Revision:	

Do not scale directly from this drawing. All discrepancies to be brought to the attention of the above office.

SOUTH HOLLAND DC
HOUSING & PLANNING
09 JUN 2000
Ref: 0739/00.

SUMMIT D.O.S. 941231

This drawing is for PLANNING PURPOSES ONLY
The internal layout shown on the plans is indicative and are for guidance purposes. Amendments may be made at the discretion of Allison Homes. For confirmation of finalised design and specification refer to the Sales Department.

The Conservatory is also for planning purposes only, and will not be constructed and included in the sale unless requested as an extra by the purchaser. The design is therefore indicative and may be subject to alteration to suit individual requirements.

FRONT ELEVATION

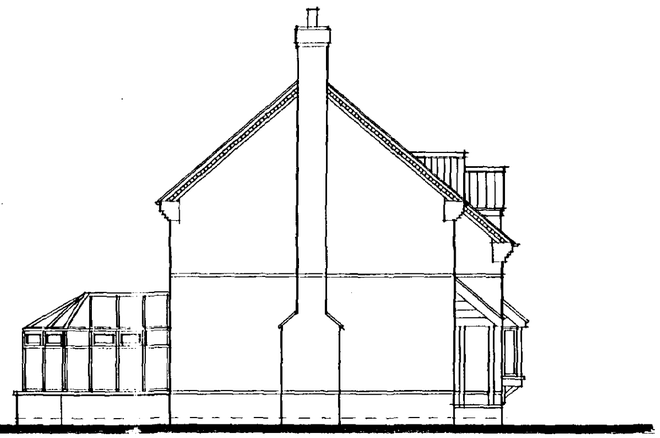

SIDE ELEVATION

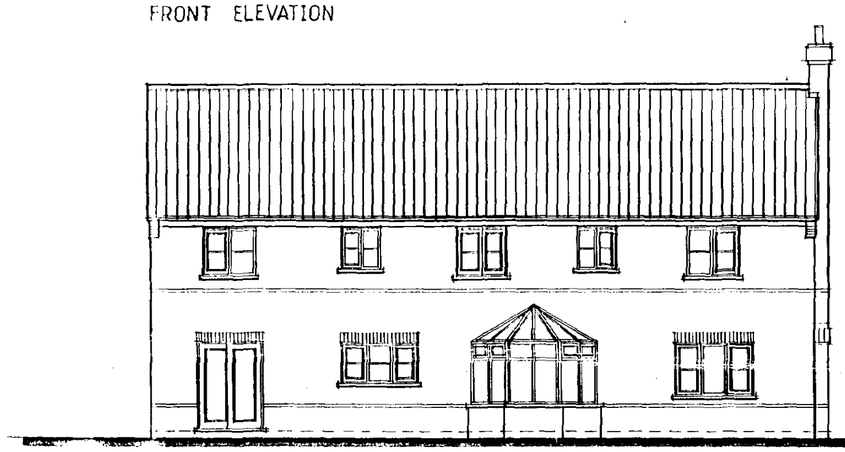

REAR ELEVATION

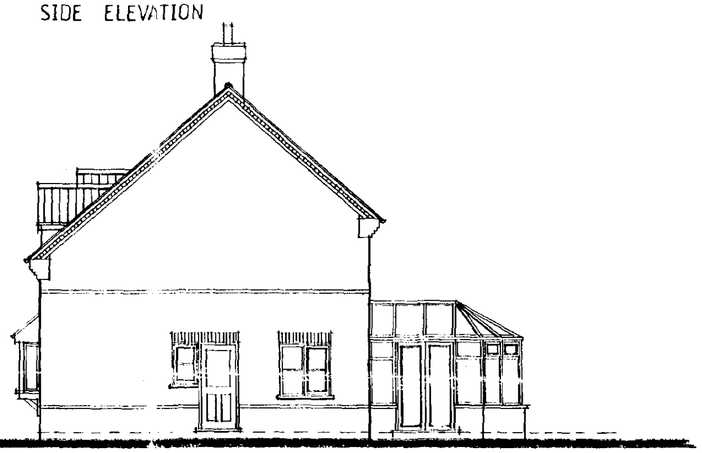

SIDE ELEVATION

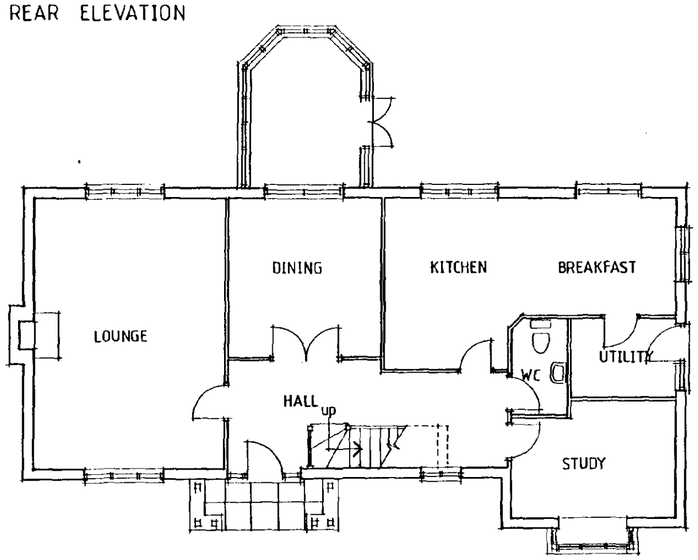

GROUND FLOOR PLAN

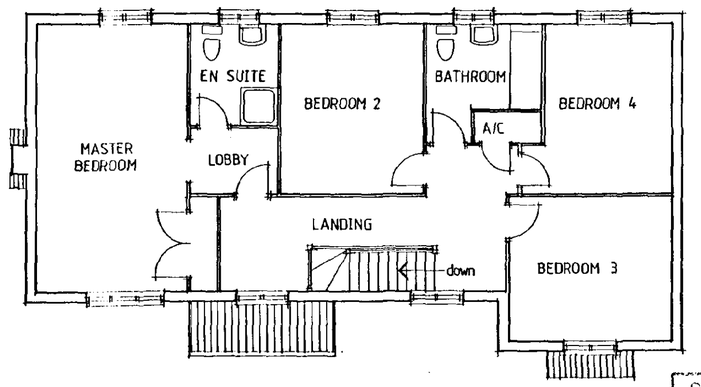

FIRST FLOOR PLAN

SOUTH HOLLAND DC
HOUSING & PLANNING
09 JUN 2000
Ref: 0739/00

Date:	Description:

R E V I S I O N S

ALLISON HOMES
Swallow House, Banbury Close, West Elloe Avenue
Spalding, Lincs. PE11 2BS
Telephone (01775) 724701 Fax (01775) 762153
ALLISON HOMES is a trading name of SWALLOW HOMES LTD

Project:
R Range House Type
4 Bedroom House

Drawing Title:
Design Sheet

BELVOIR V2

Date:	Scales:
12:97	1:100
Reference No: R4/DG/02/V2	Drawn:
Drawing No: 01	Revision:

Do not scale directly from this drawing. All discrepancies to be brought to the attention of the above office.

AMIT DOS 941231/A

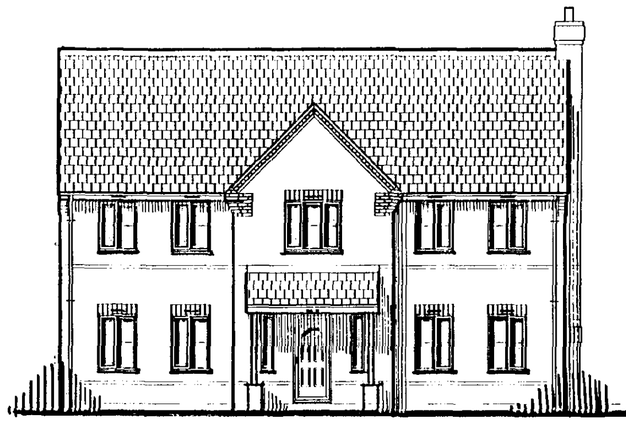

FRONT ELEVATION

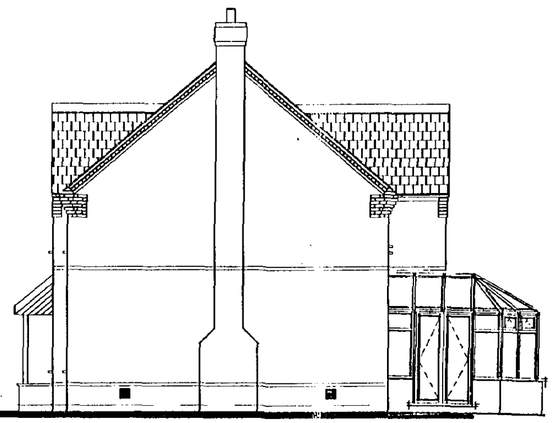

SIDE ELEVATION

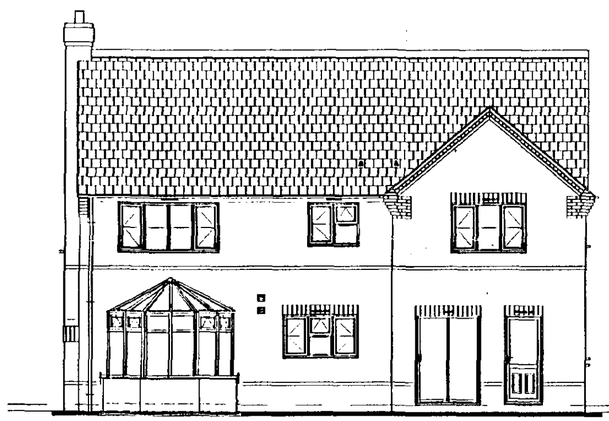

REAR ELEVATION

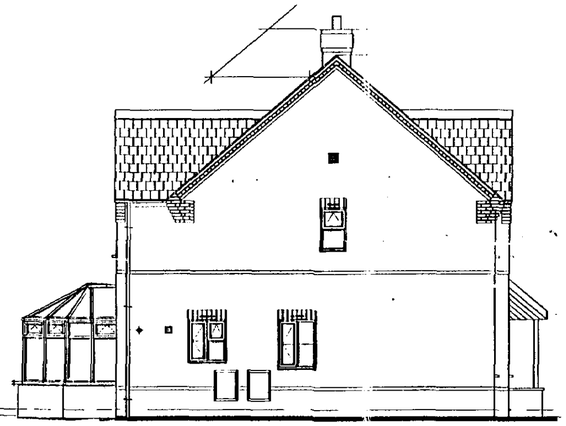

SIDE ELEVATION

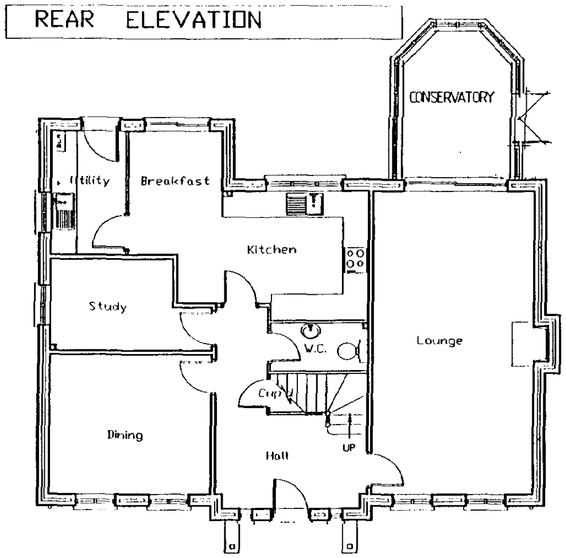

GROUND FLOOR PLAN

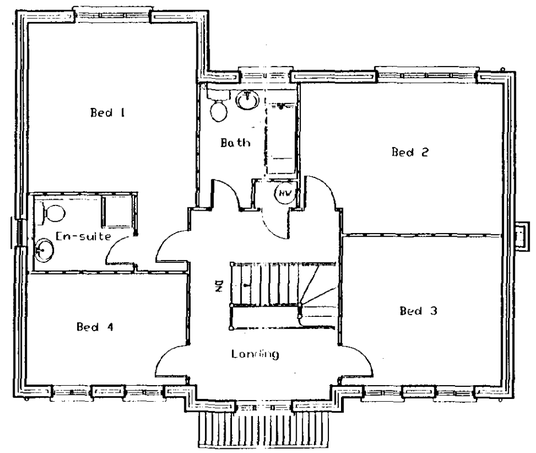

FIRST FLOOR PLAN

This drawing is for PLANNING PURPOSES ONLY. The internal layout shown on the plans is indicative and are for guidance purposes. Amendments may be made at the discretion of Allison Homes. For confirmation of finalised design and specification refer to the Sales Department.

The Conservatory is also for planning purposes only, and will not be constructed and included in the sale unless requested as an extra by the purchaser. The design is therefore indicative and may be subject to alteration to suit individual requirements.

Date :	Description :

REVISIONS

ALLISON HOMES
Swallow House, Banbury Close, West Pilot Avenue, Spalding, Lincs. PE11 2EB
Telephone : (01775) 724701 Fax : (01775) 762153
ALLISON HOMES is a trading name of SWALLOW HOMES LTD

Project :
A RANGE 4 BED HOUSE
THE KINGSTONE II

Drawing Title :
DESIGN SHEET

Reference No :	Scales : 1: 100
A4/DG/303	Date : 02/11/99
Drawing No : 01	Drawn : JRB

SOUTH HOLLAND DC
HOUSING & PLANNING
09 JUN 2000
Ref: 0739/00

Do not scale directly from this drawing. All discrepancies to be brought to the attention

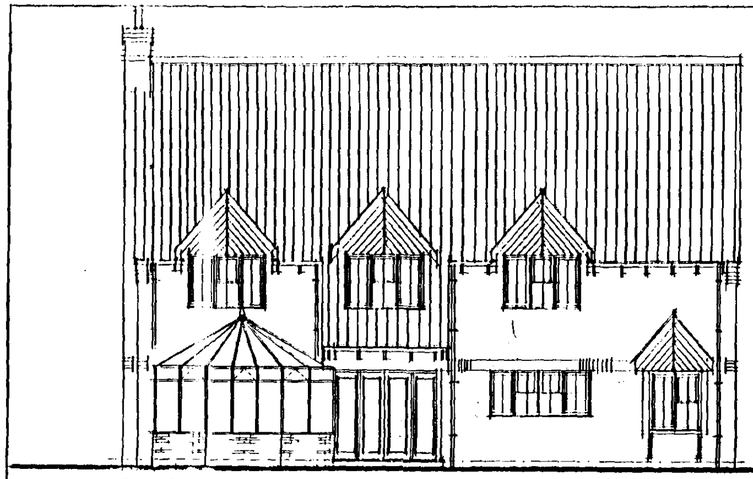

Rear Elevation.

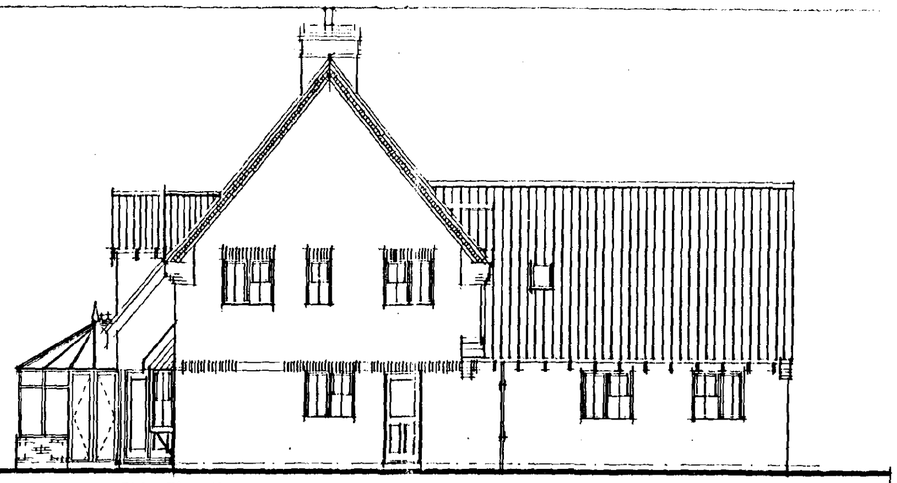

Side Elevation.

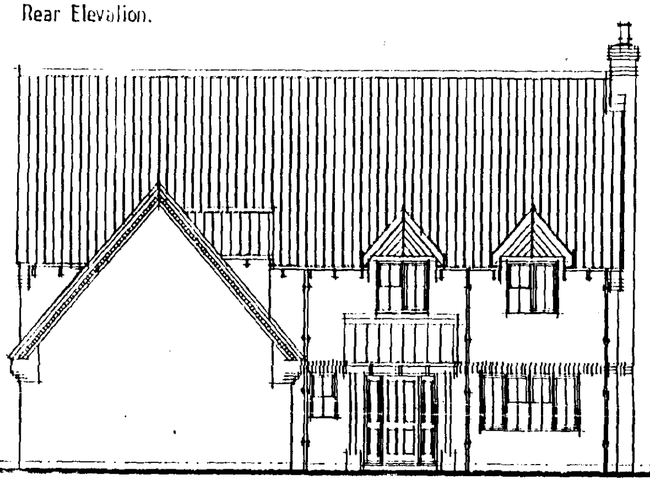

Front Elevation.

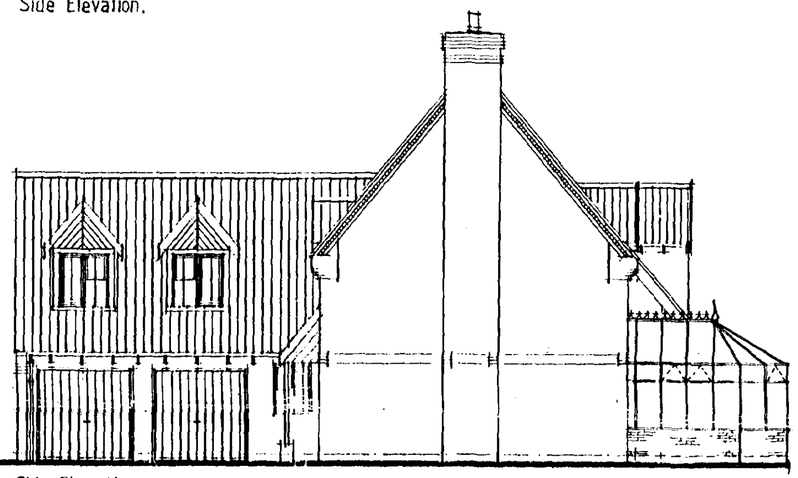

Side Elevation.

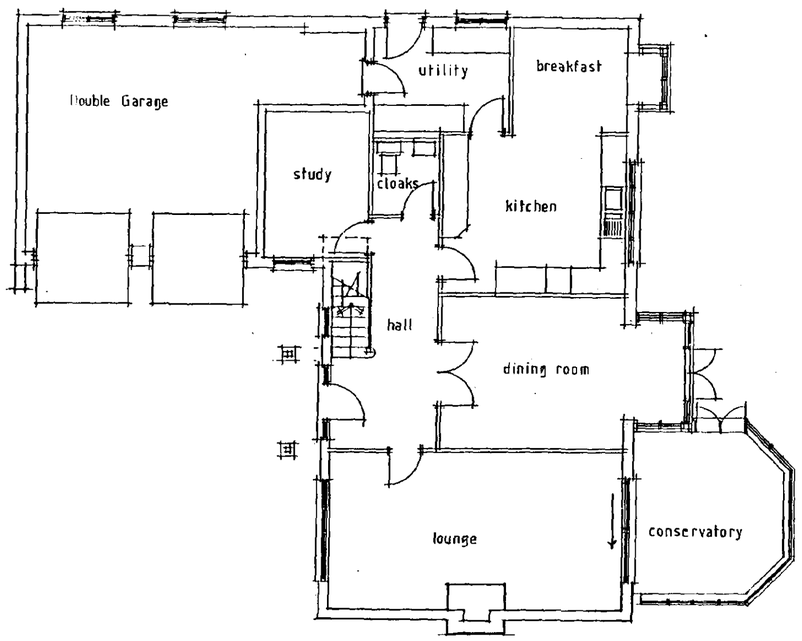

GROUND FLOOR

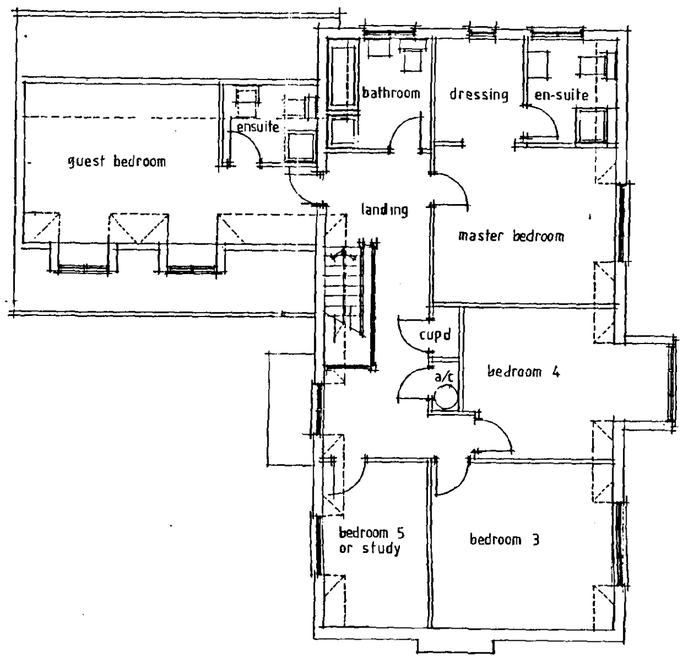

FIRST FLOOR

The Conservatory shown is for planning purposes only, and will not be constructed and included in the sale unless requested as an extra by the purchaser.

The design is therefore indicative and may be subject to alteration to suit individual purchasers requirements.

Date:	Description:

REVISIONS

ALLISON HOMES

Swallow House, Banbury Close, West Elloe Avenue
Spalding, Lincs. PE11 2BS
Telephone (0775) 724781 Fax (0775) 762153
ALLISON HOMES is a trading name of SWALLOW HOMES LTD

Project:
A Range 4 Bedroom House Type
The Newbury V.2.

Drawing Title:
Design Steet

2320 SQ. FT.

Reference No:	**Scales:** 1:100
	Date: 12/10/94
Drawing No: 01	**Drawn:** P.C. Roe.
Revision:	

Do not scale directly from this drawing. All discrepancies to be brought to the attention of the above office.

SOUTH ... HOUSING & PLANNING
09 JUN 2000
Ref: 0739/00



FRONT ELEVATION

SIDE ELEVATION

REAR ELEVATION

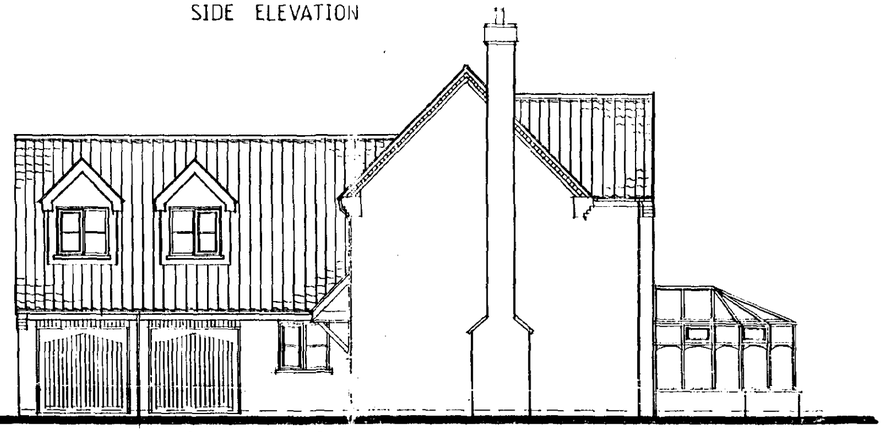

SIDE ELEVATION

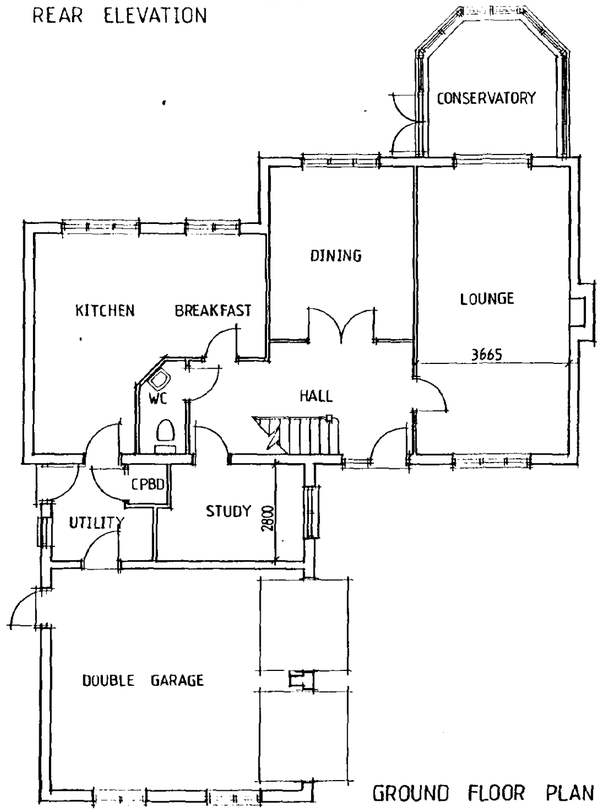

GROUND FLOOR PLAN

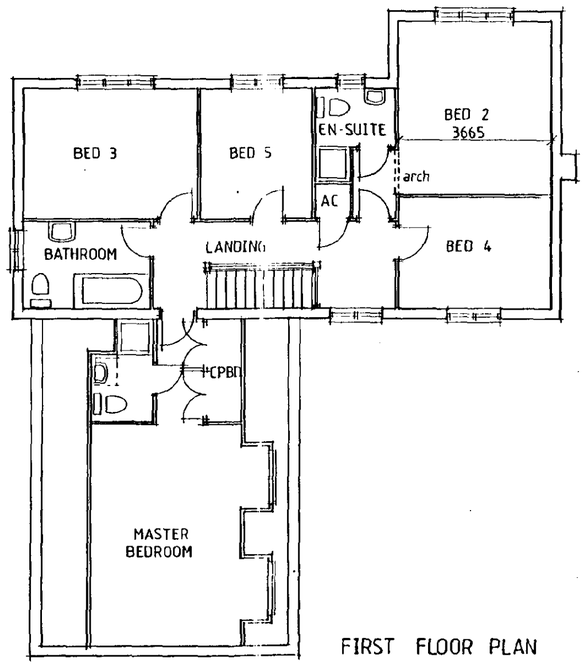

FIRST FLOOR PLAN

The drawing is for PLANNING PURPOSES ONLY. The internal layout shown on the plans is indicative and for guidance purposes. Amendments may be made at the discretion of Allison Homes. For confirmation of finalised design and specification refer to the Sales Department.

The Conservatory is also for planning purposes only, and will not be constructed and included in the sale unless requested as an extra by the purchaser. The design is therefore indicative and may be subject to alteration to suit individual requirements.

Date:	Description:		
13/5/98	W.C. AMENDED	YF	A

REVISIONS

ALLISON HOMES

Swallow House, Banbury Close, West Elloe Avenue
Spalding, Lincs. PE11 2BS
Telephone (01775) 724701 Fax (01775) 762153
ALLISON HOMES is a trading name of SWALLOW HOMES LTD

Project:
R Range House Type
5 Bedroom House
sqft

Drawing Title:
Design Sheet

WOBURN

Date:	Scales:
10:12:97	1:100
Reference No: R5/DG/03/V1	Drawn:
Drawing No: 01	Revision: A

SOUTH HOLLAND DC
HOUSING & PLANNING
09 JUN 2000
Ref: 0739/00

Do not scale directly from this drawing. All discrepancies to be brought to the attention of the above office.

FRONT ELEVATION

SIDE ELEVATION

REAR ELEVATION

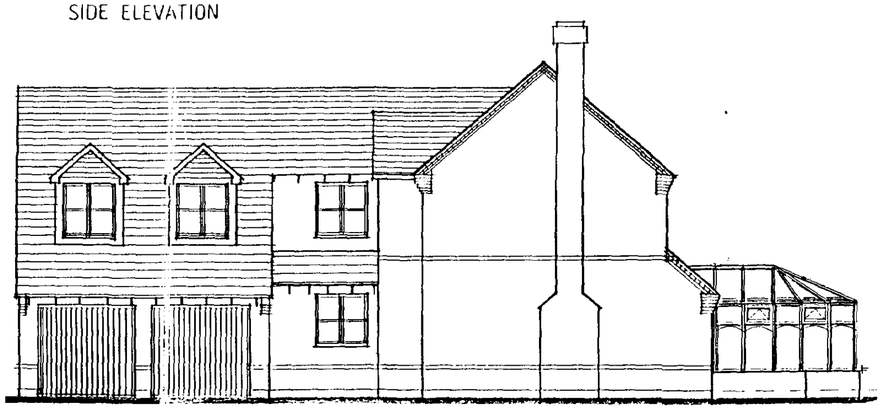

SIDE ELEVATION

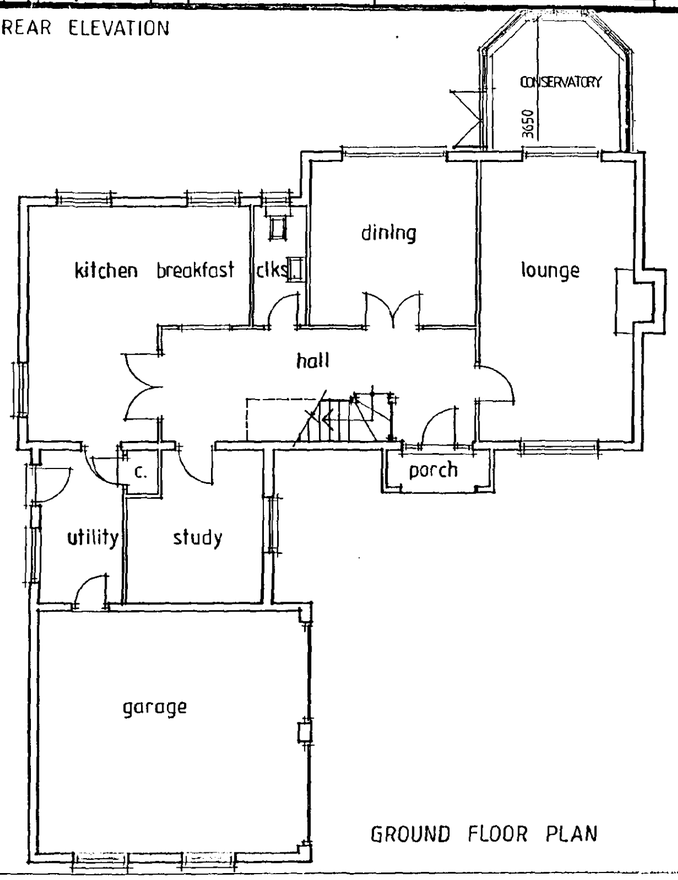

GROUND FLOOR PLAN

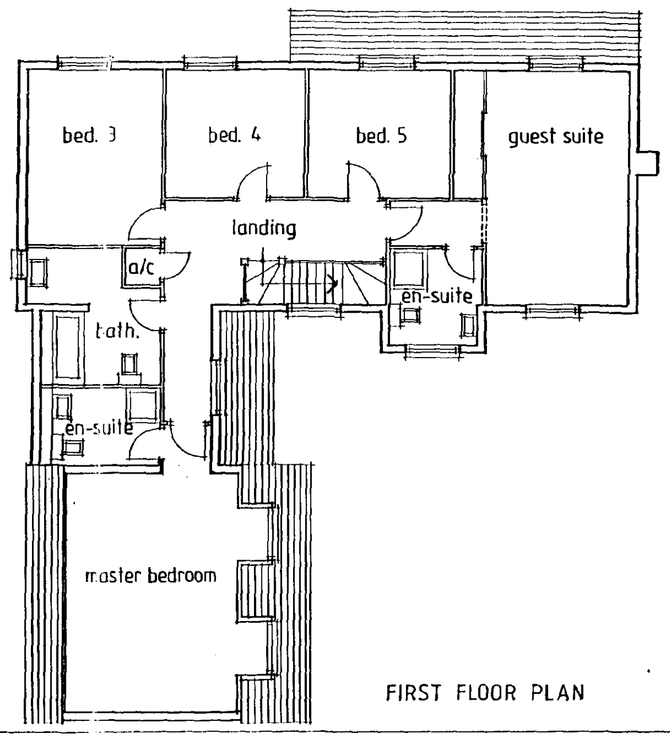

FIRST FLOOR PLAN

This drawing is for PLANNING PURPOSES ONLY. The internal layout shown on the plans is indicative and are for guidance purposes. Amendments may be made at the discretion of Allison Homes. For confirmation of finalised design and specification refer to the Sales Department.

The Conservatory is also for planning purposes only, and will not be constructed and included in the sale unless requested as an extra by the purchaser. The design is therefore indicative and may be subject to alteration to suit individual requirements.

Date:	Description:	
24.9.97	CONSERVATORY ADDED	A NC

REVISIONS

ALLISON HOMES

Swallow House, Banbury Close, West Elloe Avenue
Spalding, Lincs. PE11 2BF.
Telephone (01775) 724701 Fax (01775) 762153
ALLISON HOMES is a trading name of SWALLOW HOMES LTD

Project: THE ARDINGLEY V1
5 Bedroomed Detached House
sq.ft.

Drawing Title: Design Sheet

Date:	Scales:
April '97	1:100
Reference No:	Drawn:
Drawing No: R5/06/01/V1	Revision: A

Do not scale directly from this drawing. All discrepancies to be brought to the attention of the above office.

SOUTH HOLLAND DC
HOUSING & PLANNING
09 JUN 2000
Ref: 0739/00

FRONT ELEVATION

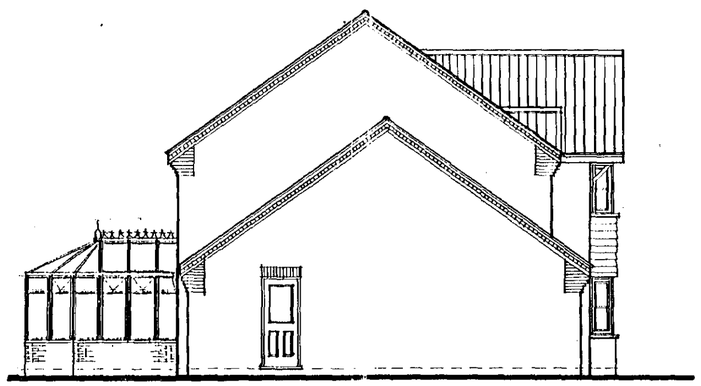

SIDE ELEVATION

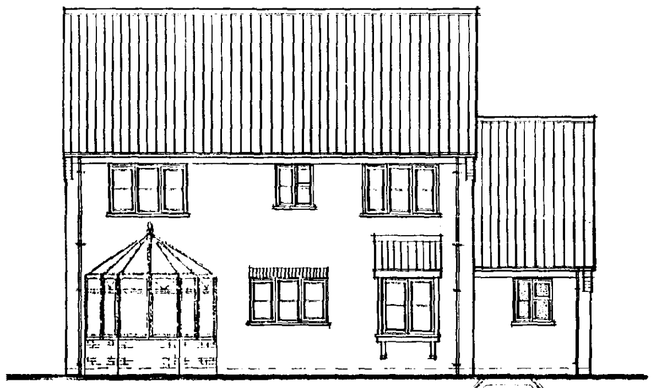

REAR ELEVATION

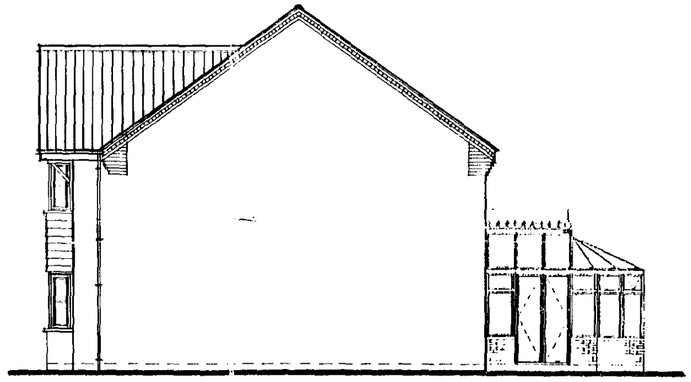

SIDE ELEVATION

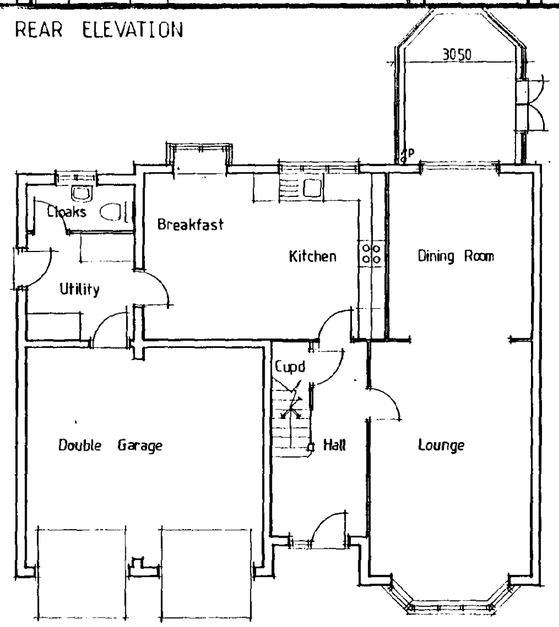

GROUND FLOOR PLAN

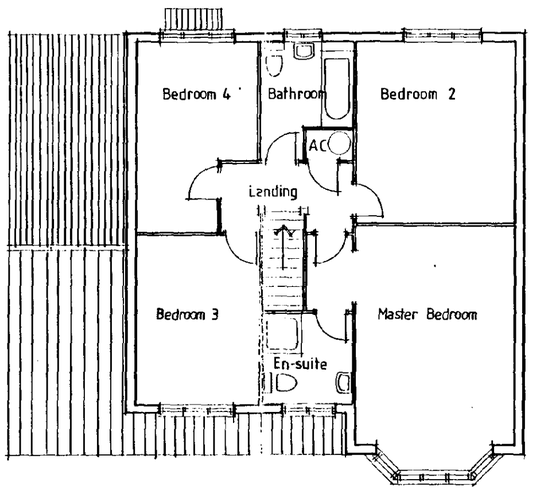

FIRST FLOOR PLAN

This drawing is for PLANNING PURPOSES ONLY. The internal layout shown on the plans is indicative and are for guidance purposes. Amendments may be made at the discretion of Allison Homes. For confirmation of finalised design and specification refer to the Sales Department.

The Conservatory is also for planning purposes only, and will not be constructed and included in the sale unless requested as an extra by the purchaser. The design is therefore indicative and may be subject to alteration to suit individual requirements.

Date:	Description:

REVISIONS

ALLISON HOMES

Swallow House, Banbury Close, West Elloe Avenue
Spalding, Lincs. PE11 2BS
Telephone (01775) 724701 Fax (01775) 762153
ALLISON HOMES is a trading name of SWALLOW HOMES LTD

Project:
A Range 4 Bedroom House Type
The Harringworth

Drawing Title:
Design Sheet

Date:	Scales:
06:97	1:100
Reference No:	Drawn:
Drawing No:	Revision.
01	

Do not scale directly from this drawing. All discrepancies to be brought to the attention of the above office.

SOUTH HOLLAND DC
HOUSING & PLANNING
0 9 JUN 2000
Ref: 0739/00



FRONT ELEVATION

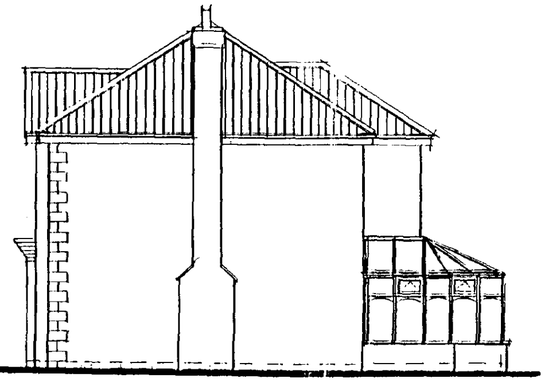

SIDE ELEVATION

REAR ELEVATION

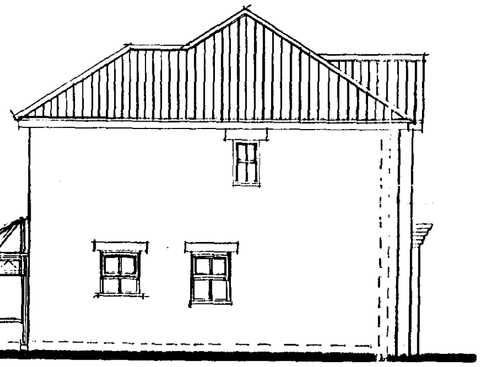

SIDE ELEVATION

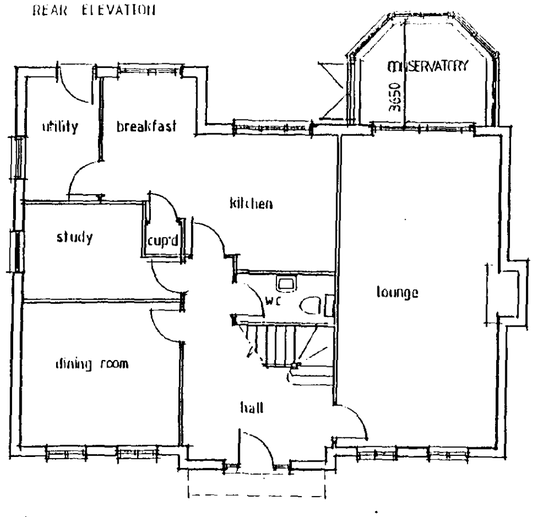

GROUND FLOOR PLAN

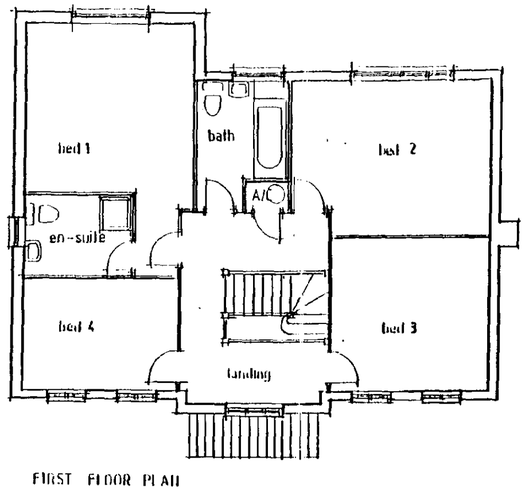

FIRST FLOOR PLAN

This drawing is for PLANNING PURPOSES ONLY. The internal layout shown on the plans is indicative and are for guidance purposes. Amendments may be made at the discretion of Allison Homes. For confirmation of finalised design and specification refer to the Sales Department.

The Conservatory is also for planning purposes only, and will not be constructed and included in the sale unless requested as an extra by the purchaser. The design is therefore indicative and may be subject to alteration to suit individual requirements

Date:	Description:	
7-1-98	PATIO DOOR [illegible]	A

R E V I S I O N S

ALLISON HOMES

Swallow House, Banbury Close, West Elloe Avenue
Spalding, Lincs PE11 2BS
Telephone (01775) 721781 Fax (01775) 762153
ALLISON HOMES is a trading name of SWALLOW HOMES LTD

Project:
A RANGE 4 BED HOUSE TYPE
THE MAYFIELD II

Drawing Title:
DESIGN SHEET

Date:	Scales:
12.12.97	1:100
Reference No: A4 / DG / 302	Drawn: [signature]
Drawing No: 01	Revision: A

Do not scale directly from this drawing
All discrepancies to be brought to the attention of the above office.

[illegible] DC
HOUSE [illegible] PLANNING
09 JUN 2000
Ref: 0739/00.

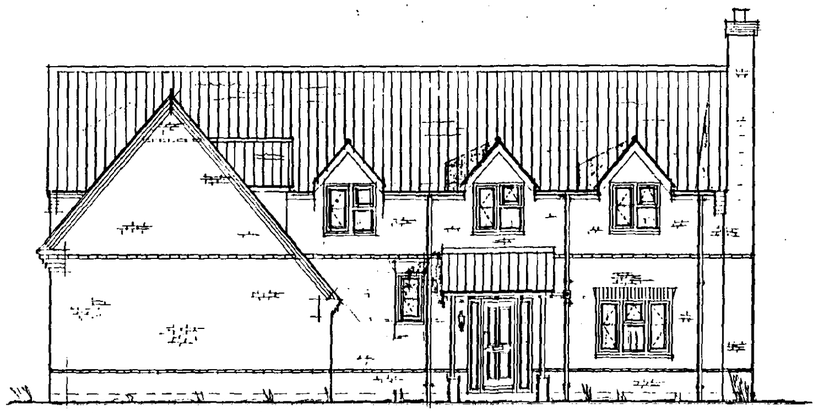

FRONT ELEVATION

SIDE ELEVATION

REAR ELEVATION

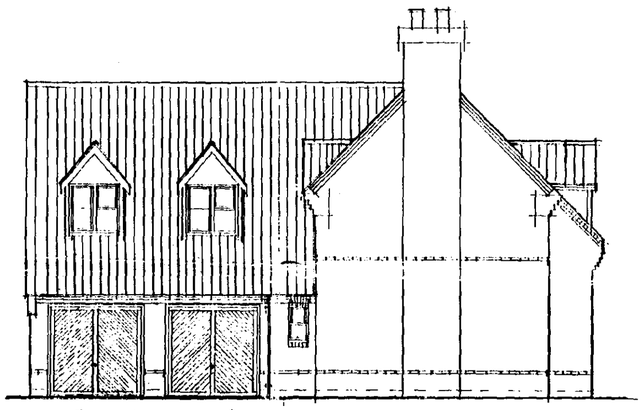

SIDE ELEVATION

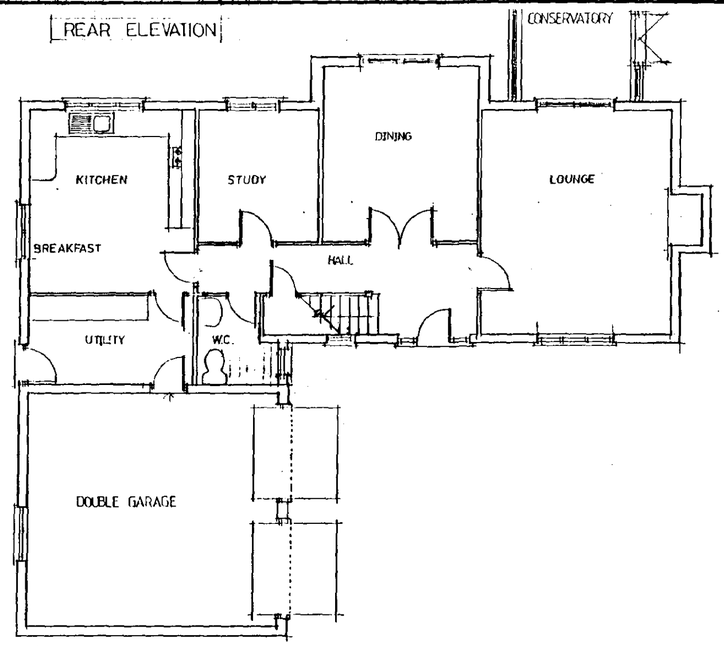

GROUND FLOOR PLAN

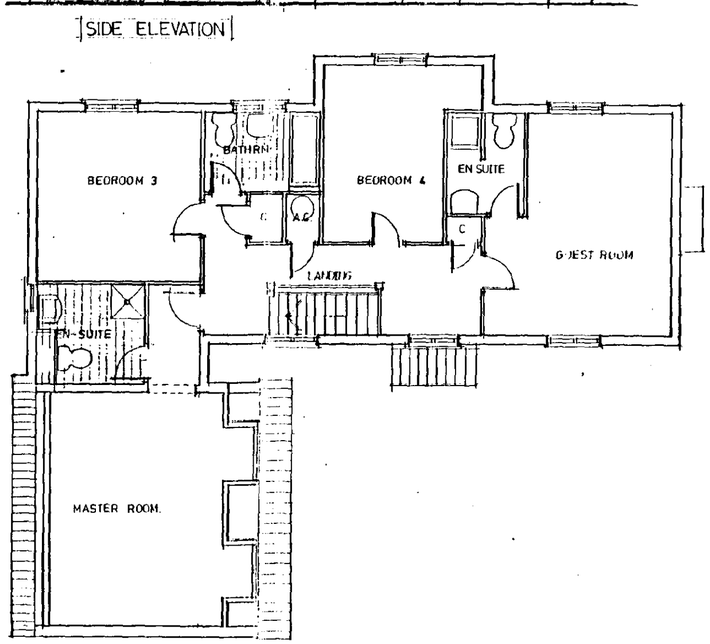

FIRST FLOOR PLAN

This drawing is for PLANNING PURPOSES ONLY. The internal layout shown on the plans is indicative and are for guidance purposes. Amendments may be made at the discretion of Allison Homes. For confirmation of finalised design and specification refer to the Sales Department.

The Conservatory is also for planning purposes only, and will not be constructed and included in the sale unless requested as an extra by the purchaser. The design is therefore indicative and may be subject to alteration to suit individual requirements.

Date:	Description:

R E V I S I O N S

ALLISON HOMES

Swallow House, Banbury Close, West Elloe Avenue
Spalding, Lincs. PE11 2BS
Telephone (0775) 724701 Fax (0775) 762153
ALLISON HOMES is a trading name of SWALLOW HOMES LTD

Project:
R Range House Type
4 Bedroom House
2015 sq ft

Drawing Title:
Design Sheet
(Pembroke V1)

Reference No:	Scales: 1:100
R4/DG/04/V1	Date: 11/10/94
Drawing No: 01	Drawn:
Revision:	

Do not scale directly from this drawing. All discrepancies to be brought to the attention of the above office.

SOUTH HOLLAND DC
HOUSING & PLANNING
09 JUN 2000
Ref: 0739/00

FRONT ELEVATION

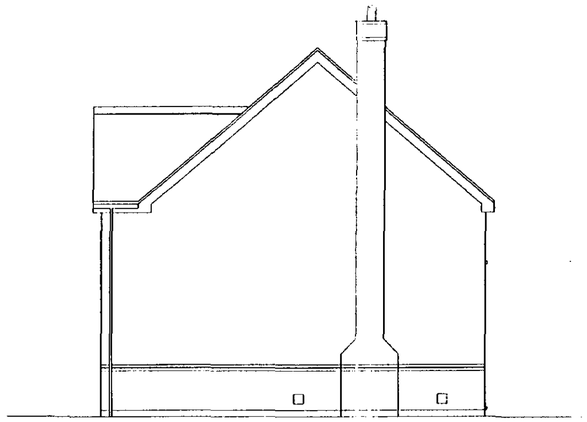

SIDE ELEVATION

This drawing is for PLANNING PURPOSES ONLY. The internal layout shown on the plans is indicative and are for guidance purposes. Amendments may be made at the discretion of Allison Homes. For confirmation of finalised design and specification refer to the Sales Department.

The Conservatory is also for planning purposes only, and will not be constructed and included in the sale unless requested as an extra by the purchaser. The design is therefore indicative and may be subject to alteration to suit individual requirements.

REAR ELEVATION



SIDE ELEVATION

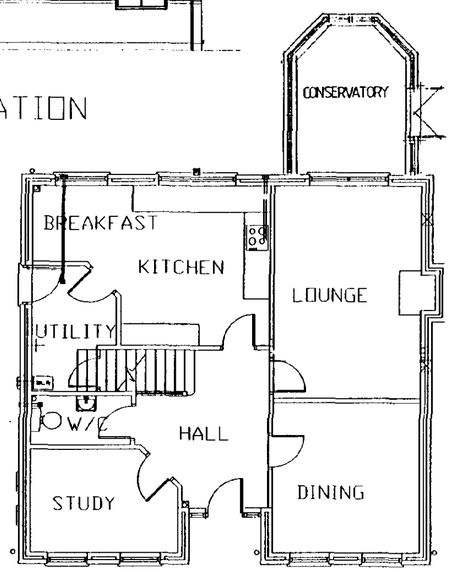

FLOOR PLAN

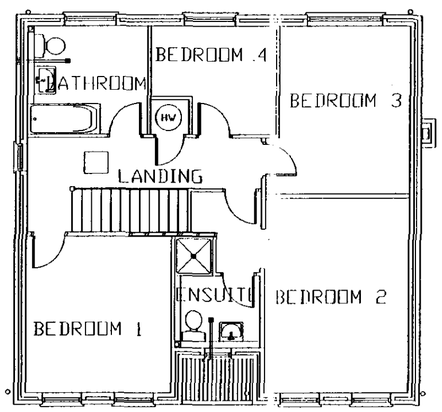

FIRST FLOOR PLAN

Date :	Description :

REVISIONS

Swallow House, Banbury Close, West Elloe Avenue, Spalding, Lincs. PE11 2BS
Telephone : (01775) 724701 Fax : (01775) 762153
ALLISON HOMES is a trading name of SWALLOW HOMES LTD

Project :
PROPOSED FOUR BED
DETACHED HOUSE

Drawing Title :
DESIGN SHEET
THE AMESBURY

Reference No :	Scales : 1:100
01	Date : 16/10/98
Drawing No : 02/1	Drawn:

SOUTH HOLLAND DC
HOUSING & PLANNING
09 JUN 2000
Ref: 0739/00

Do not scale directly from this drawing. All discrepancies to be brought to the attention of the above office.

FRONT ELEVATION

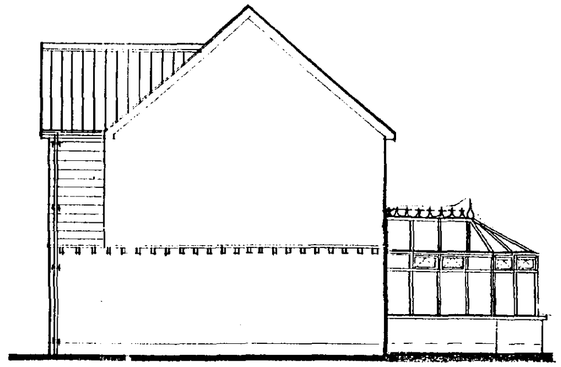

SIDE ELEVATION

This drawing is for PLANNING PURPOSES ONLY. The internal layout shown on the plans is indicative and are for guidance purposes. Amendments may be made at the discretion of Allison Homes. For confirmation of finalised design and specification refer to the Sales Department

The Conservatory is also for planning purposes only, and will not be constructed and included in the sale unless requested as an extra by the purchaser. The design is therefore indicative and may be subject to alteration to suit individual requirements

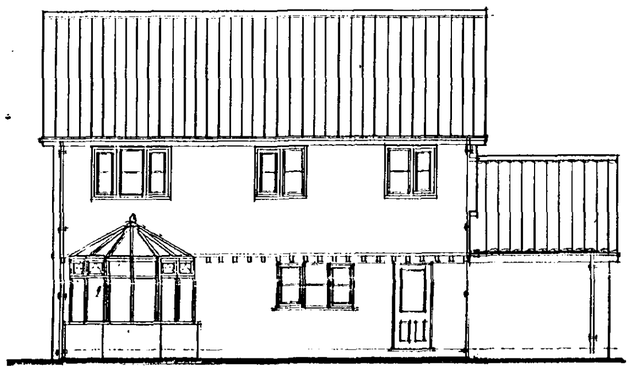

REAR ELEVATION

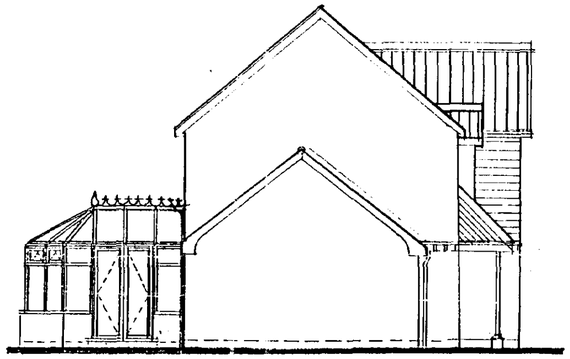

SIDE ELEVATION

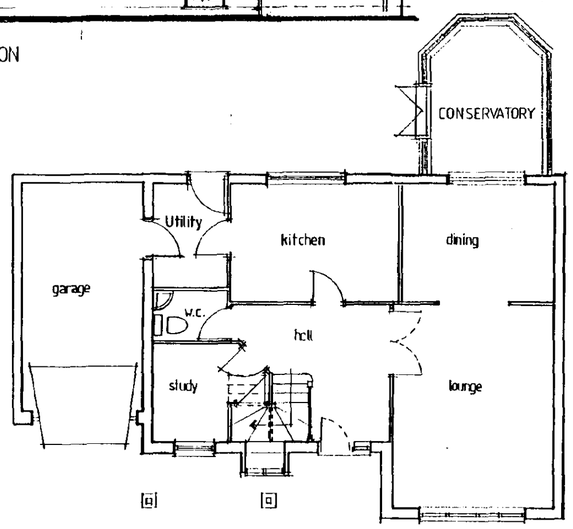

GROUND FLOOR PLAN

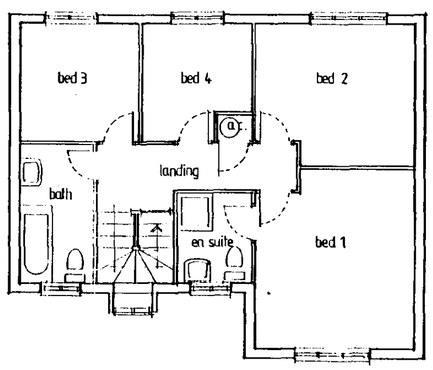

FIRST FLOOR PLAN

SOUTH KESTEVEN DC
HOUSING SERVICES
09 JUN 2000
Ref: 073900

Garages may vary according to plot orientation, see site plan for details.

Date:	Description:

REVISIONS

ALLISON HOMES

Swallow House, Banbury Close, West Elloe Avenue
Spalding, Lincs. PE11 2BS
Telephone (0775) 724701 Fax (0775) 762153
ALLISON HOMES is a trading name of SWALLOW HOMES LTD

Project:
D RANGE HOUSE TYPE
4 BED
1292 Sq. Ft.

Drawing Title:
DESIGN SHEET
THE CAVERSHAM

Reference No:	Scales: 1:100
	Date: 31/1/96
Drawing No: D4/SG/01/V4	Drawn:
Revision:	

Do not scale directly from this drawing. All discrepancies to be brought to the attention of the above office.

SUMMIT DOS 941231

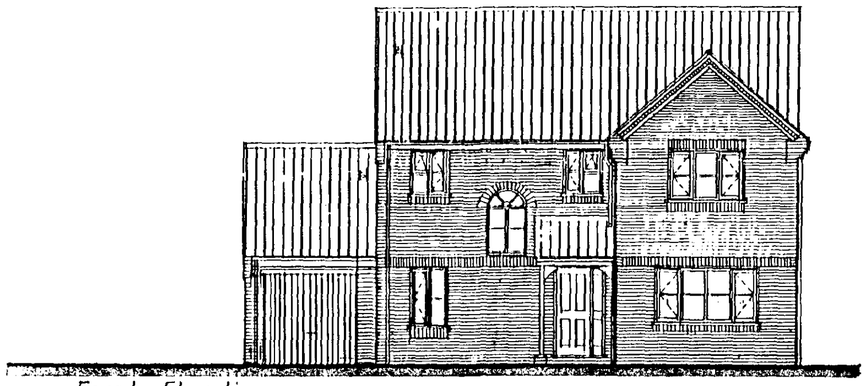

Front Elevation

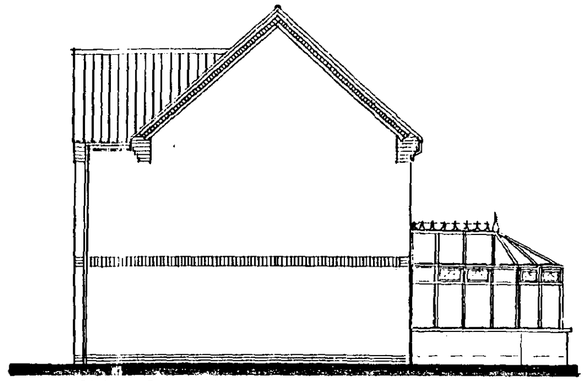

Side Elevation

This drawing is for PLANNING PURPOSES ONLY. The internal layout shown on the plans is indicative and are for guidance purposes. Amendments may be made at the discretion of Allison Homes. For confirmation of finalised design and specification refer to the Sales Department

The Conservatory is also for planning purposes only, and will not be constructed and included in the sale unless requested as an extra by the purchaser. The design is therefore indicative and may be subject to alteration to suit individual requirements

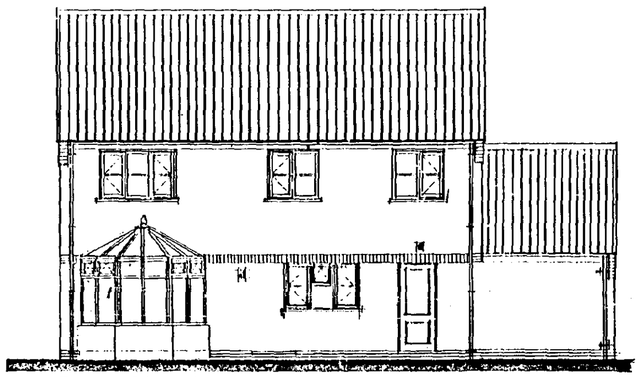

Rear Elevation

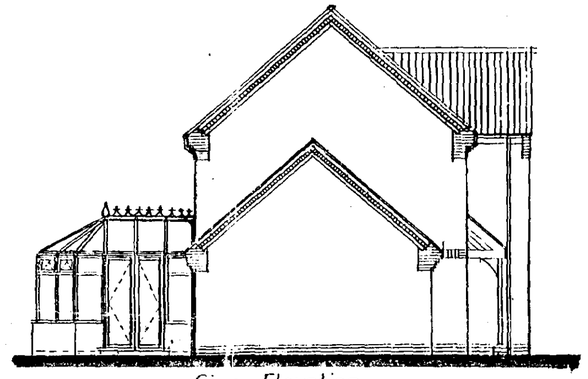

Side Elevation

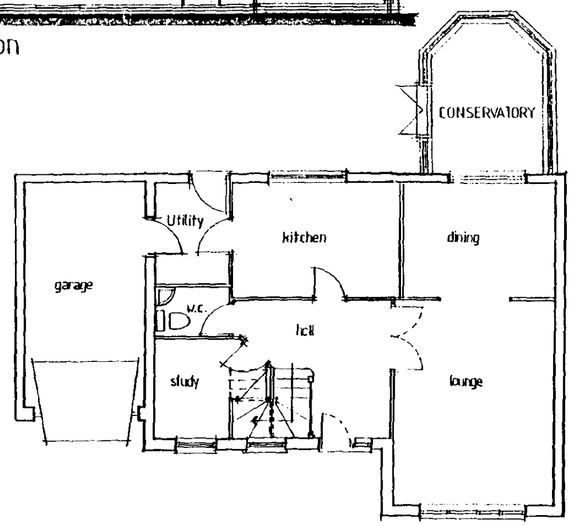

GROUND FLOOR PLAN

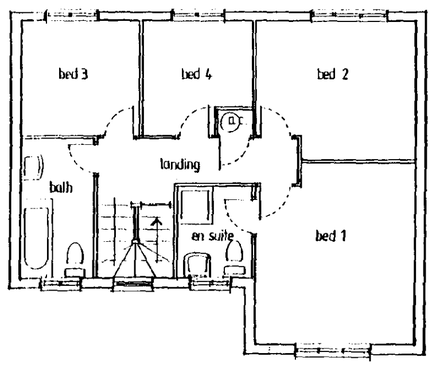

FIRST FLOOR PLAN

SOUTH [illegible] HOUSING
09 JUN 2000
Ref: 0739/00

Garages may vary according to plot orientation, see site plan for details.

Date:	Description:

REVISIONS

ALLISON HOMES

Swallow House, Banbury Close, West Elloe Avenue
Spalding, Lincs. PE11 2BS
Telephone (0775) 724701 Fax (0775) 762153
ALLISON HOMES is a trading name of SWALLOW HOMES LTD

Project:
D RANGE HOUSE TYPE
4 BED
1292 Sq. Ft.

Drawing Title:
DESIGN SHEET
THE GOLDCREST

Reference No:	Scales: 1:100
	Date: 11/2/00
Drawing No: D4/SG/01/V5	Drawn: KB
Revision:	

Do not scale directly from this drawing. All discrepancies to be brought to the attention of the above office.

SUMMIT DOS

FRONT ELEVATION

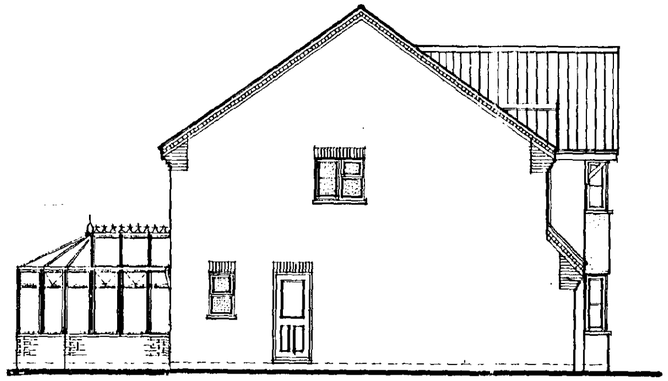

SIDE ELEVATION

This drawing is for PLANNING PURPOSES ONLY. The internal layout shown on the plans is indicative and are for guidance purposes. Amendments may be made at the discretion of Allison Homes. For confirmation of finalised design and specification refer to the Sales Department.

The Conservatory is also for planning purposes only, and will not be constructed and included in the sale unless requested as an extra by the purchaser. The design is therefore indicative and may be subject to alteration to suit individual requirements

REAR ELEVATION

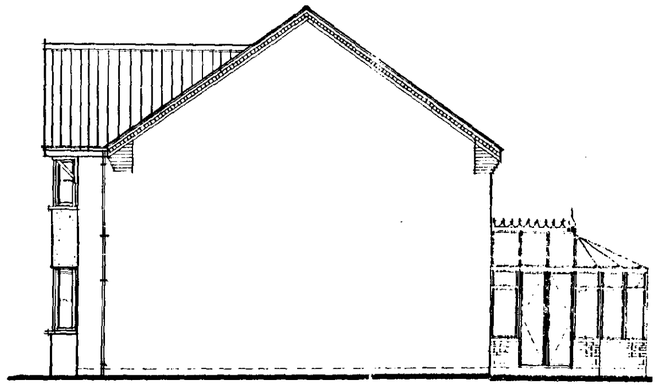

SIDE ELEVATION

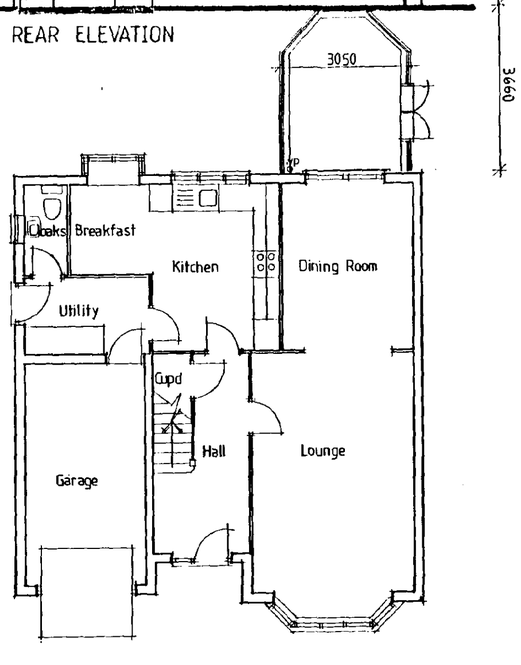

GROUND FLOOR PLAN

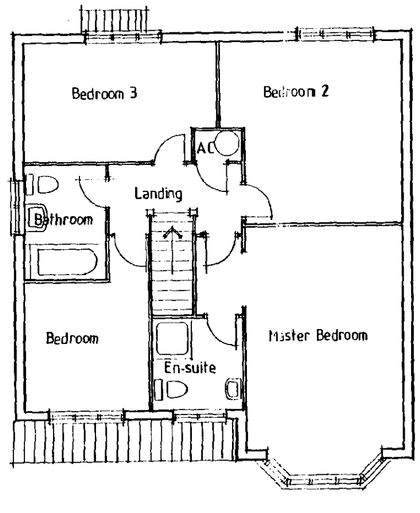

FIRST FLOOR PLAN

Date:	Description:		
23/2/00	Elevations Revised	A	KW

REVISIONS

ALLISON HOMES

Swallow House, Banbury Close, West Elloe Avenue
Spalding, Lincs. PE11 2BS
Telephone (01775) 724701 Fax (01775) 762153
ALLISON HOMES is a trading name of SWIFT ALLISON HOMES LTD

Project:
A Range 4 Bedroom House Type
The Westland

Drawing Title:
Design Sheet

Date:	Scales:
06:97	1:100
Reference No:	Drawn:
M4/[illegible]	
Drawing No:	Revision:
01	A

Do not scale directly from this drawing. All discrepancies to be brought to the attention of the above office.

SOUTH [illegible] HOUSE
09 [illegible] 2000
Ref: 073900

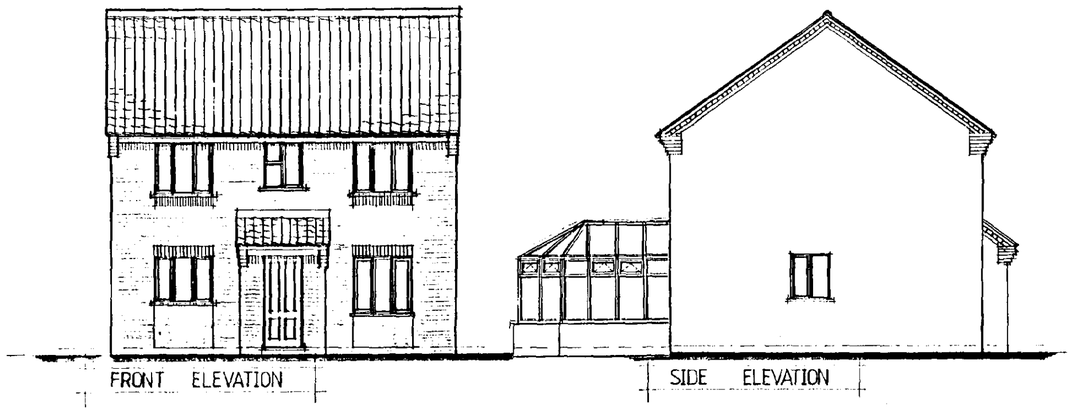

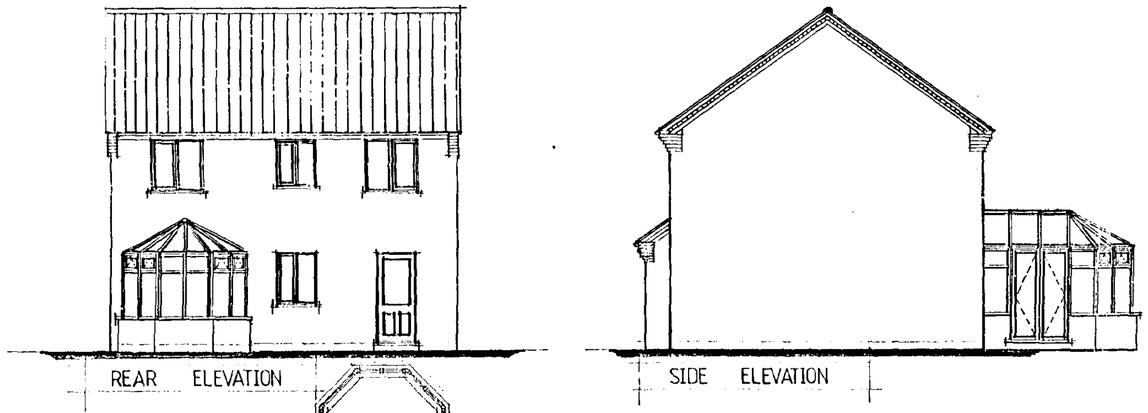

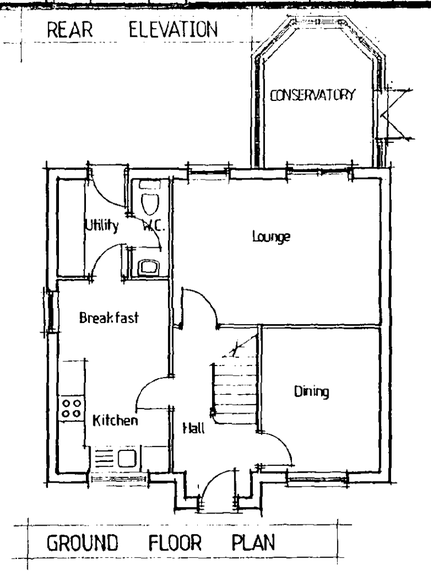

GROUND FLOOR PLAN

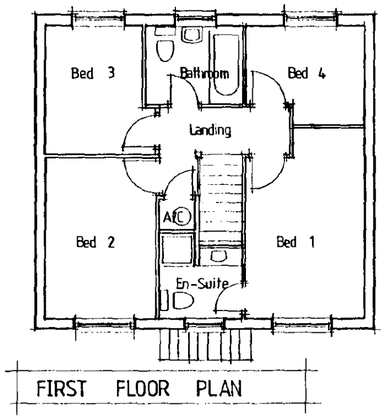

FIRST FLOOR PLAN

This drawing is for PLANNING PURPOSES ONLY. The internal layout shown on the plans is indicative and are for guidance purposes. Amendments may be made at the discretion of Allison Homes. For confirmation of finalised design and specification refer to the Sales Department.

The Conservatory is also for planning purposes only, and will not be constructed and included in the sale unless requested as an extra by the purchaser. The design is therefore indicative and may be subject to alteration to suit individual requirements.

Date:	Description:

R E V I S I O N S

ALLISON HOMES
Swallow House, Banbury Close, West Elloe Avenue
Spalding, Lincs PE11 2BS
Telephone (01775) 724701 Fax (01775) 762153
ALLISON HOMES is a trading name of SWALLOW HOMES LTD

Project:
4 Bed Detached House
THE FERNHILL

Drawing Title:
Design Sheet

Date: 20/11/97	Scales: 1 : 100
Reference No: D4 / SG / 11 / V1	Drawn:
Drawing No: 01	Revision:

Do not scale directly from this drawing. All discrepancies to be brought to the attention of the above office.

HOUS... 09 JUN 2000
Ref: 0739/00

SUMMIT D.O.S. 9V1231/A

This drawing is for PLANNING PURPOSES ONLY. The internal layout shown on the plans is indicative and are for guidance purposes. Amendments may be made at the discretion of Allison Homes. For confirmation of finalised design and specification refer to the Sales Department.

The Conservatory is also for planning purposes only, and will not be constructed and included in the sale unless requested as an extra by the purchaser. The design is therefore indicative and may be subject to alteration to suit individual requirements.

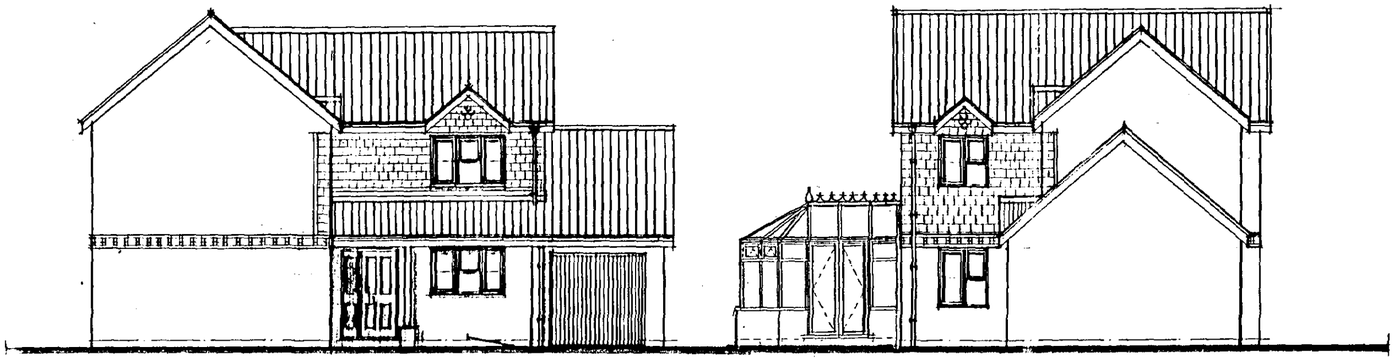

Front Elevation

Side Elevation

Rear Elevation

Side Elevation

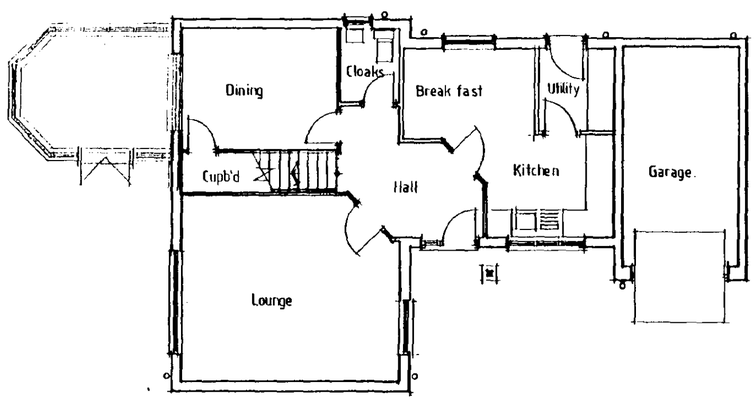

Ground Floor Plan

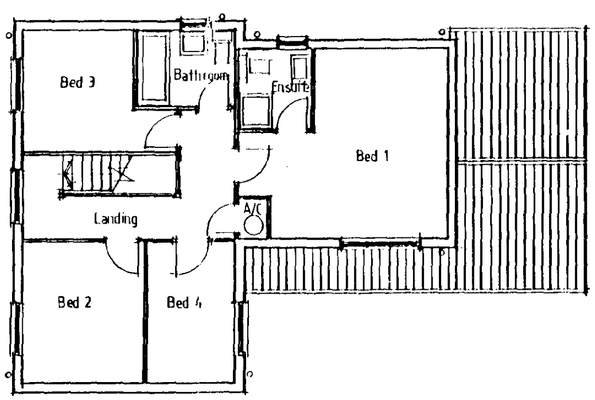

First Floor Plan

SOUTH HOLLAND HOUSING
09 JUN 2000
Ref: 0739/00

Garages may vary according to plot orientation, see site plan for details.

Date:	Description:	
Aug 94	Ensuite layout revised	A

REVISIONS

ALLISON HOMES
Swallow House, Banbury Close, West Effoe Avenue
Spalding, Lincs. PE11 2BS
Telephone (0775) 724701 Fax (0775) 762153
ALLISON HOMES is a trading name of SWALLOW HOMES LTD

Project:
D Range House Type The Claremont
4 Bedroom 1317 sqft. The

Drawing Title:
Design Sheet.

Reference No: D/4/SG/03/V12.	**Scales:** 1:100
Drawing No: 01	**Date:** May 94
Revision: A	**Drawn:**

Do not scale directly from this drawing. All discrepancies to be brought to the attention of the above office.

SUMMIT D.O.S. 941231

FRONT ELEVATION

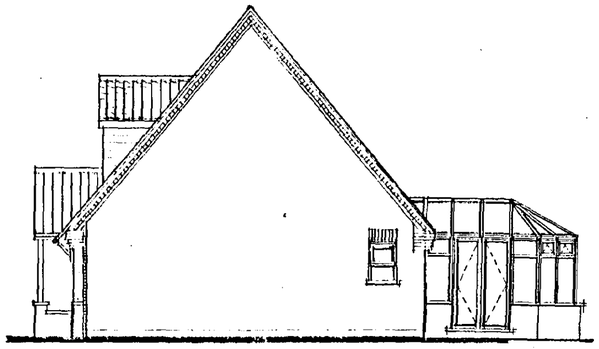

SIDE ELEVATION

This drawing is for PLANNING PURPOSES ONLY. The internal layout shown on the plans is indicative and are for guidance purposes. Amendments may be made at the discretion of Allison Homes. For confirmation of finalised design and specification refer to the Sales Department.

The Conservatory is also for planning purposes only, and will not be constructed and included in the sale unless requested as an extra by the purchaser. The design is therefore indicative and may be subject to alteration to suit individual requirements.

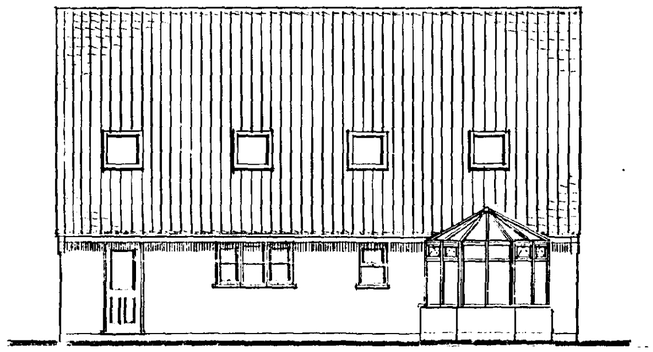

REAR ELEVATION

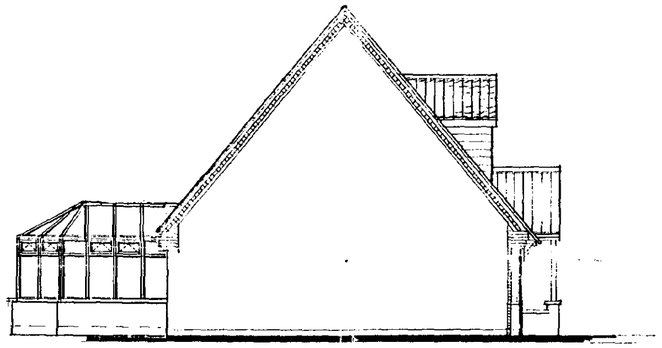

SIDE ELEVATION

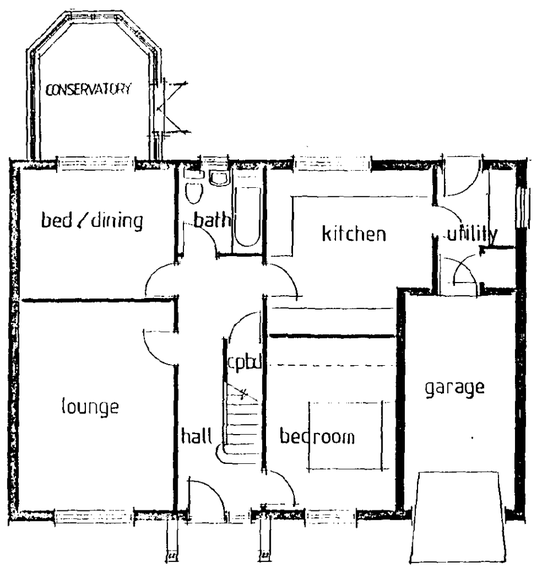

GROUND FLOOR PLAN

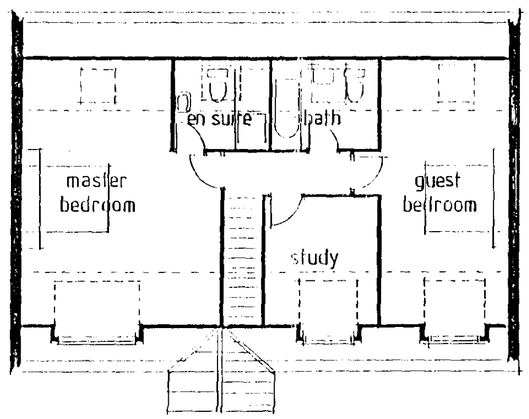

FIRST FLOOR PLAN

SOUTH HOLLAND DC
HOUSING & PLANNING
09 JUN 2000
Ref: 0739/00

Date:	Description:

R E V I S I O N S

ALLISON
HOMES
Swallow House, Banbury Close, West Elloe Avenue
Spalding, Lincs. PE11 2BS
Telephone (01775) 724701 Fax (01775) 762153
ALLISON HOMES is a trading name of SWALLOW HOMES LTD

Project:
3 Bedroom Chalet Bungalow

MORTON V.1

Drawing Title:

Design Sheet

1572 sq ft

Date:	Scales:
20:7:98	1:100
Reference No:	Drawn:
Drawing No: AB / 01	Revision:

Do not scale directly from this drawing. All discrepancies to be brought to the attention of the above office.

The Conservatory shown is for planning purposes only, and will not be constructed and included in the sale unless requested as an extra by the purchaser.

The design is therefore indicative and may be subject to alteration to suit individual purchasers requirements.

FRONT ELEVATION

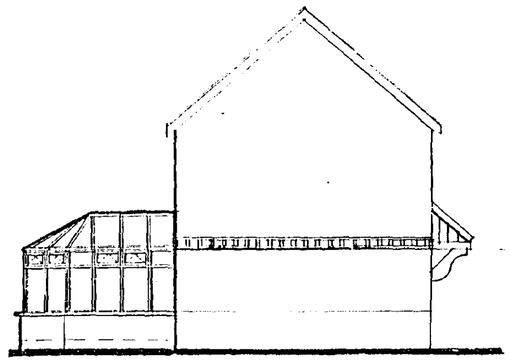

SIDE ELEVATION



SIDE ELEVATION

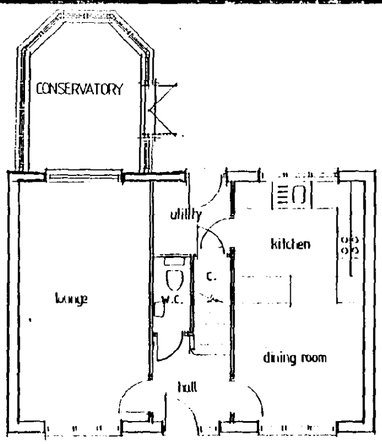

GROUND FLOOR PLAN

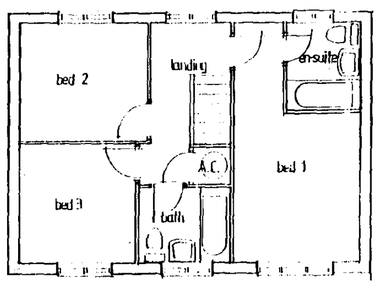

FIRST FLOOR PLAN

SOUTH HOLLAND DC
HOUSING & PLANNING
09 JUN 2000
Ref: 0739/00

Date:	Description:

REVISIONS

ALLISON HOMES

Swallow House, Banbury Close, West Ellow Avenue
Spalding, Lincs. PE11 2HS
Telephone (01775) 724701 Fax (01775) 762153
ALLISON HOMES is a trading name of SWALLOW HOMES LTD

Project:
D Range House Type
3 Bedroom
947 sq ft The Buckingham

Drawing Title:
Design Sheet THE MAIDBURY
D3/SG/09/V1

Date:	Scales:
1/12/95	1:100
Reference No: D3/SG/09/V1	Drawn:
Drawing No: 01	Revision:

Do not scale directly from this drawing.
All discrepancies to be brought to the attention of this office.

The Conservatory shown is for planning purposes only, and will not be constructed and included in the sale unless requested as an extra by the purchaser.

The design is therefore indicative and may be subject to alteration to suit individual purchasers requirements.



FRONT ELEVATION

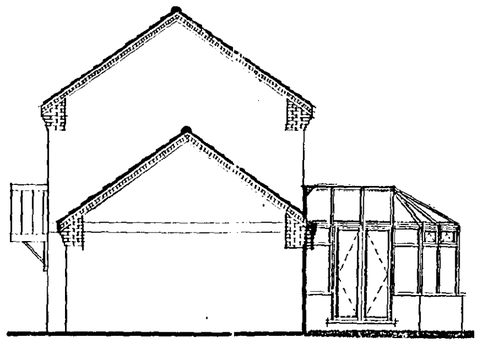

SIDE ELEVATION

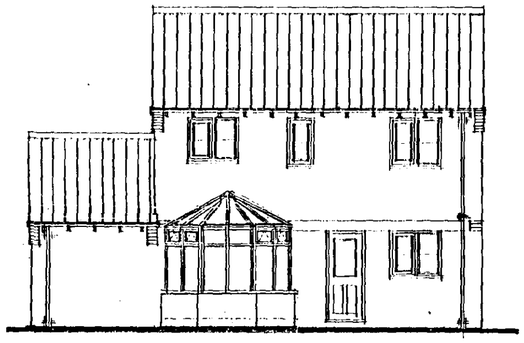

REAR ELEVATION

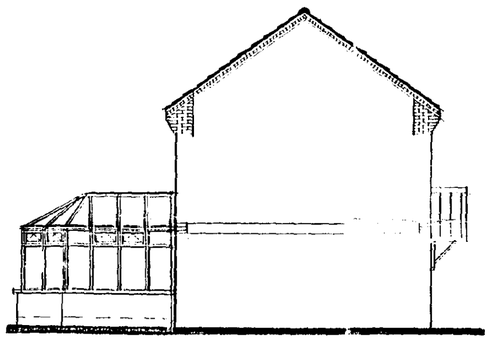

SIDE ELEVATION

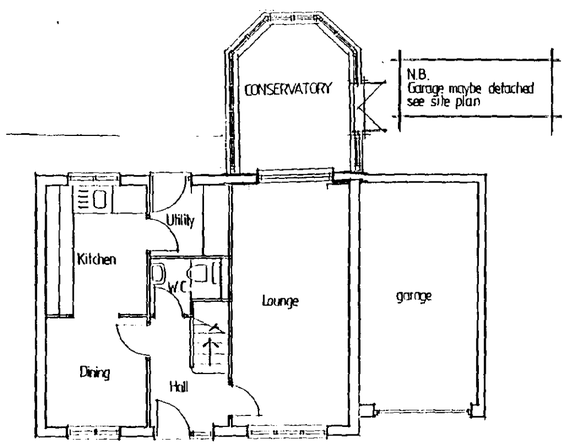

GROUND FLOOR PLAN

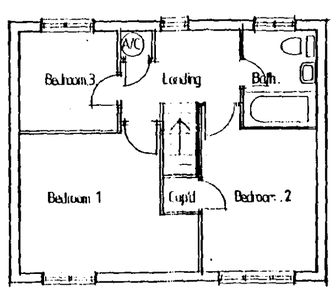

FIRST FLOOR PLAN

Date:	Description:

R E V I S I O N S

ALLISON HOMES

Swallow House, Banbury Close, West Elloe Avenue
Spalding, Lincs PE11 2HS
Telephone (0775) 724701 Fax (0775) 762153
ALLISON HOMES is a trading name of SWALLOW HOMES LTD

Project:
D Range House Type
3 Bed
828 sq ft ALDEBURGH

Drawing Title:
Design Sheet

Reference No:	Scales: 1:100
D3/SG/07	Date: 24/4/95
Drawing No: 01	Drawn:
Revision:	

Do not scale directly from this drawing. All discrepancies to be brought to the attention of the above office.

HOU
G 9 JUN 2000
Ref: 0739/00

FRONT ELEVATION

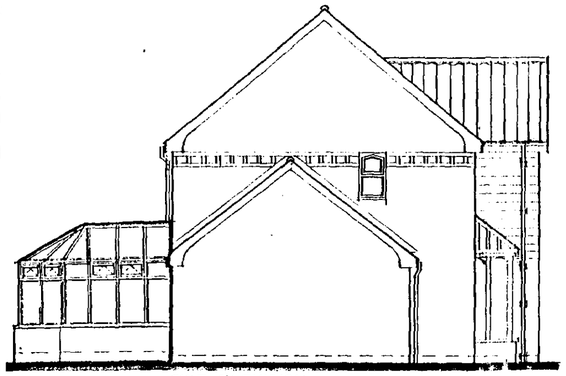

SIDE ELEVATION

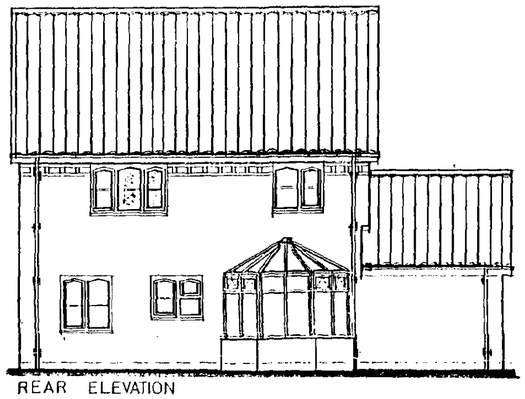

REAR ELEVATION

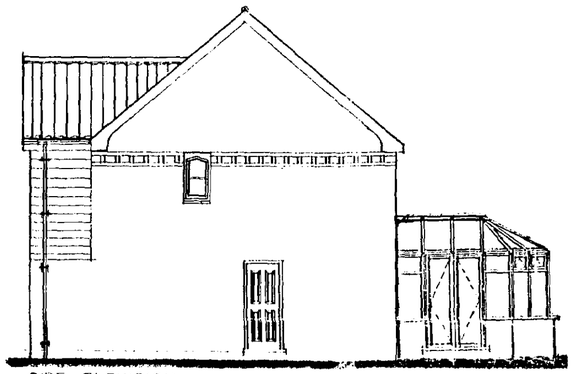

SIDE ELEVATION

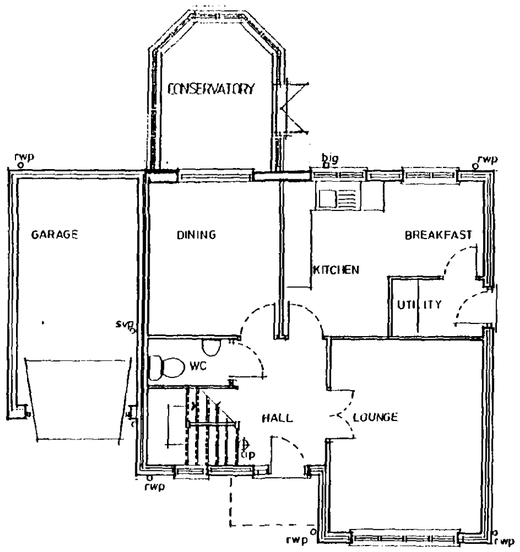

GROUND FLOOR PLAN

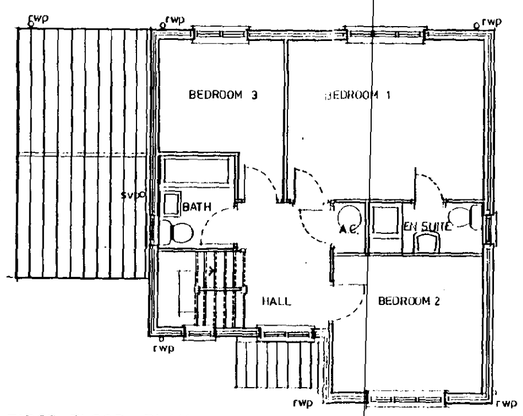

FIRST FLOOR PLAN

This drawing is for PLANNING PURPOSES ONLY. The internal layout shown on the plans is indicative and are for guidance purposes. Amendments may be made at the discretion of Allison Homes. For confirmation of finalised design and specification refer to the Sales Department.

The Conservatory is also for planning purposes only, and will not be constructed and included in the sale unless requested as an extra by the purchaser. The design is therefore indicative and may be subject to alteration to suit individual requirements.

Date:	Description:		
6/5/00	WINDOWS TO BED 2+ E/S REV	A	WB

REVISIONS

ALLISON HOMES

Swallow House, Banbury Close, West Ellos Avenue, Spalding, Lincs. PE11 2BS

Telephone (0775) 724701 Fax (0775) 767153

ALLISON HOMES is a trading name of SWALLOW HOMES LTD

Project:
D-RANGE HOUSE TYPE
3 BED
SQ FT 1183

Drawing Title:
DESIGN SHEET

Arlington

Reference No:	Scales:
D3/SG/02/V7	1:100
Drawing No:	**Date:** 04th APRIL 1994
01	**Drawn:**
Revision: A	

Do not scale directly from this drawing. All discrepancies to be brought to the attention of the above office.

RECEIVED BY BOROUGH PLANNING
09 JUN 2000
Ref: 0739/00

Garages may vary according to plot orientation, see site plan for details.

This drawing is for PLANNING PURPOSES ONLY. The internal layout shown on the plans is indicative and are for guidance purposes. Amendments may be made at the discretion of Allison Homes. For confirmation of finalised design and specification refer to the Sales Department.

The Conservatory is also for planning purposes only, and will not be constructed and included in the sale unless requested as an extra by the purchaser. The design is therefore indicative and may be subject to alteration to suit individual requirements.



FRONT ELEVATION

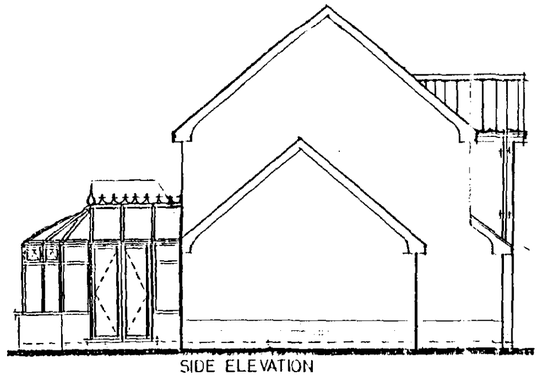

SIDE ELEVATION

REAR ELEVATION

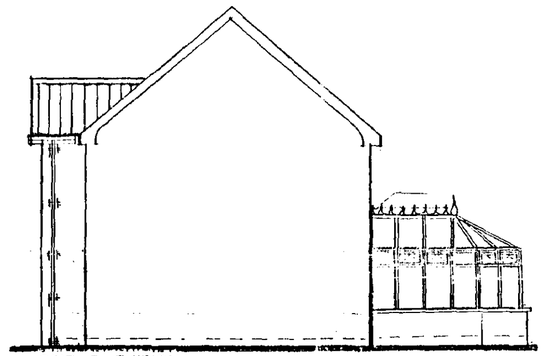

SIDE ELEVATION

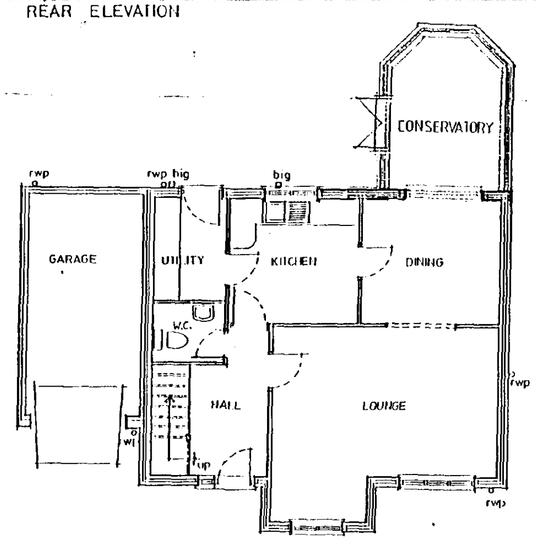

GROUND FLOOR PLAN

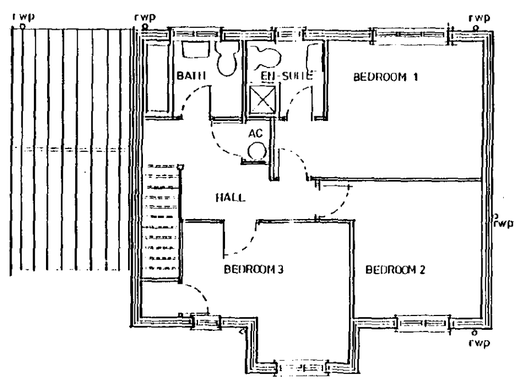

FIRST FLOOR PLAN

Garages may vary according to plot orientation, see site plan for details.

SOUTH HOLLAND DC
HOUSING & PLANNING
09 JUN 2000
Ref: 0739/00

Date:	Description:		
MAR 95	Window to stairs removed	M	B
DEC 94	Door amended / side screen added		A

R E V I S I O N S

ALLISON HOMES

Swallow House, Banbury Close, West Elloe Avenue
Spalding, Lincs. PE11 2RS
Telephone (0775) 724701 Fax (0775) 762153
ALLISON HOMES is a trading name of SWALLOW HOMES LTD

Project:
D-RANGE HOUSE TYPE
3 BED
SQ FT 1123

Drawing Title:
DESIGN SHEET

Haslemere

Reference No: D3/SG/03/V4	Scales: 1:100
	Date: 03rd APRIL 1994
Drawing No: 01	Drawn:
Revision: D	

Do not scale directly from this drawing. All discrepancies to be brought to the attention of the above office.

This drawing is for PLANNING PURPOSES ONLY. The internal layout shown on the plans is indicative and are for guidance purposes. Amendments may be made at the discretion of Allison Homes. For confirmation of finalised design and specification refer to the Sales Department.

The Conservatory is also for planning purposes only, and will not be constructed and included in the sale unless requested as an extra by the purchaser. The design is therefore indicative and may be subject to alteration to suit individual requirements.

Front Elevation

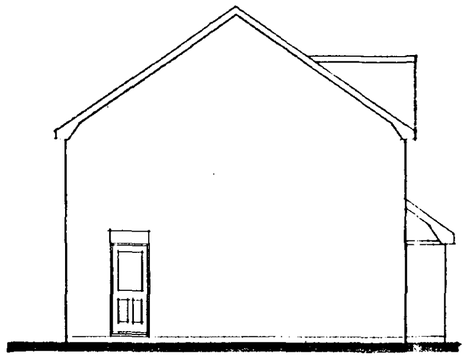

Side Elevation



Rear Elevation

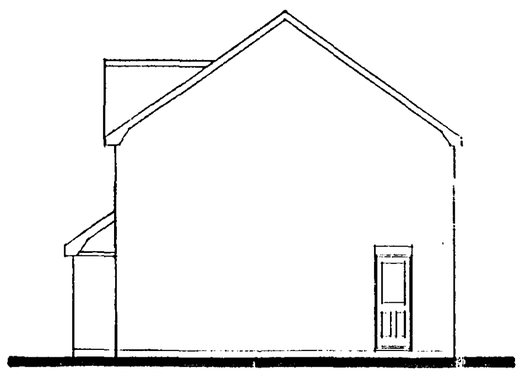

Side Elevation

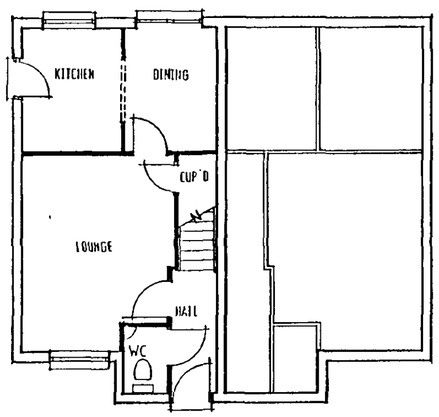

Ground Floor Plan

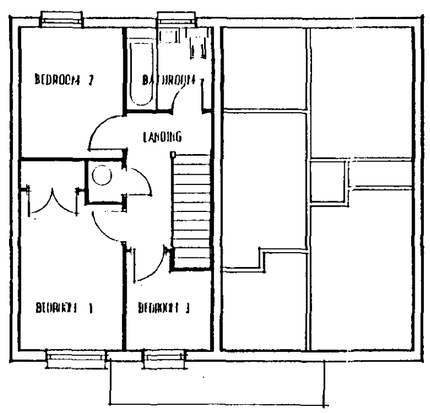

First Floor Plan

Date:	Description:

REVISIONS

ALLISON HOMES
Swallow House, Banbury Close, West Elloe Avenue
Spalding, Lincs. PE11 2HS
Telephone (01775) 724701 Fax (01775) 762153
ALLISON HOMES is a trading name of SWALLOW HOMES LTD

Project:
The Avebury

Drawing Title:
Design Sheet

Date:	Scales:
4/5/00	1:100
Reference No:	Drawn: AB/KB
Drawing No: E3/SG/06/V4	Revision:

Do not scale directly from this drawing. All discrepancies to be brought to the attention of the above office.

SOUTH KESTEVEN DC
HOUSING & PLANNING
09 JUN 2000
Ref: 073/00

SUMMIT DOS 941231/A

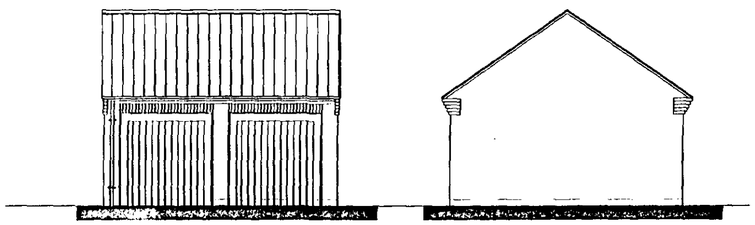

FRONT ELEVATION

SIDE ELEVATION

N.B. Refer to main dwelling for elevation treatment

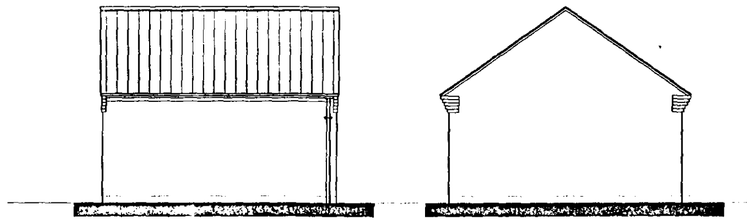

REAR ELEVATION

SIDE ELEVATION

CONSTRUCTION NOTES

GROUND PREPARATION - Strip all top soil/vegetable matter from area occupied by buildings plus 2m all round, provisionally allow 150mm depth and store in site stockpile for later reuse. Reduce levels/grade oversite to levels indicated on site plans.

FOUNDATIONS - Unless otherwise stated, strip foundations to be 450/650mm wide of C15P mix concrete. Depth to suit site conditions, subject to 700mm min depth (1000mm on clay) and to the approval of the Local Authority Building Inspector.

GROUND FLOOR CONSTRUCTION - Insitu concrete ground bearing slabs to be 100mm thickness C20P mix concrete on 1200 gauge DPM (300mm laps) on 150mm sand blinded clean hardcore (max 600mm filling below slab). DPM to be turned up and over all walls and overlaid with DPC.

SUB-STRUCTURE WALLS - Class A blocks of FL quality bricks in 1:3 mix mortar. Fill cavities to within 225mm of lowest DPC with 1:10 mortar or lean mix concrete.

EXTERNAL WALLS - Made up of 105mm facing brickwork. Cavity walls between house and garage as external walls. Solid walls of 200mm Tarmac Toplite G11 or similar lightweight blocks in 1:1/6 mortar (K value 0.11 w/mk) to give U value of 0.48w/m degrees Celsius.

ROOF COVERING - Concrete interlocking, concrete/clay plain tiles or traditional/fibre cement slates with ridges/verges/special fittings all as site specification. 38 x 25mm treated SW battens gauge to suite tiling on BS747 type if untearable roofing felt or similar on cut/trussed rafters as applicable. Contractor is to determine tile fixing specification from manufacturers published literature with due consideration for each site location, anticipated wind velocities and individual roof pitches. Roofing contractor to fix mineral fibre quilt fire stopping above and below roofing felt to head of party walls and fire stop eaves boxes in strict accordance with manufacturers written instructions.

ROOF CONSTRUCTION - Wall plates generally 100 x 50mm treated SW, with half lapped joints and fully bedded, strapped down to supporting wall with 30 x 5mm GMS straps at 1.0m cc's. Cut pitch rafters to be fully birdsmouthed over 4 twice nailed to manufacturer and fixed together with 100 x 25mm sawn SW binders and bracing, in strict accordance with BS5268 part 3 1985 (and any subsequent amendment) at 600mm max centres. Provide 30 - 5mm once bent (900/100) galvanised mild steel lateral restrain straps to external walls at ceiling and rafter level where shown at 2m max cc's) fixed with 4 no. 50mm 8 gauge CSK screws or 5 no. 3.5 x 50mm galvanised round wire nails to 2 trusses/ceiling joists min C/W solid blocking support and edge packing.

ROOF SPACE VENTILATION AND INSULATION - Provide eave to eave ventilation equivalent to 10,000mm.? /metre run or where eaves is dropped. 25,000mm?/metre run, together with high level vents giving 5000mm?/metre run (use tile manufacturers dry ridge ventilator system). Use either ventilating sofit boards, continuous sofit ventilation strips or continuous over fascia ventilation strips as site specification.

RAINWATER GOODS - 115mm dia. 'R' or 100mm square line UPVC guttering, fixed level using standard fascia brackets at 1000mm cc's and 68mm dia/65mm square RVP's sealed to drain at ground level. Colour/profile as site specification.

FOUL AND STORM DRAINAGE - Generally foul drainage to connect to foul sewer lateral and rainwater to discharge to rubble filled soakaways, but refer to drainage layout plan on a site by site and plot by plot basis.

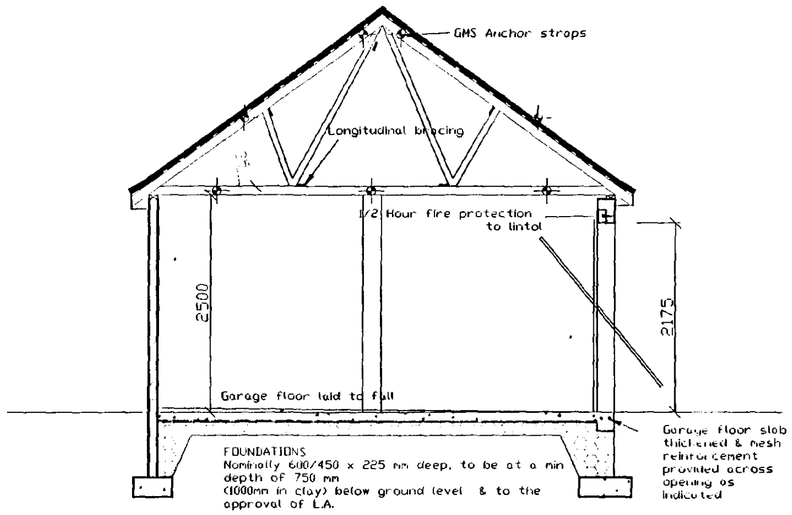

SECTION A - A

OPENING	FRAME	LINTOL	LENGTH
1	Purpose made	CN71A	2550
2	Purpose made	CN71A	2550

Lintols by Catnic ltd.

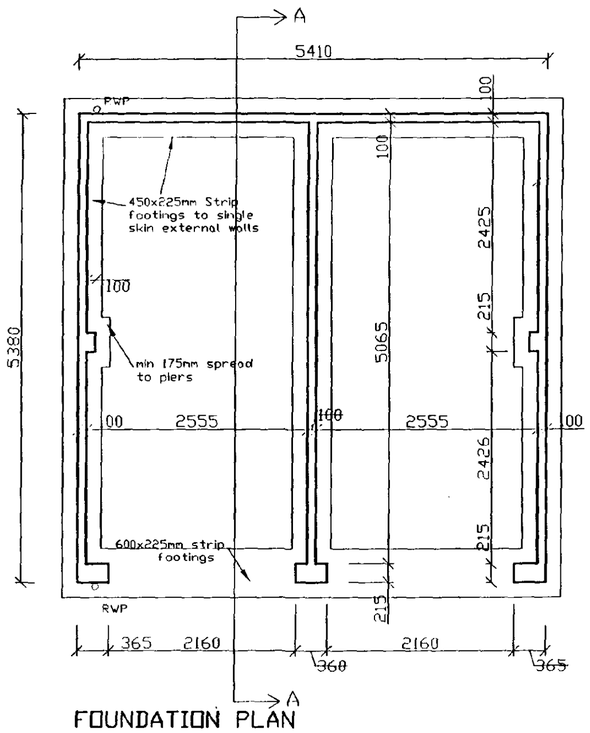

FOUNDATION PLAN

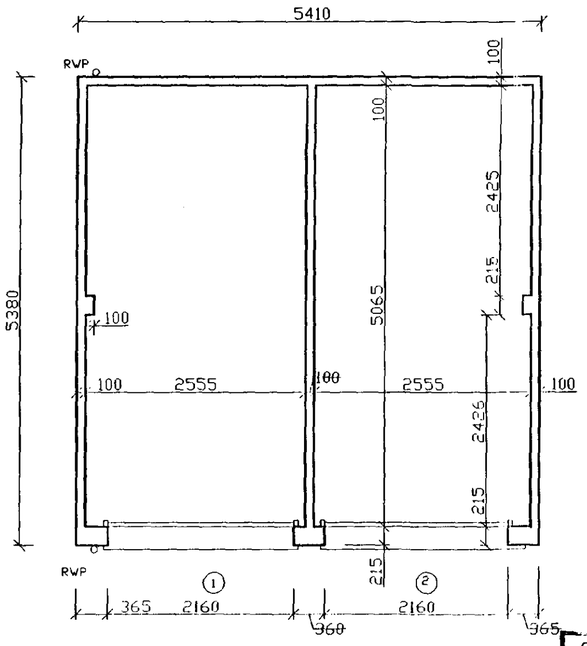

FLOOR PLAN

30x5 mm GMS. Straps built into wall & screwed back to 3 No. trusses at max. 2.0 m c/c at verge & ceiling level, with solid timber noggins provided below straps.

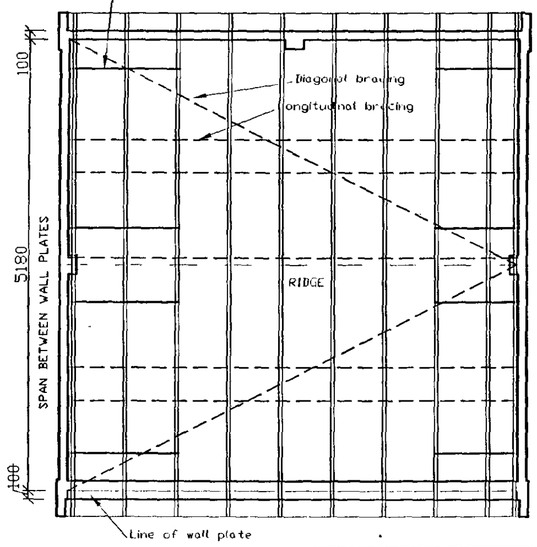

TRUSS LAYOUT

Roof Truss Schedule
10 No Fink Trusses
5380 Clear Span
35° Pitch
200mm Overhang

3/8/99	ROOF PITCH REVISED	A	PW
Date :	Description :		

R E V I S I O N S

Swallow House, Banbury Close, West Elloe Avenue, Spalding, Lincs. PE11 2BS
Telephone : (01775) 724761 Fax : (01775) 762153
ALLISON HOMES is a trading name of SWALLOW HOMES LTD

Project :
SHARED DOUBLE DETACHED GARAGE

Drawing Title :
CONSTRUCTION DRAWING

Reference No :	Scales : 1:50, 1:100
Drawing No : W/DSDG/01	Date : MAR '00
	Drawn : J.r.b.

Do not scale directly from this drawing. All discrepancies to be brought to the attention of the above office.

SO... HOL...
09 JUN 2000
Ref: 073900

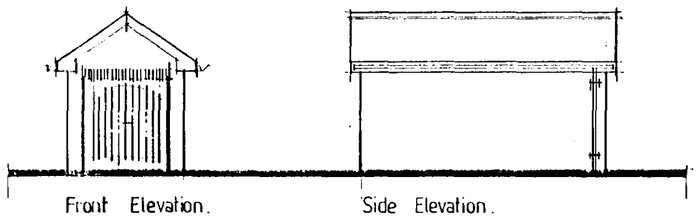

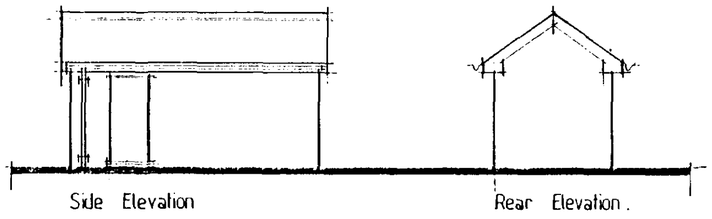

Lintol Schedule.

OPENING	FRAME	LINTOL	LENGTH	No.
1	FXS	CN7 E	1200	1
2	P.MADE	CN7 A	2550	1

Truss Schedule.

10 No Fink Trusses
PITCH 35°, EAVES PROJECTION 300mm.

Construction Notes.

GROUND PREPERATION
Strip all top soil/vegtable matter from area enclosed by buildings plus 2m all round,provisionally allow 150mm depth,and store on site stockpile for later reuse.Reduce levels/grade oversite to levels indicated on site plans.
FOUNDATIONS
Unless otherwise stated,strip foundations to be 450/650mm wide of C15P mix concrete.Depth to suit site conditions,subject to 700mm min depth (1000mm on clay) and to the approval of the Local Authority Building Inspector.
GROUND FLOOR CONSTRUCTION
Insitu concrete ground bearing slabs to be 100mm thickness C20P mix concrete on 1200 gauge DPM 1300mm lapsitom 150mm sand blinded clean hardcore. (max 600mm filling below slab) DPM to be turned up and over all walls and overlaid with DPC.
SUB - STRUCTURE WALLS
Class A blocks or FL quality bricks in 1:3 mix mortar,fill cavities to within 225mm of lowest DPC with 1:10 mortar or lean mix concrete.
EXTERNAL WALLS
2000 gauge polythene DPC to be provided at base of all walls.

Fit galv or similar and approved wall ties to be provided at 450mm cc s vertically,(225mm at reveals) and 900mm cc s horizontally. Provide 2000 gauge polythene DP trays over all abutments with lower roofs and IG gable abutment trays to all stepped abutments.Code 4 lead with 150mm min upstand tucked under trays and lead wedged to be provided to weather wall/roof junctions.
Provide 10mm dia. weep holes at 675mm cc's above all trays.
ROOF COVERINGS
Concrete interlocking,concrete/clay plain tiles or traditional/fibre cement slates with ridges/verges/special fittings all as site specification.
38x25mm treated SW battens,gauge to suit tiling. an BS 747 type 1F underslate roofing felt or similar on cut/trussed rafters as applicable.
Contractor is to determine tile fixing specification from manufacturers published litrature with due consideration for each site location,anticipated wind velocities and individual roof pitches.
Roofing contractor to fix mineral fibre quilt fire stopping above and below roofing felt to head of party walls,and fire stop eaves boxes in strict accordance with manufacturers written instructions.

ROOF CONSTRUCTION.
Wall plates generally 100×50 mm treated SW,with half lapped joints and fully bedded,strapped down to supporting wall with 30x5mm GMS straps at 1.0m cc s
Cut/pitch rafters to be fully birdsmouthed over & twice nailed to all supports.
Trussed rafter roofs to be designed and manufactured by approved manufacturer and fixed,together with 100x25mm sawn SW binders and bracing,in strict accordance with BS 5268 part 3 1985 (and any subsequent amendment) at 600mm max centres.
Provide 30x5mm once bent (900/100) galv. mild steel lateral restraint straps to external walls at ceiling and rafter level where shown (at 2m max cc's) fixed with 4 no.30mm 8 gauge csk.screws or 5 no.3.5x50mm galv. round wire nails,to 2 trusses/ceiling joists min. c/w solid blocking support and edge packing.
All structural timbers to be kept 40mm min clear of chimneys/flue blocks etc.

ROOFSPACE VENTILATION
Provide eave to eave ventilation equilivsant to 10000mm2 / metre run or where eaves is dropped,25000mm2 /metre run,together with high level vents giving 5000mm2 /metre run.(use tile manufacturers dry ridge ventilator system)
Use either ventilating sofitt boards,continous soffit ventilation strips or continous over fascia ventilation strips as site specification.

RAINWATER GOODS
115mm dia HR or 100mm semi-circular UPVC guttering,fixed level using standard fascia brackets at 1000mm c/c's and 68mm dia/65mm square rwp's sealed to drain at ground level. Colour/profile as site specification.
FOUL AND STORM DRAINAGE
Internally foul drainage to connect to foul sewer lateral and rainwater to discharge to suitable outfall,refer to drainage layout plan on a site by site and plot by plot basis.

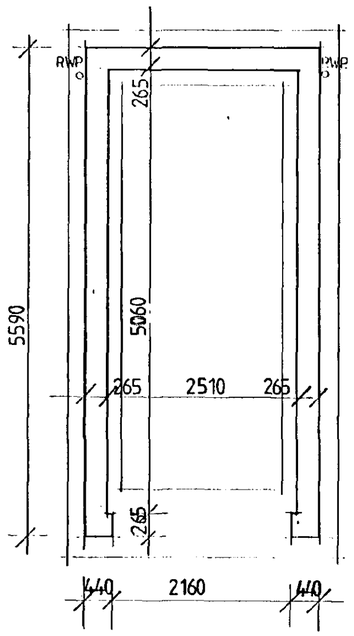

Foundation Plan

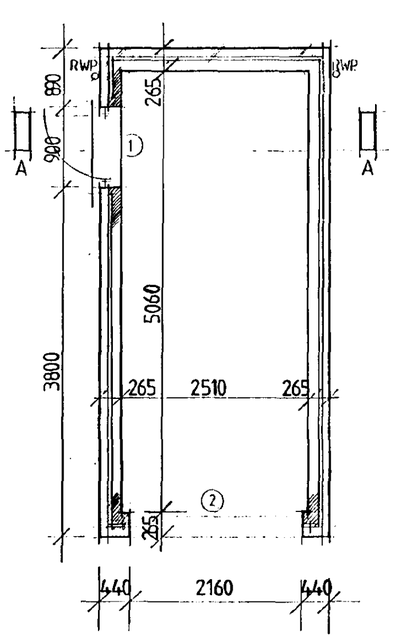

Floor Plan

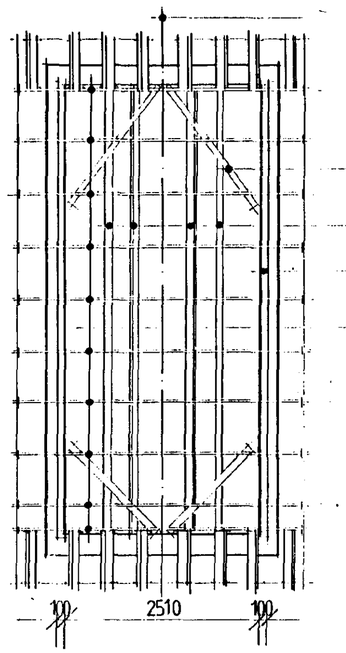

Truss Layout

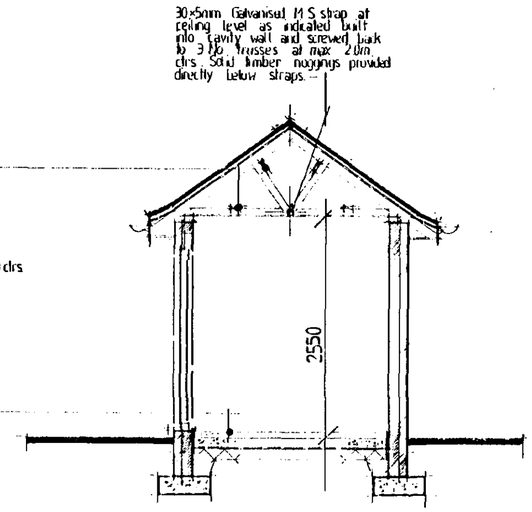

Section A-A.

SOUTH KESTEVEN DC
HOUSING & PLANNING
09 JUN 2000
Ref: 0739/00

ALLISON
HOMES
The Old Brewery, Cradge Bank, Spalding,
Lincolnshire PE11 3AB
Telephone (0775) 724701 Fax (0775) 762153
ALLISON HOMES is a trading name of SWALLOW HOMES LTD

project

Detached Single Garage

drawing title

CONSTRUCTION DRAWING.

scale 1:50 , 1:100	drawing no.
date Nov 93	W/DG/07 A.
drawn G. Mirabelle.	

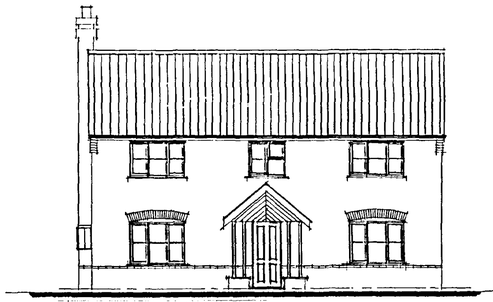

FRONT ELEVATION

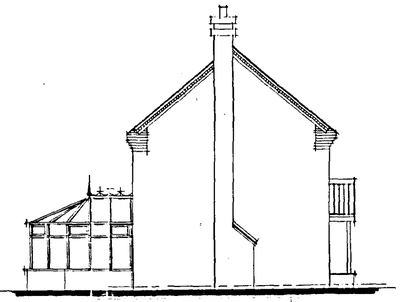

SIDE ELEVATION

REAR ELEVATION

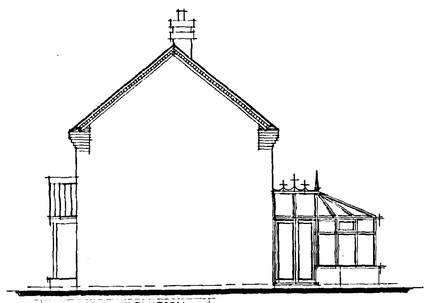

SIDE ELEVATION

The Conservatory shown is for planning purposes only, and will not be constructed and included in the sale unless requested as an extra by the purchaser.

The design is therefore indicative and may be subject to alteration to suit individual purchasers requirements.

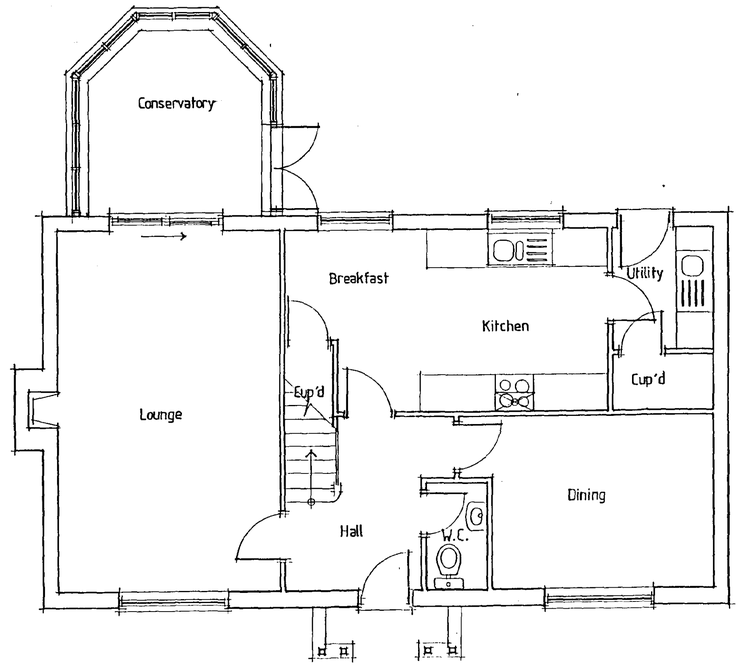

GROUND FLOOR PLAN

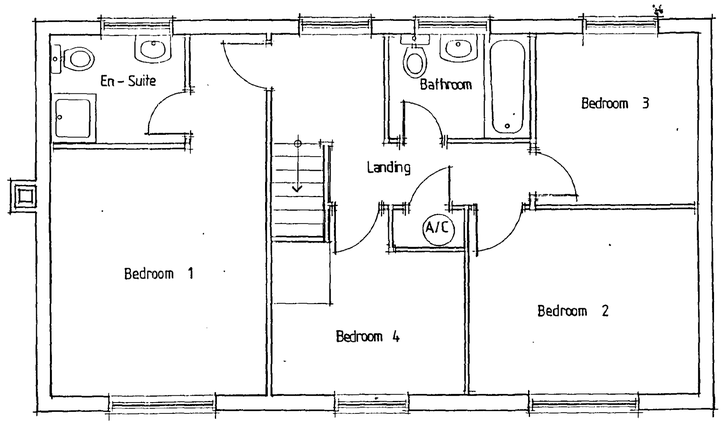

FIRST FLOOR PLAN

SOUTH HOLLAND DC
HOUSING & PLANNING
09 JUN 2000
Ref. 0739/00

Date:	Description:

REVISIONS

ALLISON HOMES
Swallow House, Banbury Close, West Elloe Avenue
Spalding, Lincs. PE11 2BS
Telephone (01775) 724701 Fax (01775) 762153
ALLISON HOMES is a trading name of SWALLOW HOMES LTD

Project:
R - Range 4 Bed House.
THE CHERTSEY
1550 sqft gross 1355 sqft habitable

Drawing Title:
Floor Plan, Elevation
DESIGN SHEET

Reference No:	Scales: 1:50 1:100
R4/SG/06	Date: 11/12/97
Drawing No: 01	Drawn:
Revision:	

Do not scale directly from this drawing. All discrepancies to be brought to the attention of the above office.

FRONT ELEVATION

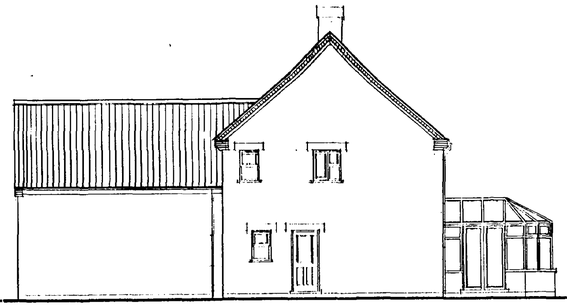

SIDE ELEVATION

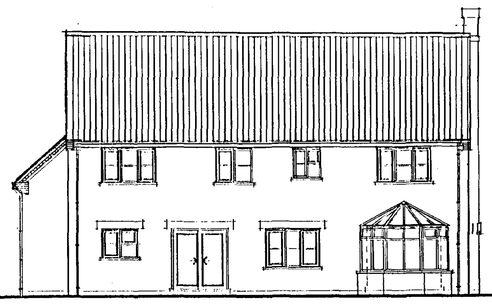

REAR ELEVATION

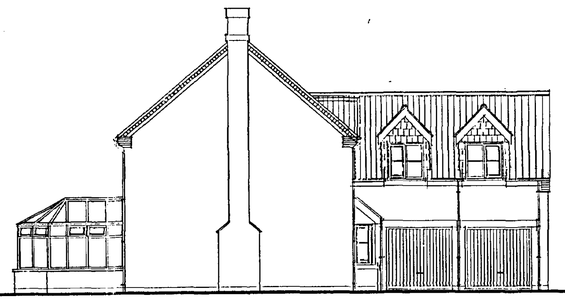

SIDE ELEVATION

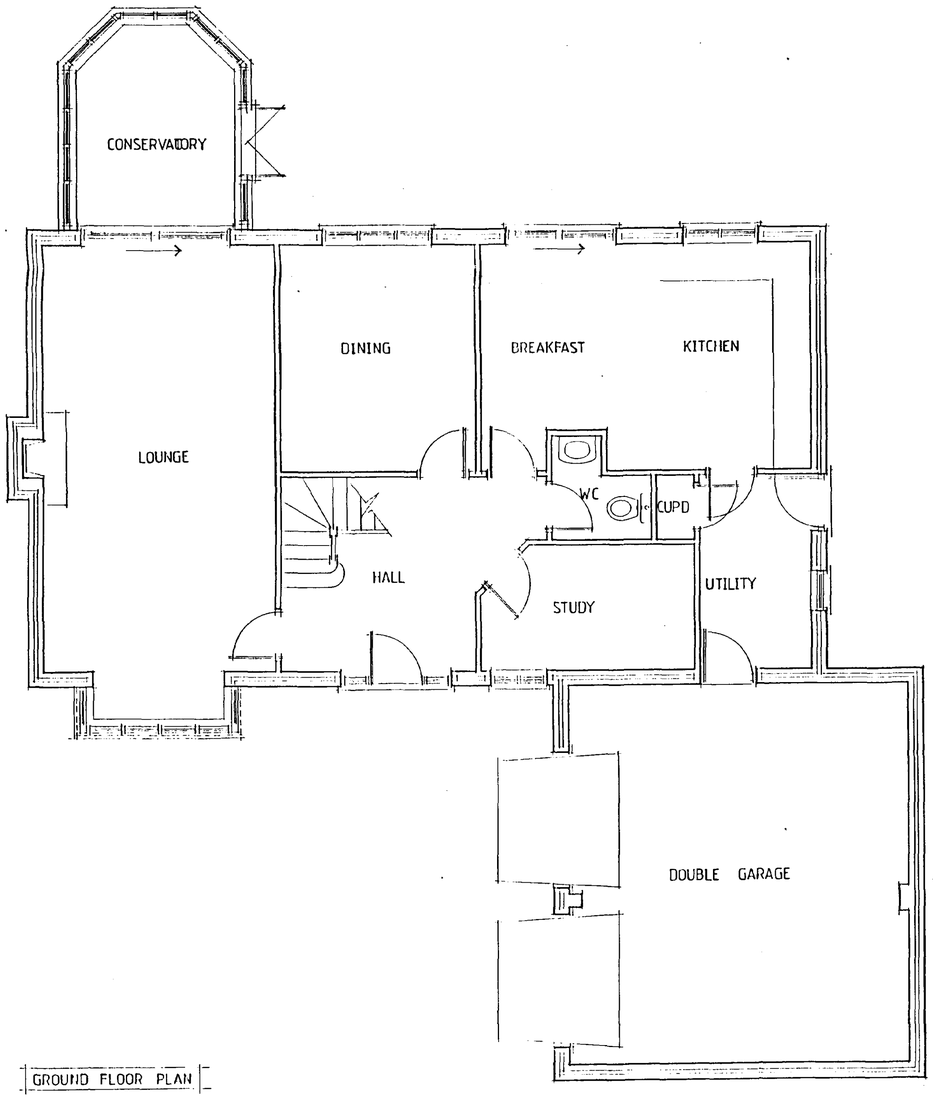

GROUND FLOOR PLAN

FIRST FLOOR PLAN

SOUTH HOLLAND DC
HOUSING & PLANNING
0 9 JUN 2000
Ref. 07/39/00

This drawing is for PLANNING PURPOSES ONLY. The internal layout shown on the plans is indicative and are for guidance purposes. Amendments may be made at the discretion of Allison Homes. For confirmation of finalised design and specification refer to the Sales Department.

The Conservatory is also for planning purposes only, and will not be constructed and included in the sale unless requested as an extra by the purchaser. The design is therefore indicative and may be subject to alteration to suit individual requirements.

Date:	Description:

REVISIONS

ALLISON HOMES
Swallow House, Banbury Close, West Elloe Avenue
Spalding, Lincs. PE11 2BS
Telephone (01775) 724701 Fax (01775) 762153
ALLISON HOMES is a trading name of SWALLOW HOMES LTD

Project:
5 BED DETATCHED HOUSE
CHARLBURY V1

Drawing Title:
FLOOR PLANS AND ELEVATIONS

Reference No:	Scales: 1:50 1:100
AS:DG/03/V1	Date: FEB 98
Drawing No: 01	Drawn:
Revision:	

Do not scale directly from this drawing. All discrepancies to be brought to the attention of the above office.

FRONT ELEVATION

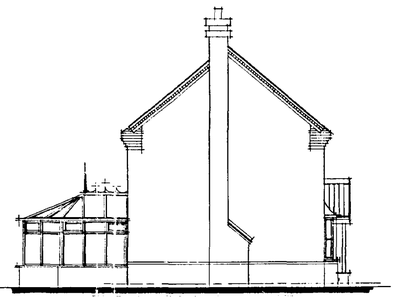
SIDE ELEVATION

REAR ELEVATION

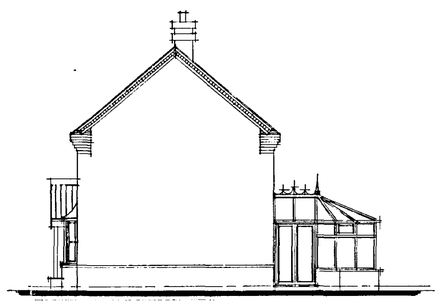
SIDE ELEVATION

This drawing is for PLANNING PURPOSES ONLY. The internal layout shown on the plans is indicative and are for guidance purposes. Amendments may be made at the discretion of Allison Homes. For confirmation of finalised design and specification refer to the Sales Department.

The Conservatory is also for planning purposes only, and will not be constructed and included in the sale unless requested as an extra by the purchaser. The design is therefore indicative and may be subject to alteration to suit individual requirements.

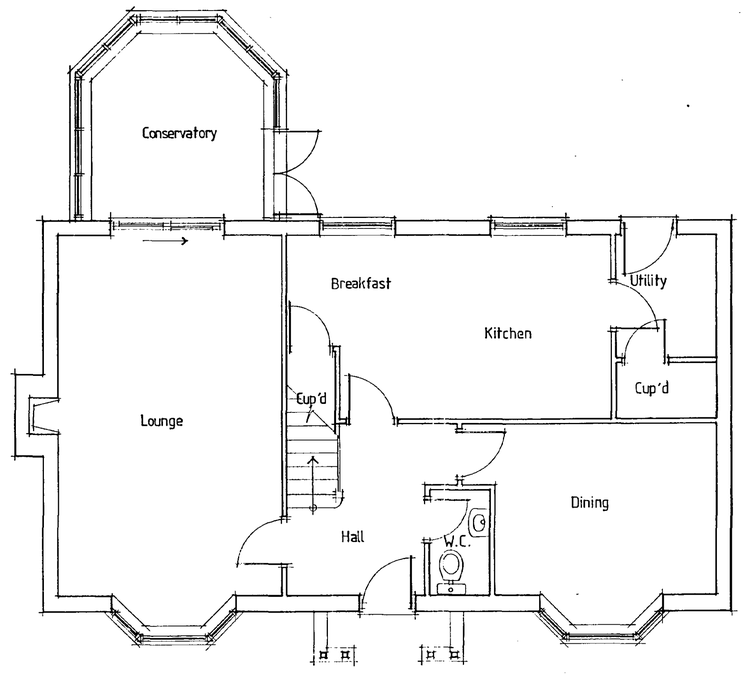

GROUND FLOOR PLAN

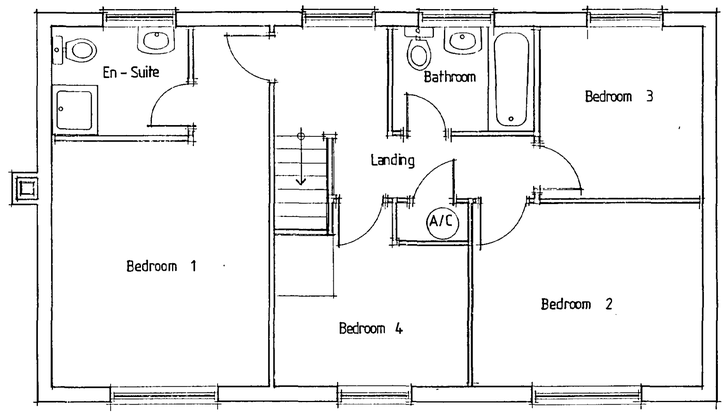

FIRST FLOOR PLAN

SOUTH HOLLAND DC
HOUSING & PLANNING
09 JUN 2000
Ref: 0739/00

Date:	Description:
R E V I S I O N S	

ALLISON HOMES

Swallow House, Banbury Close, West Elloe Avenue
Spalding, Lincs. PE11 2BS
Telephone (01775) 724701 Fax (01775) 762153
ALLISON HOMES is a trading name of SWALLOW HOMES LTD

Project:
R - Range 4 Bed House.
THE HEYWOOD
1550 sqft gross 1355 sqft habitable

Drawing Title:
Floor Plan, Elevation
DESIGN SHEET

Reference No:	Scales: 1:50 1:100
R4/ SG/ 06/V1	Date: 11/12/97
Drawing No: 01	Drawn:
Revision:	

Do not scale directly from this drawing. All discrepancies to be brought to the attention of the above office.

REFER TO MAIN DWELLING FOR ELEVATIONAL TREATMENT

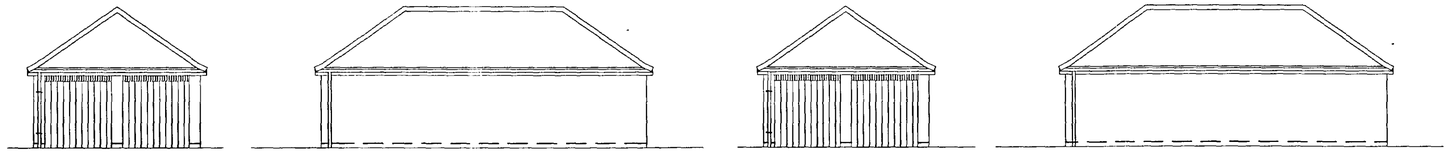

SIDE ELEVATION — FRONT ELEVATION — SIDE ELEVATION — REAR ELEVATION

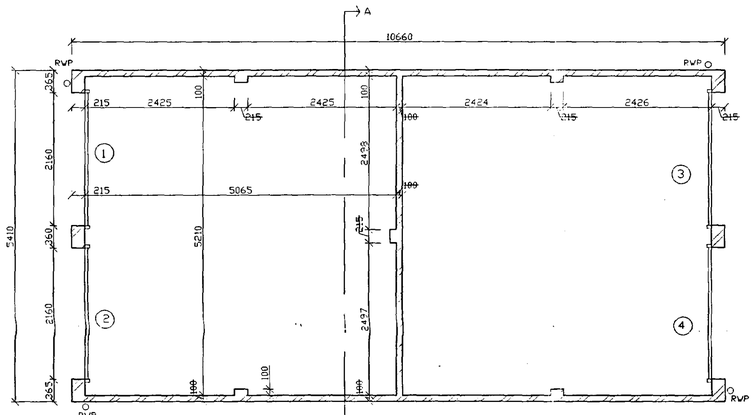

FLOOR PLAN

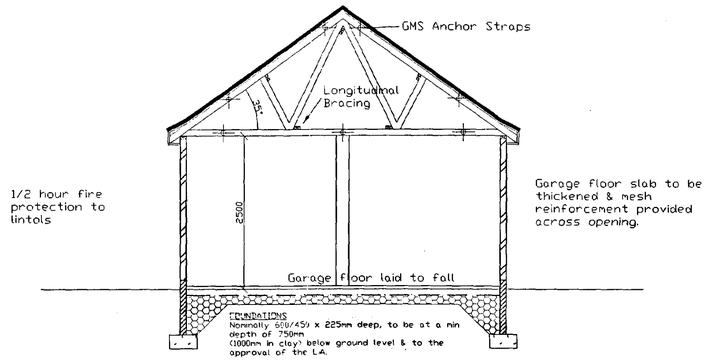

SECTION A-A

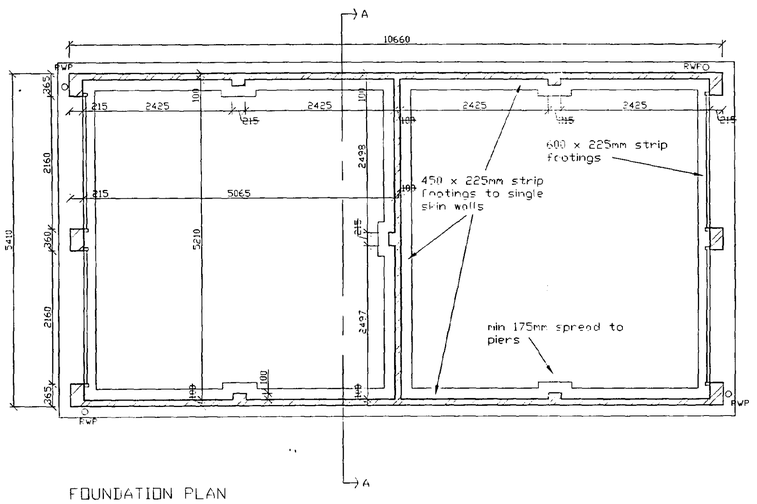

FOUNDATION PLAN

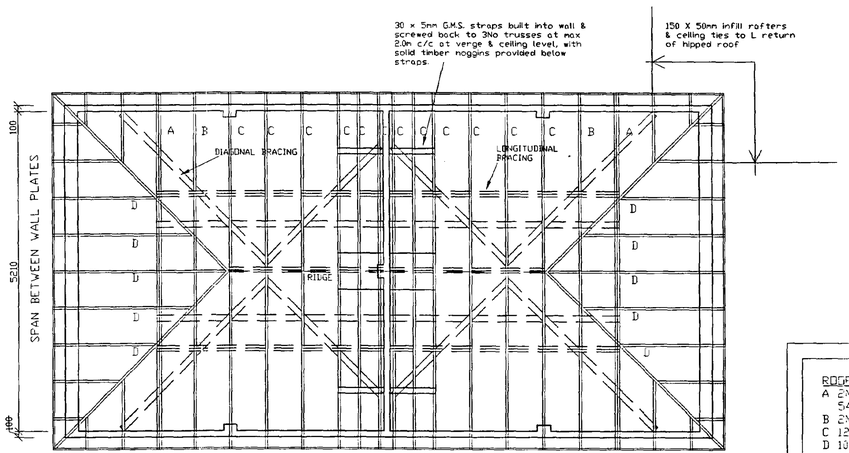

ROOF TRUSS LAYOUT

ROOF TRUSS SCHEDULE
A 2No Compound Girder of Flat top trusses 5410 clear span
B 2No Flat top trusses 5410 clear span
C 12No fink trusses 5410 clear span
D 10 No mono pitch trusses

35 degree pitch
200mm overhang

CONSTRUCTION NOTES

GROUND PREPARATION - Strip all top soil/vegetable matter from area occupied by buildings plus 2m all round, provisionally allow 150mm depth and store in site stockpile for later reuse. Reduce levels/grade oversite to levels indicated on site plans.

FOUNDATIONS - Unless otherwise stated, strip foundations to be 450/650mm wide of C15P mix concrete. Depth to suit site conditions, subject to 700mm min depth (1000mm on clay) and to the approval of the Local Authority Building Inspector.

GROUND FLOOR CONSTRUCTION - Insitu concrete ground bearing slabs to be 100mm thickness C20P mix concrete on 1200 gauge DPM (300mm laps) on 150mm sand blinded clean hardcore (max 600mm filling below slab). DPM to be turned up and over all walls and overlaid with DPC.

SUB-STRUCTURE WALLS - Class A blocks of FL quality bricks in 1:3 mix mortar. Fill cavities to within 225mm of lowest DPC with 1:10 mortar or lean mix concrete.

EXTERNAL WALLS - Made up of 105mm facing brickwork. Cavity walls between house and garage as external walls. Solid walls of 200mm Tarmac Toplite GTI or similar lightweight blocks in 1:1:6 mortar (K value 0.11 w/wk) to give U value of 0.48w/m degrees Celsius.

ROOF COVERING - Concrete interlocking, concrete/clay plain tiles or traditional/fibre cement slates with ridges/verges/special fittings all as site specification. 38 x 25mm treated SW battens gauge to suite tiling on BS747 type if untearable roofing felt or similar on cut/trussed rafters as applicable. Contractor is to determine tile fixing specification from manufacturers published literature with due consideration for each site location, anticipated wind velocities and individual roof pitches. Roofing contractor to fix mineral fibre quilt fire stopping above and below roofing felt to head of party walls and fire stop eaves boxes in strict accordance with manufacturers written instructions.

ROOF CONSTRUCTION - Wall plates generally 100 x 50mm treated SW, with half lapped joints and fully bedded, strapped down to supporting wall with 30 x 5mm GMS straps at 1.0m cc's. Cut pitch rafters to be fully birdsmouthed over 4 twice nailed to manufacturer and fixed together with 100 x 25mm sawn SW binders and bracing, in strict accordance with BS5268 part 3 1985 (and any subsequent amendment) at 600mm max centres. Provide 30 x 5mm once bent (900/100) galvanised mild steel lateral restrain straps to external walls at ceiling and rafter level where shown at 2m max cc's) fixed with 4 no. 50mm 8 gauge CSK screws or 5 no. 3.5 x 50mm galvanised round wire nails to 2 trusses/ceiling joists min C/W solid blocking support and edge packing.

ROOF SPACE VENTILATION AND INSULATION - Provide eave to eave ventilation equivalent to 10,000mm.? /metre run or where eaves is dropped. 25,000mm?/metre run, together with high level vents giving 5000mm?/metre run (use tile manufacturers dry ridge ventilator system). Use either ventilating soffit boards, continuous soffit ventilation strips or continuous over fascia ventilation strips as site specification.

RAINWATER GOODS - 115mm dia HR or 100mm square line UPVC guttering, fixed level using standard fascia brackets at 1000mm cc's and 68mm dia/65mm square RWP's sealed to drain at ground level. Colour/profile as site specification.

FOUL AND STORM DRAINAGE - Generally foul drainage to connect to foul sewer lateral and rainwater to discharge to rubble filled soakaways, but refer to drainage layout plan on a site by site and plot by plot basis.

OPENING	FRAME	LINTOL	LENGTH
1,2,3 & 4	PURPOSE MADE	CN71A	2550

SOUTH HOLLAND DC HOUSING 09 JUL 2000 Ref. 07396/00

Date	Description	
27/8/99	TRUSS A REVISED	A PW

REVISIONS

Swallow House, Banbury Close, West Elloe Avenue, Spalding, Lincs. PE11 2BS
Telephone : (01775) 724701 Fax : (01775) 765153
ALLISON HOMES is a trading name of SWALLOW HOMES LTD

Project :
2No TANDEM DOUBLE GARAGE

Drawing Title :
CONSTRUCTION DRAWING

Reference No : 2TDG/01
Scales : 1:100/1:50
Date : 5/8/99
Drawn : P.D.W
Drawing No :

Do not scale directly from this drawing . All discrepancies to be brought to the attention of the above office.

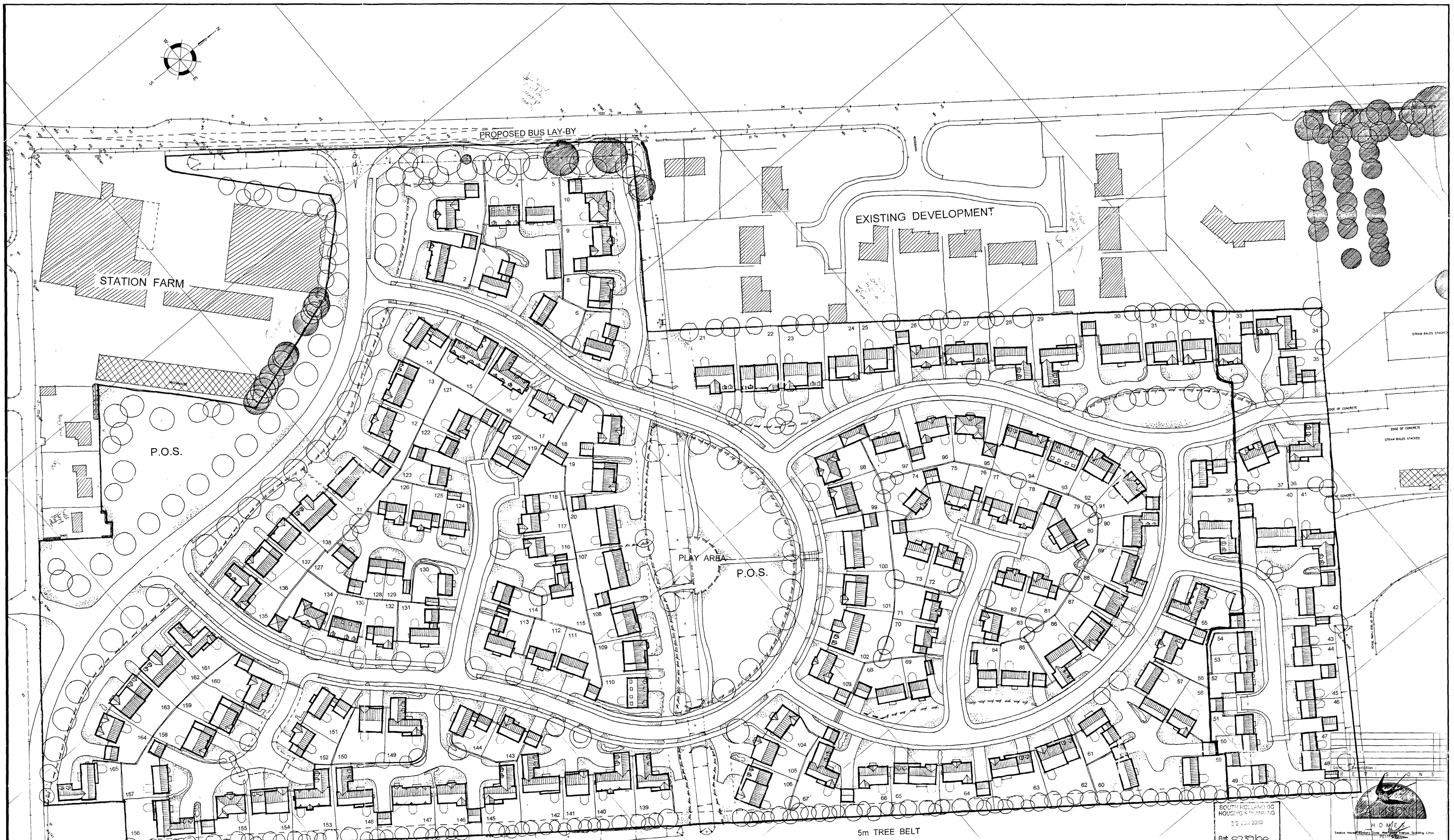

LEGEND

1.2M High Post & Rail Fence

1.2m High Post & Wire Fence

1.8m High Timber Boarded Fence

Denotes Existing Trees & Hedges

Denotes Indicative Trees & Hedges

Denotes Existing Trees & Hedges To Be Removed

SEE SEPARATE DRAWING FOR LANDSCAPING DETAILS.

The conservatory is for planning purposes only, and will not be constructed and included in the sale unless requested as an extra by the purchaser. The design is therefore indicative and may be subject to alteration to suit individual requirements.

HOUSE TYPE SCHEDULE- DEEPING ST NICHOLAS

5 BEDROOM HOUSE WITH DOUBLE GARAGE

Sheringham	11, 20, 30, 40, 100, 107	6
Woodleigh V1	13, 27, 63, 65, 94	5
Carlton V1	21, 102, 138, 162	4
Warwick V1	22, 23, 62, 106, 154, 163	6
Charlbury V1	28, 39, 86, 89, 90	5
Ardingley V1	29, 142, 148, 156, 165	5
Woburn	34, 36, 41, 67, 135, 139, 145, 149, 161	9
Newbury V2	140, 153	2
		42

4 BEDROOM HOUSE WITH DOUBLE GARAGE

Kingstone II	1, 9, 12, 1[illegible], 18, 26, 56, 64, 66, 96, 103, 164, 146, 160	14
Belvoir V2	2, 147	2
Laxton	3, 7, 14, 35, 38, 61, 113, 131, 144, 151	10
Heywood	5, 57, 59, 97, 157	5
Chertsey	6, 39, 42, 60, 87, 111	6
Harringworth	8, 19, 24, 25, 31, 32, 87, 92, 99, 101, 108, 109, 136, 158, 159	15
Mayfield II	10, 97, 98, 134, 155	5
Pembroke V1	15, 16, 55	3
Amesbury	33, 37, 91 164	4
Caversham	58, 143	2
Goldcrest	74, 121	2
		68

4 BEDROOM HOUSE WITH SINGLE GARAGE

Westland	88, 105, 137, 141, 150	5
Fernhill	44, 45, 48, 51, 52, 69, 84, 112, 114, 123	10
Claremont	115	1
		16

3 BEDROOM HOUSE WITH SINGLE GARAGE

Morton V1	4, 93, 110, 133	4
Maybury	43, 54, 124, 127, 130	5
Aldeburgh	46, 47, 49, 50, 53, 118, 119, 120, 122, 128, 129	11
Arlington	70, 72, 77, 81, 83, 116, 117, 126, 132, 152	10
Haslemere	71, 74, 78, 82, 125	5
Avebury	75, 76, 79, 80	4
		39
Grand Total		**165**

SOUTH HOLLAND DC
HOUSING & PLANNING
30 JUN 2000
Ref: 0739100

Date : Description :
R E V I S I O N S

ALLISON HOMES

Swallow House, Newbury Close, Westfield Avenue, Spalding, Lincs PE11 [illegible]
Telephone : (01775) 724701 Fax (01775) 782153

ALLISON HOMES is a trading name of SWALLOW HOMES LTD

Project :
DEEPING ST. NICHOLAS

Drawing Title :
PLANNING APPLICATION LAYOUT

Reference No :	Scales : 1:500
Drawing No :	Date : MAY '00
	Drawn:

Do not scale directly from this drawing. All discrepancies to be brought to the attention of the above office.

REVISIONS

Date	Description	
18/1/00	APPLICATION BOUNDARY REVISED DUE TO SURVEY RECOMMENDATIONS	A ME

ALLISON HOMES

10 Wye Crescent Stirling Links
Swallow House Telephone (01786) 70700 Fax (01786) 76153
ALLISON HOMES is a trading name of SWALLOW HOMES LTD

Project :
DEEPING ST. NICHOLAS

Drawing Title :
SITE SURVEY

Reference No :	Scales : 1:500
Drawing No :	Date : MAY '00
	Drawn :

Do not scale directly from this drawing. All discrepancies to be brought to the attention of the above office.

APPROVED PLAN
Ref.

SOUTH KESTEVEN DISTRICT COUNCIL
- 2 2000
Pat. 0739/00

FRUIT TREES
STRAW BALES STACKED
EDGE OF CONCRETE
GREENHOUSE
FARM BUILDING
BARN
EDGE OF CROP
EDGE OF OLD FARM TRACK
450 MM PIPE
WOODBANK
GREENHOUSE
POST