South Drove Drain
Common Drove Farm
Deeping Fen Farm
Deeping Fen Farm
Deeping Drove
Deeping Drove
Deeping Fen Farm
Deeping Fen Farm
Deeping Fen Farm


Deeping Fen
Home Farm

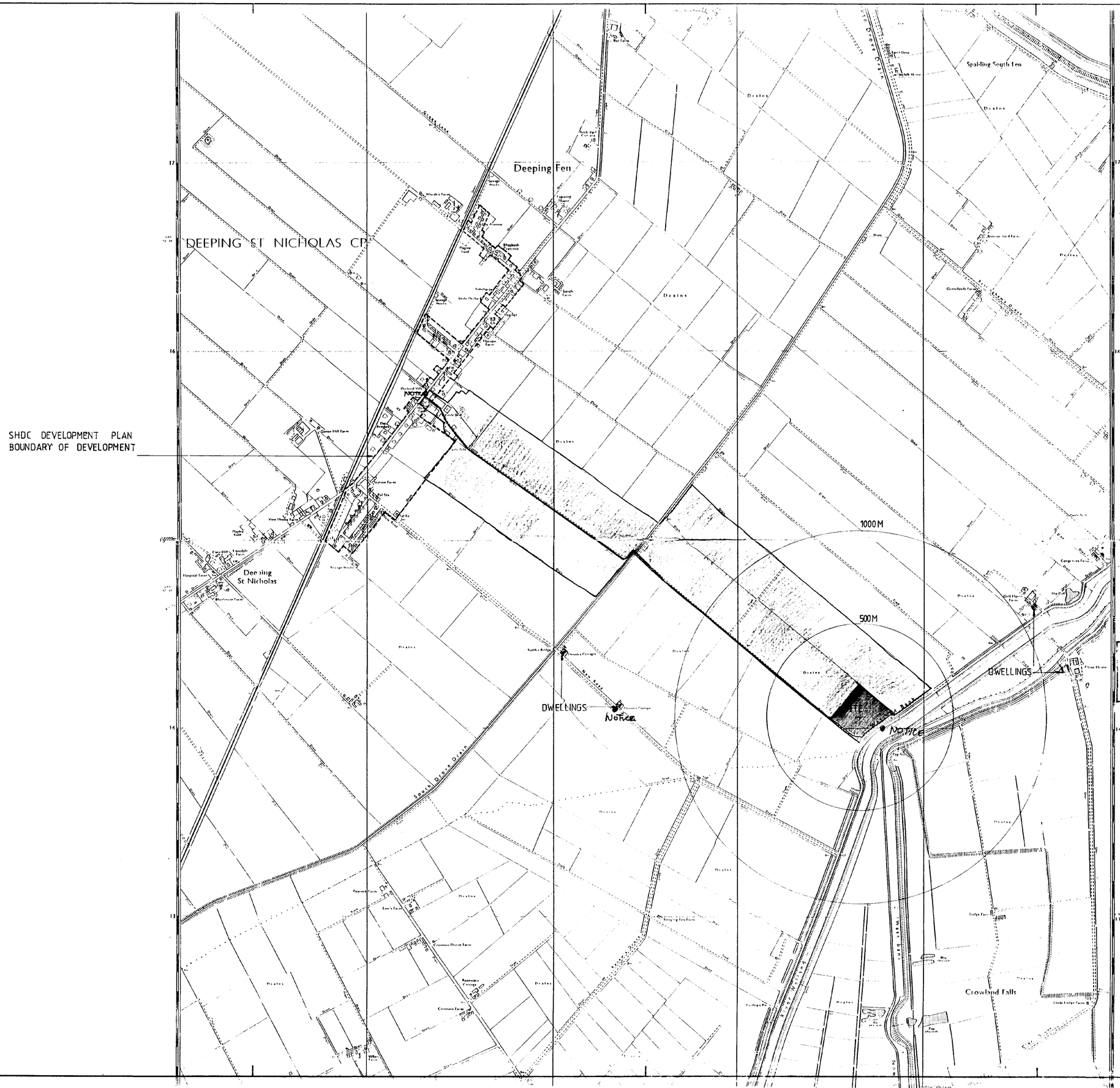

DETERMINED PLAN

Ref: 0976/96

CONTRACTOR TO CHECK ALL DIMENSIONS ON SITE BEFORE WORK COMMENCES.

revision	date	init.	revision details
A	8-10-96	B	UPDATE
B	21-10-96	B	ADD 500 & 1000M RINGS & MINIMUM DWELLINGS & BOUNDARY OF DEVELOPMENT

PODDINGTONS
43 Double Street,
Spalding,
Lincs, PE11 2AA
Telephone:
Spalding (0775) 761856
768296
architectural design consultants

project
Proposed Turkey Growing Farm
At
Home Farm, Deeping St. Nicholas
For
Mr R. Turner

drawing
Location Plan

scale
1:10000

drawing no
MRN/2337/3
A B

GAS STORAGE TANK
12 TONNE TANK

CONCRETE ACCESS ROAD INTO SITE

FOUL WATER STORAGE TANK 7.6 m ø x 2.6m HIGH

AMENITY BUILDING WITH GRAVELLED PARKING AREA SEE DRWG 2332-1

FRESH WATER STORAGE TANK 21,000 GALLON CAPACITY

EXISTING CONCRETE ACCESS TRACK TO BE REPAIRED WITH TARMAC

PRIVATE DRAIN

PROPOSED GATES

FARM MANAGERS DWELLING. SEE DRAWING 2337-5

EXISTING OVER HEAD ELECTRIC CABLES

EXISTING RATTLED ASCOT CONCRETE TOPPED WITH TARMAC

CONCRETE ROADWAY

GRAVEL

GRAVEL

GRAVEL

GRAVEL

GRAVEL

GRAVEL

GRAVEL

WELLAND BANK

RIVER WELLAND

EXISTING TRACK

DRIVE GROUND SURFACE WATER LAGOON. OUTFALL FROM LAGOON TO BE RESTRICTED TO A MAXIMUM OF 1.55 LITRES/SECOND EQUIVALENT TO AGRICULTURAL STANDARD OF 1.4 l/s PER HECTARE

NORTH

PRIVATE DRAIN

TURKEY CROSSING SIGNS SEE DRWG 2337-2

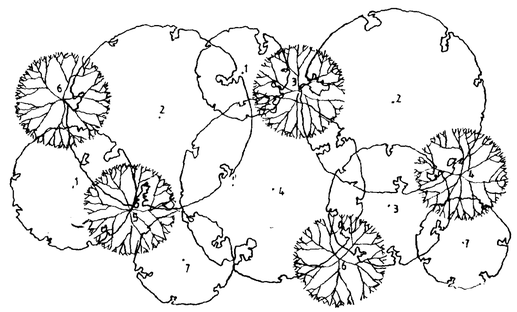

PART ENLARGEMENT OF TREE BELT SCALE 1-200 (TYPICAL PLANTING)

NO	TREE SPECIES	PERCENTAGE RATIO OF TREE SPECIES
1	PINUS SYLVESTRIS	15%
2	FRAXINUS EXCELSIOR	15%
3	POPULUS TREMULA	10%
4	PRUNUS AVIUM	15%
5	ACER CAMPESTRE	20%
6	CRATAEGUS MONOGYNA	15%
7	PRUNUS LAUROCERASUS	10%

TREE BELTS TO BE PLANTED AS FOLLOWS
1-4 INC 6.0m CTRS APPROX. STANDARDS WITH 1.8m CLEAR STEM HEIGHT
5-6 INC 3.0m CTRS APPROX. FEATHERED WITH 1.8m LONG CLEAR SHOT
7 10.0m CTRS 0.9m HIGH APPROX
5-7 INC TO PROVIDE LOWER LEVEL/INFILL SCREENING WITH 1-4 INC PROVIDING THE DOMINANT ELEMENT OF THE BELT

CONTRACTOR TO CHECK ALL DIMENSIONS ON SITE BEFORE WORK COMMENCES.

revision	date	init.	revision details
A	1-10-96	AJ	ADD CHAINSAWING
B	22-11-96	AJ	MOVE AMENITY 10m WEST & ADD ACCESS

AMENDED PLAN
Ref.

-2 DEC 1996
Ref: 0976/96

NOT ACCEPTED BY LCC SEE H/A/GAI dated 10-12-96

PODDINGTONS
Architectural Design Consultants
43 Double Street, Spalding, Lincs. PE11 2AA
Tel: 0775 761856 & 768296. Fax: 0775 710218

project
PROPOSED TURKEY REARING FARM AT HOME FARM, DEEPING ST. NICHOLAS, FOR MR R. TURNER.

drawing
SITE PLAN

scale 1-500

drawing no 2337-6

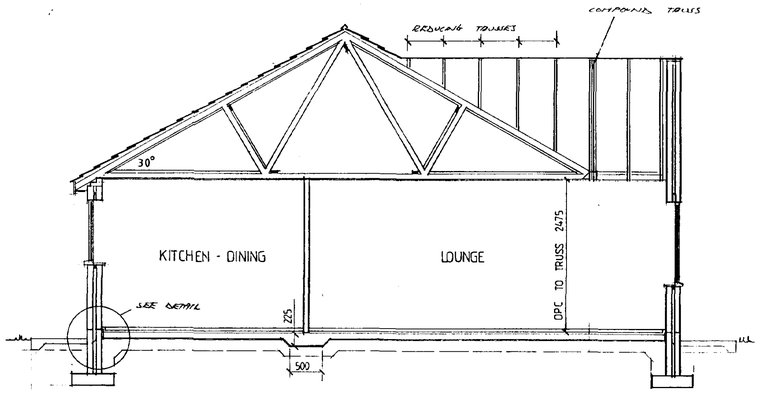

SECTION

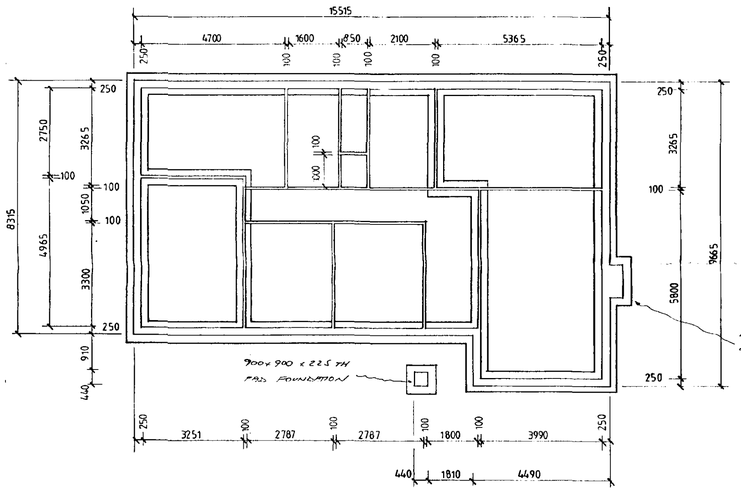

FOUNDATION PLAN

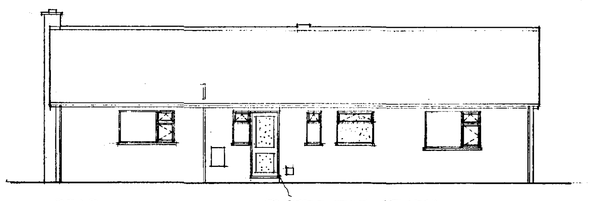

REAR

MOVEMENT JOINT SEE DETAIL

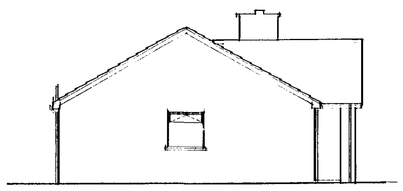

SIDE

ALL WINDOWS, EXTERNAL DOORS, FASCIA & SOFFIT TO RECEIVE 'SADOLIN' NO 6 REDWOOD STAIN & FINISHING COAT

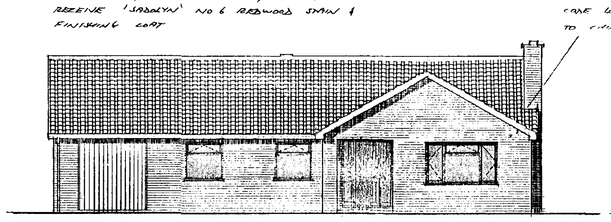

FRONT

CAPE & LEAD FLASHING TO CHIMNEY

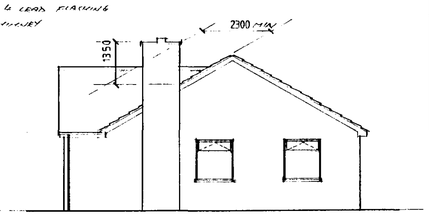

SIDE

PITCHED ROOF

~~CONCRETE~~ DUTCH CLIMAX CONCRETE TILES, FIXING AS THEY ARRIVED UPON SINGLE STOREY BUILDING, WHERE TIMBER OF 44.1/2" & CARLIGHT 2 OF EXCLUDE. 38x25 T.T BATTENS ON TORNAPOL BRAND BARRING FELT WITH 150mm LAPS HORIZONTALLY & VERTICALLY ON PINE TYPE ROOF TRUSSES AT 600 CTRS. TRUSSES TO BE CONSTRUCTED, ERECTED & BRACED IN ACCORDANCE WITH BS 5268 PT 3 1985

100x 38 RAFTERS (6 nr) BUILT WITH GABLE WALLS

100x 25 WIND BRACING & BRACING TO TOP OF CEILING TIES

100x38 BRACING TO INTERNAL PARTITIONS

100x65 WALL PLATE, RAFTERS & CEILING TIES SECURED TO WALLS WITH MIN 30x5mm m/s GALV STRAPS AT MAX 2m CTRS. PROVIDE SOLID NOGGINGS BENEATH STRAPS TO TRUSSES. 150mm TH FIBREGLASS QUILTEN CEILING JOISTS. 15mm GYPROC DURLEX PLASTERBOARD & ARTEX FINISH. TO GARAGE CEILING ONLY PROVIDE 12mm TH PLASTERBOARD WITH ALL JOINTS PLASTERED.

SEE 400 CEILING WIDTH RAFTER, RESULTING NORMAL TRUSS SPACING SEE DETAIL FOR TANK SUPPORT

EAVES

EAVES UNVENT AT RAFT WITH 65mm TH INSULATION BLOCK UNDER FLAT 100mm HOP/MIC GUTTER LAID TO 1:400 FALL C/W 83mm ø DOWNPIPE 35mm TH STAINED RADIA RAPID. 10mm TH STAINED PLYWOOD SOFFIT C/W 6LIGHT VENT CONTINUOUS SOFFIT VENTILATOR & VENT UNIT ABOVE

WINDOWS

STD TANALITH & PAUL STAINED WINDOWS WITH 1.6 TYPE INSULATED GALV STEEL LINTELS OVER C/W PVC CAVITY BAFFLE TRAY. CLOSE CAVITY AT CILL & JAMBS TO OPENINGS R.L INC WITH PTC THERMAMATE SD CAVITY CLOSURE. CAVITY CLOSURE TO OPENINGS MIN TO BE DONE WITH VERTICAL DPC & DENSON BLOCKWORK.

OPENING	WINDOW REF	LINTEL REF	OTHER
A	3/2T opp	LIS 2100	D/G TV
B	2/0W	LIS 1500	D/G TV
C	N/0V	LIS 900	S/G
D	MN/0V	LIS 1800	S/G TV
E	3/0T opp	LIS 2100	D/G TV
F	2/3W	LIS 1500	D/G
G	2/3W	LIS 1500	D/G GV
H	4/3 CWC	LIS 2700	D/G TV
J	FRD 165	LIS 1950	S/G
K	2/2W	LIS 1500	D/G TV
L	2/2W	LIS 1500	D/G TV
M	UF7070W	LIS 2550	
N	2/2W	LIS 1500	S/G

D/G = DOUBLE GLAZE
S/G = SINGLE GLAZE
TV = FACTORY FITTED TRICKLE VENT IN SASH & TO GIVE MIN 4000 mm² OF VENTILATION
GV = SITE FITTED GRILLED IN MASTIC VENTILATOR TO GIVE MIN 7115 mm² OF CONTINUAL VENTILATION

GARAGE DOOR

2134 x 2134 up & over STEEL GARAGE DOOR SET IN 75x75mm TIMBER FRAME WITH 1.6 L/S LINTEL OVER

CAVITY WALL

100mm IBSTOCK CAVITY FACTURE FACE BRICK
50mm CAVITY FILLED WITH SOLIDTH NOMINAL CAVITY WALL BATTS
100mm TH HEMELITE LI BLOCKS WITH 12mm RENDER & SKIM

INTERNAL WALLS

TO BE 100mm TH HEMELITE LI BLOCKS & LINTELS OVER DOORS TO BE 100mm WIDE 1.6 INTERNAL LINTELS. WHERE WALLS BUILT OFF THICKENED UP FOUNDATION SLAB PROVIDE DPC TO BASE OF WALL BACK OF GARAGE WALLS TO BE LINED WITH 32mm TH GYPROC URETHANE LAMINATE BOARD. INTERNAL WALLS 2.4" (730mm) WIDE

D.P.C.

PVC DPC TO BE MIN 150mm ABOVE G.L & CONTINUOUS WITH DPT IN FLOOR

FLOOR

60mm TH SAND & CEMENT SCREED (MIN) ON 1200g POLYTHENE SLIP MEMBRANE ON 25mm TH FLOORMATE 200 AS MANUFACTURED BY DOW CONSTRUCTION PRODUCTS. TURN UP FLOORMATE AT PERIMETER SEE DETAIL. 100mm TH C/RF CONCRETE SLAB ON 1200g POLYTHENE DPT ON MIN 150mm BLINDING & CONSOLIDATED HARDCORE WHERE INTERNAL WALLS ARE BUILT OFF FLOOR THICKEN SLAB WIDENED WALL TO 225mm TH FOR A WIDTH OF 500mm

NOTE! NO INSULATION TO BE PLACED UNDER HEARTH TO FIRE & TO BOILER

FOUNDATION

450 x 225 C.I.S.P CONC POURED TO 250mm CAVITY WALLS
400 x 225 " " " 100mm WALLS
FOUNDATIONS TO BE TAKEN DOWN TO SUITABLE LOAD BEARING STRATA AS PROVED ON SITE WITH L.A. BUILDING INSPECTOR
CLASS B' BLOCKS BELOW D.P.C. LEAN MIX CONC CAVITY FILL TO WITHIN 30mm OF D.P.C.

HOT WATER STORAGE & HEATING CONTROLS

STD HOT WATER STORAGE SYSTEM WITH VENT PIPE TO ATMOSPHERE FACTORY INSULATED CYLINDER. ALL PIPES IN ROOF SPACE TO BE LAGGED. FIT T.R.V TO ALL RADIATORS. FIT THERMOSTAT & TIME SWITCH TO HOT WATER STORAGE CYLINDER. ALL PIPEWORK IN FLOOR TO BE SET IN METAL DUCTS C/W REMOVABLE TIMBER COVERS

PLUMBING

100 ø SVP TO TERMINATE WITH BIRD CAGE MIN 900mm ABOVE WINDOW HEAD. 100 ø SOIL PIPE. WC TO CONNECT TO SVP/SOIL SOIL PIPE ABOVE G.L. 75mm DEEP SEAL TRAP & 38mm ø WASTE PIPE TO SINK, WM & BATH. NO CONNECTION TO SVP/SOIL SOIL STACK WITHIN 450mm OF INVERT OF MAIN. PROVIDE RODDING EYES TO ALL BENDS & CHANGE OF DIRECTION OF WASTE PIPES. RODDING EYE TO BASE OF SVP

STORM DRAINAGE

PIPE SIZES AS FOR FOUL DRAINS. DRAINS TO RUN TO MIN 1/40 SOAKAWAYS SITED MIN 5m FROM BUILDING

FOUL DRAINAGE

HARLEY 150 ø UPVC & PLASTIC I.C WITH 150mm DEA GRAVEL BED & SURROUND. 150mm TH CONC SURROUND TO TOP OF I.C. HARLEY 100 ø SMOOTH PVC MAINS, FLEXIBLE JOINTED WITH 150mm DEA GRAVEL BED & SURROUND & LAID GRADIENT 1-40 & 1-80 FALL WHERE PIPES HAVE LESS THAN 600mm OF COVER PROVIDE CONC PAVING SLABS AS BRIDGING OVER DEA GRAVEL.

DRAINS TO RUN TO 600 GAL SEPTIC TANK SITED MIN 15m AWAY FROM BUILDINGS WITH MIN 2.5m OF SUB IRRIGATION PIPES. (INSTALLATION OF SEPTIC TANK & LENGTH OF IRRIGATION PIPES TO BE DETERMINED BY SOIL POROSITY TESTS)

FIRE & HEARTH

HEARTH TO BE BUILT TO DIMENSIONS SHOWN NOTE NO INSULATION TO BE PLACED BENEATH HEARTH. OPEN FIRE TO BE CAPABLE OF BURNING SMOKELESS FUELS. MIN 200 ø CURV FLUE LINERS TO BS1181 & LAID SOCKET UPWARDS. OPEN FIRE TO BE FITTED WITH SUITABLE HOOKS FOR EFFECTIVE FITTING OF LINERS. COMBUSTION AIR PROVIDED BY LIFE FITTED VENTILATOR FITTED TO WINDOW G

BOILER

70,000 BTU (20½ kw) CALOR GAS FIRED BOILER FLOOR MOUNTED. FLUE OUTLET FROM BOILER TO CONNECT TO HARLEY FLUE BLOCK SYSTEM. FLUE BLOCKS TO TERMINATE AT CEILING LEVEL & CONTINUE WITH THIN WALL STAINLESS STEEL FLEXIBLE 125mm ø & THIS TO TERMINATE WITH RIDGE VENT TILE. COMBUSTION AIR PROVIDED BY BRICK AIR 225 x 225 RECTANGULAR HOLE AIR BRICK UNDER 10150 m² OF VENT AREA. FIT FLY SCREEN TO ROOM SIDE OF AIR BRICK NOTE! FLUE BLOCKS ARE SUITABLE FOR BOILERS UP TO 27.6 kw/ 95,000 BTU MAXIMUM

MECHANICAL VENTILATION

TO KITCHEN PROVIDE MECHANICAL VENTILATION TO GIVE INTERMITTENT EXTRACTION OF 60 LITRES/SECOND REDUCED TO 30 LITRES/SECOND IF HOUSED IN COOKER HOOD.

TO BATHROOM PROVIDE MECHANICAL VENTILATION TO GIVE INTERMITTENT EXTRACTION OF 15 LITRES/SECOND.

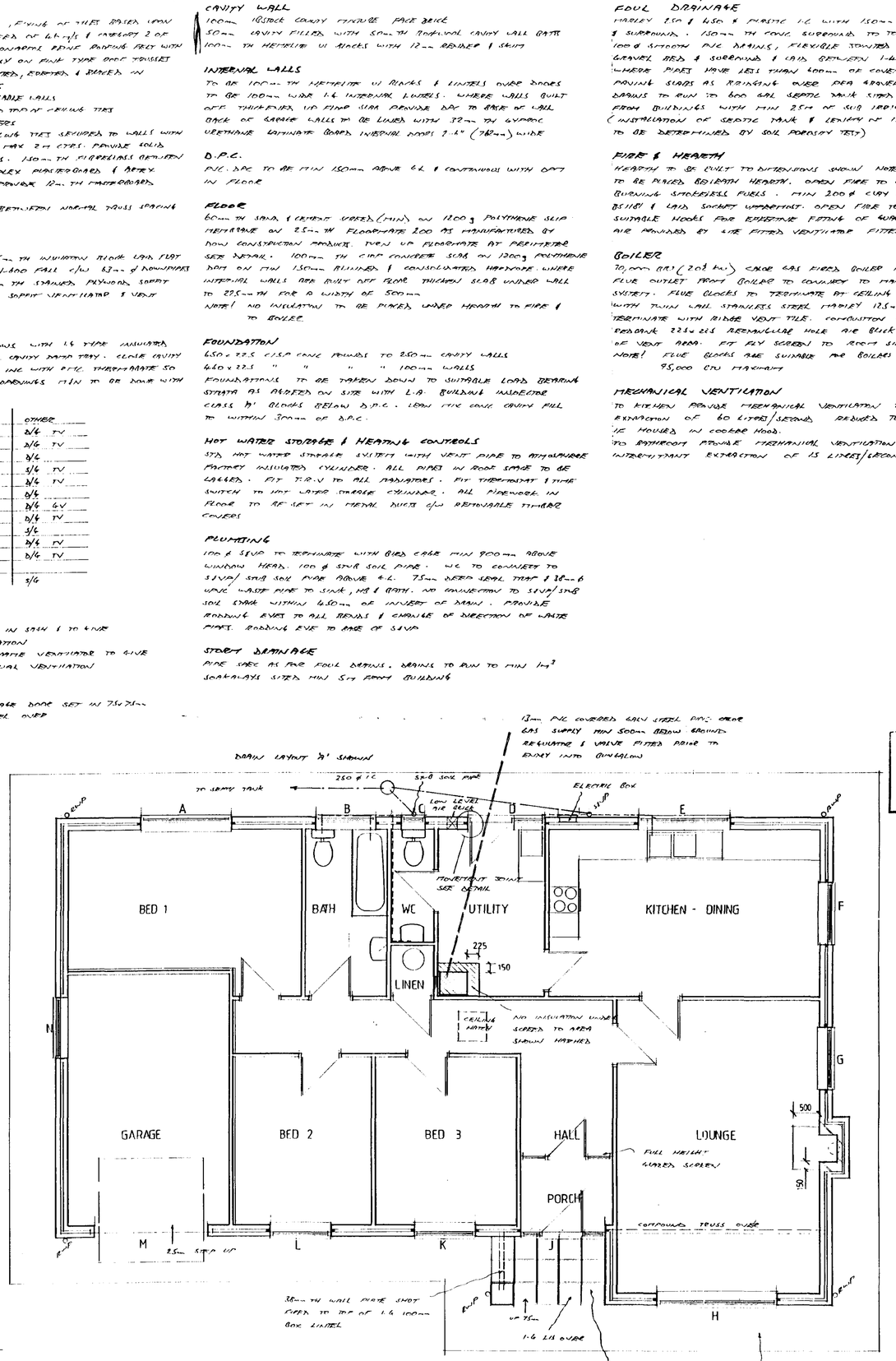

SOUTH HOLLAND DISTRICT COUNCIL
21 OCT 1996
DETERMINED PLAN
Ref: 0976/96

CONTRACTOR TO CHECK ALL DIMENSIONS ON SITE BEFORE WORK COMMENCES.

revision	date	init.	revision details

PODDINGTONS
43 Double Street, Spalding, Lincs. PE11 2AA
Telephone: Spalding (01775) 761856 768296
architectural design consultants

project: PROPOSED MANAGERS BUNGALOW
FOR
MR R. TURNER

drawing: WORKING DRAWING

scale: 1-50 1-100
drawing no: 2337-5

date: APRIL 96
status: FINAL

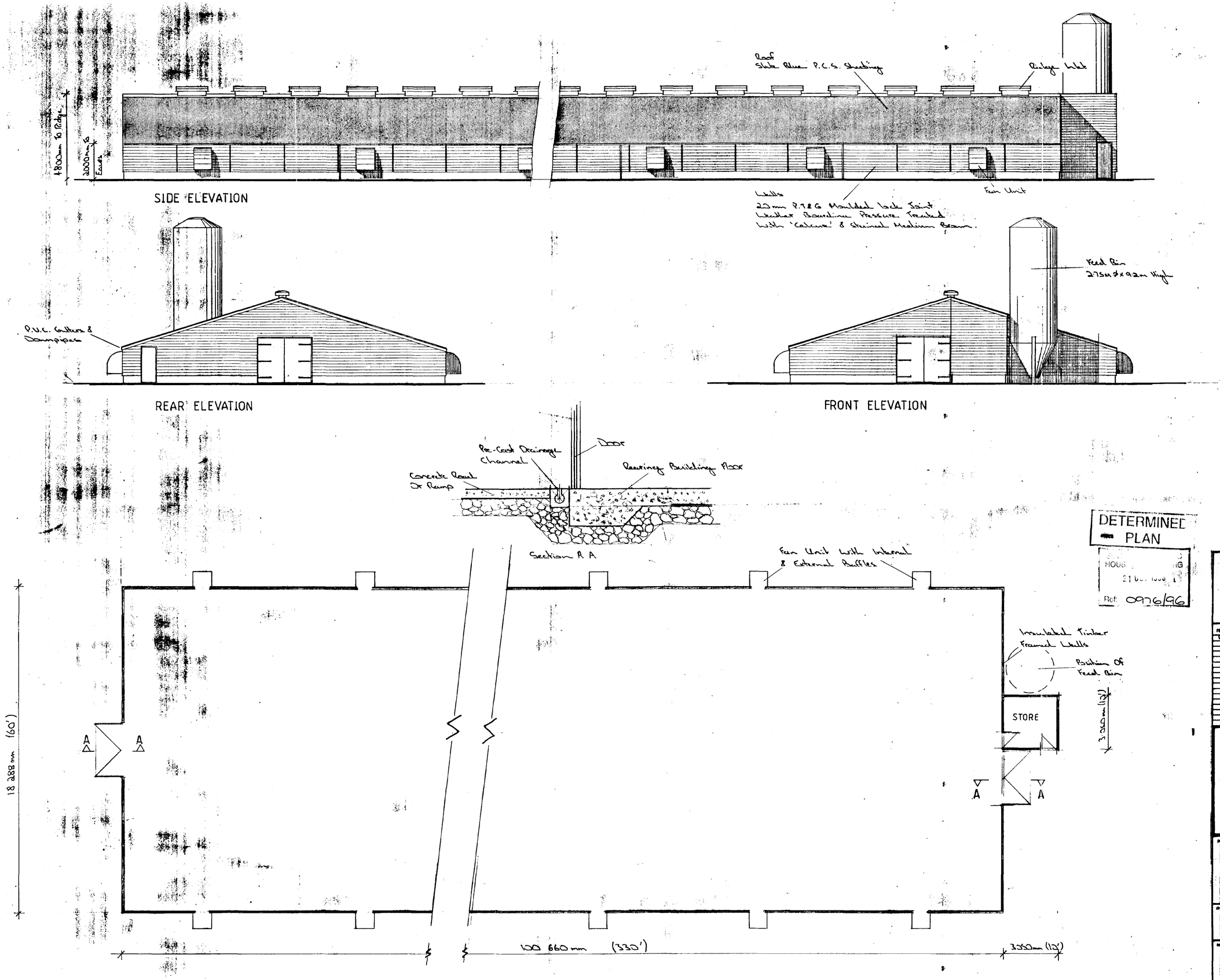

DETERMINED PLAN
HOUS... ...G
21 ... 1996
Ref: 0976/96

CONTRACTOR TO CHECK ALL DIMENSIONS ON SITE BEFORE WORK COMMENCES.

revision	date	init.	revision details
A	23/8/89	MRH	Show wash drain.

PODDINGTONS
43 Double Street, Spalding, Lincs. PE11 2AA
Telephone: Spalding (0775) 61096 / 62796
architectural design consultants

project
TURKEY GROWING UNIT
FOR
MR R. TURNER

drawing
FLOOR PLAN & ELEVATIONS

scale
1/100
1/20

drawing no.
MRH/2289/2

date
AUGUST 89

checked

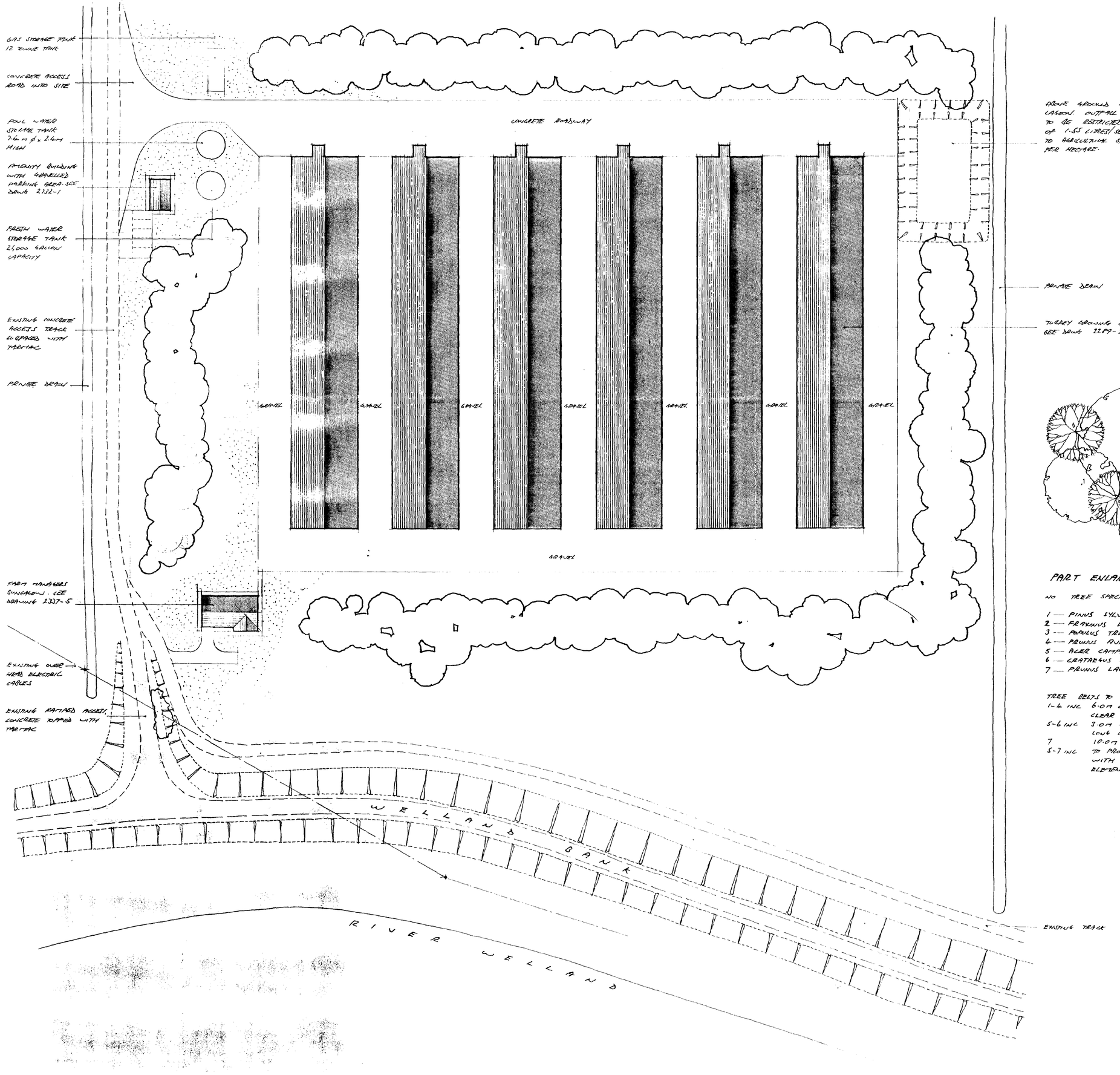

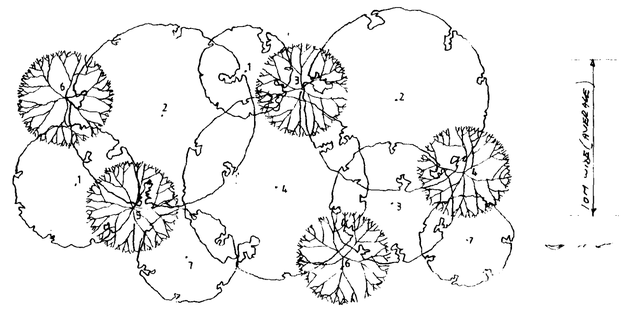

PART ENLARGEMENT OF TREE BELT SCALE 1-200 (TYPICAL PLANTING)

NO	TREE SPECIES	PERCENTAGE RATIO OF TREE SPECIES
1	PINUS SYLVESTRIS	15%
2	FRAXINUS EXCELSIOR	15%
3	POPULUS TREMULA	10%
4	PRUNUS AVIUM	15%
5	ACER CAMPESTRE	20%
6	CRATAEGUS MONOGYNA	15%
7	PRUNUS LAUROCERASUS	10%

TREE BELTS TO BE PLANTED AS FOLLOWS

1-4 INC 6.0m CTRS APPROX. STANDARDS WITH 1.8m CLEAR STEM HEIGHT

5-6 INC 3.0m CTRS APPROX. FEATHERED WITH 1.8m LONG CLEAR SHOOT

7 10.0m CTRS 0.9m HIGH APPROX

5-7 INC TO PROVIDE LOWER LEVEL/INFILL SCREENING WITH 1-4 INC PROVIDING THE DOMINANT ELEMENT OF THE BELT

CONTRACTOR TO CHECK ALL DIMENSIONS ON SITE BEFORE WORK COMMENCES.

revision	date	init.	revision details
A	15-08-96	[illegible]	ADD CROSSCAPING

Ref: 0976/96

DETERMINED PLAN

PODDINGTONS
Architectural Design Consultants
43 Double Street, Spalding, Lincs. PE11 2AA
Tel: 0775 761856 & 768296. Fax: 0775 710218

project
PROPOSED TURKEY REARING FARM AT HOME FARM, DEEPING ST. NICHOLAS, FOR MR R. TURNER.

drawing
SITE PLAN

scale	drawing no.
1-500	2337-6
	A
date	drawn
[illegible] 96	

Ref. 0976/96
SOUTH HOLLAND DC
HOUSING & PLANNING
21 NOV 1996
Ref.
AMENDED PLAN
DETERMINED PLAN
Ref.

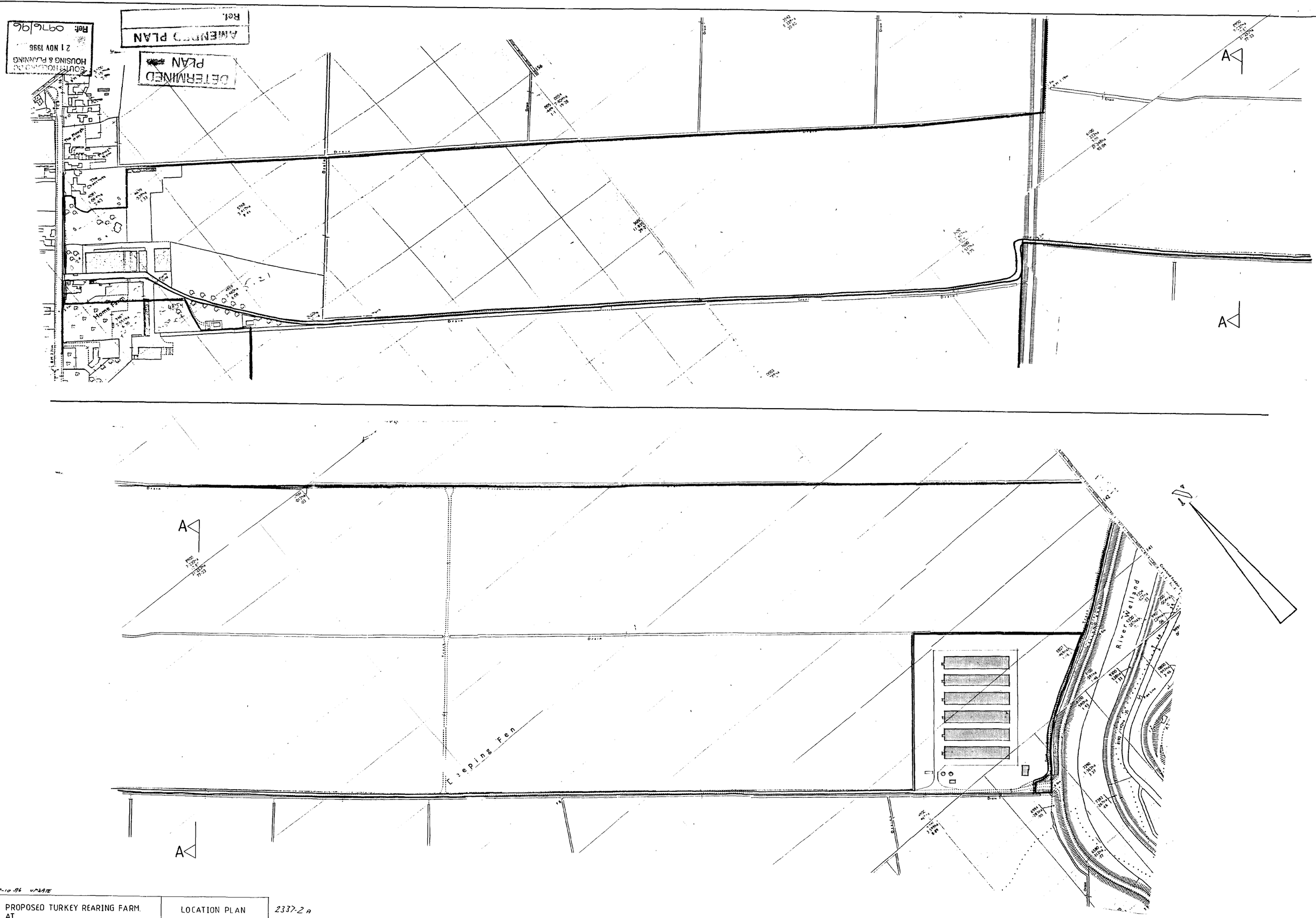
A
A
A
A
Drain
Home Farm
Keepers Cott
The Poultry Unit
The Overhouse
Keepers Cott
Keepers Cott
Keepers Cott

Superceded

* NOTE : EXISTING SITE FRONTAGE HEDGING EITHER SIDE OF EXISTING ACCESS TO BE REDUCED IN HEIGHT TO 750 MM MAX FROM FOOTPATH LEVEL

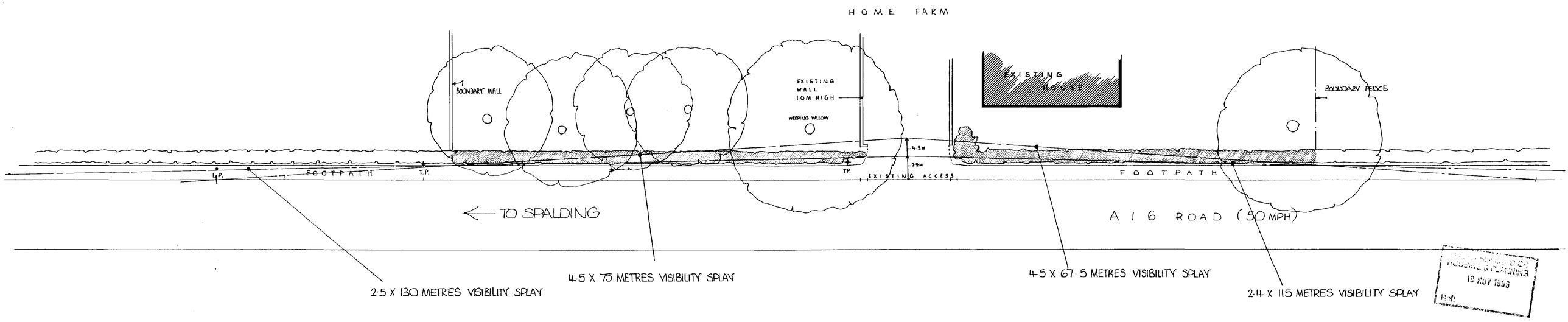

HOUSING & PLANNING 19 NOV 1966 Ref:

PROPOSED TURKEY REARING FARM, HOME FARM, DEEPING ST NICHOLAS FOR MR R. TURNER SCALE 1:200 DRG Nº 2337

PODDINGTONS 0775 761856
44 DOUBLE ST, SPALDING

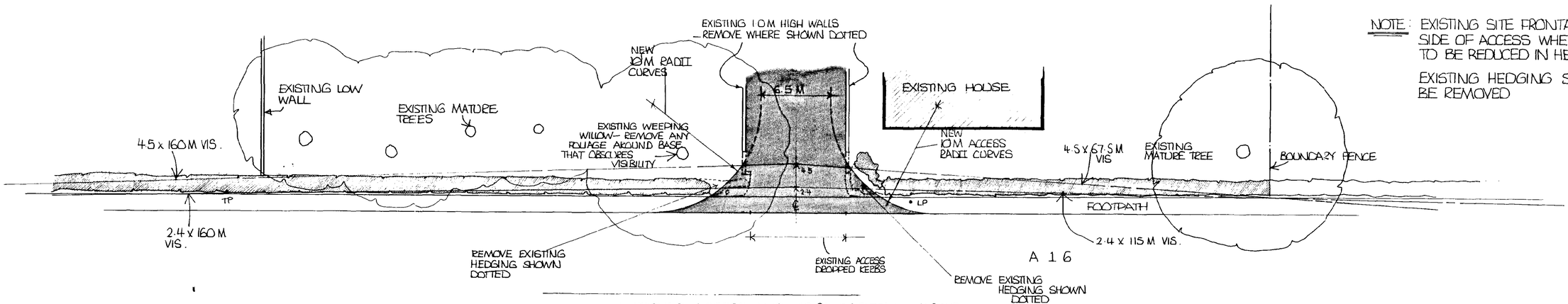

NOTE: EXISTING SITE FRONTAGE HEDGING EITHER SIDE OF ACCESS WHERE HATCHED THUS ▨ TO BE REDUCED IN HEIGHT TO 750 MM MAX

EXISTING HEDGING SHOWN ⋯⋯ TO BE REMOVED

IMPROVED ACCESS AND VISIBILITY DETAIL 1:200

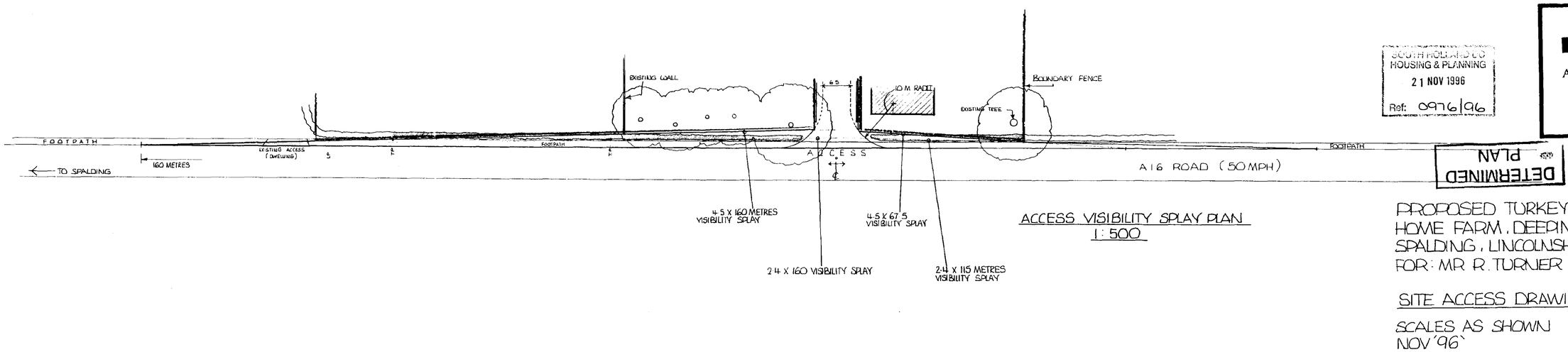

ACCESS VISIBILITY SPLAY PLAN
1:500

SOUTH HOLLAND D.C.
HOUSING & PLANNING
21 NOV 1996
Ref: 0976/96

DETERMINED PLAN

AMENDED PLAN
Ref.

PODDINGTONS
Architectural Design Consultants
43 Double Street, Spalding, Lincs. PE11 2AA
Tel: 01775 761856 & 768296. Fax: 01775 710218

PROPOSED TURKEY REARING FARM,
HOME FARM, DEEPING ST. NICHOLAS,
SPALDING, LINCOLNSHIRE
FOR: MR R. TURNER

SITE ACCESS DRAWING

SCALES AS SHOWN
NOV '96

DRG NO D 2337-30

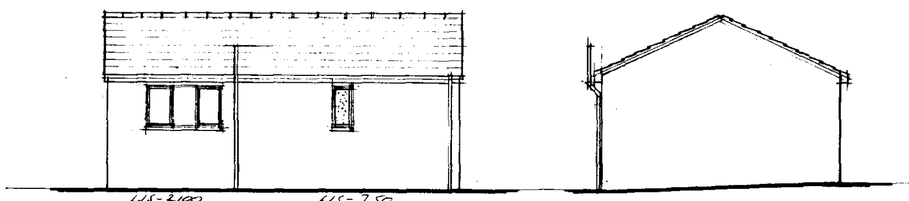

WEST

SOUTH

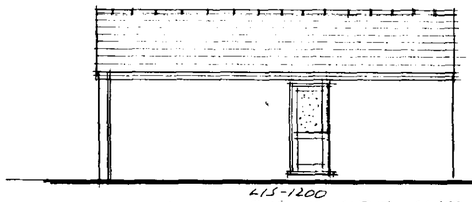

EAST



NORTH

PLUMBING

100 ø SVP & TRAIS TO TERMINATE WITH BIRD CAGE MIN 900mm ABOVE WINDOW HEAD. 75mm DEEP SEAL TRAPS THRO'OUT. SHOWER & HB TO HAVE 32 ø WASTE PIPES, SINK 40ø. SHOWER TRAY TO BE LAGGED 150m- OF FLOOR TO GIVE ACCESS TO TRAP. FIT RODDING EYES TO ALL BENDS & CHANGE OF DIRECTION OF WASTE PIPES.

MECHANICAL VENTILATION

TO SHOWER ROOM PROVIDE MECHANICAL VENTILATION CAPABLE OF GIVING INTERMITTENT EXTRACTION OF 15 LITRES/SECOND. TO REST ROOM FIT MECHANICAL VENTILATION CAPABLE OF GIVING INTERMITTENT EXTRACTION OF 200 LITRES/SECOND. SEE CLIENT RE MODE OF OPERATION OF FANS.

FIRE PRECAUTIONS

PROVIDE 1NO 9 LITRE WATER & 1NO 2kg CARBON DIOXIDE FIRE EXTINGUISHER.

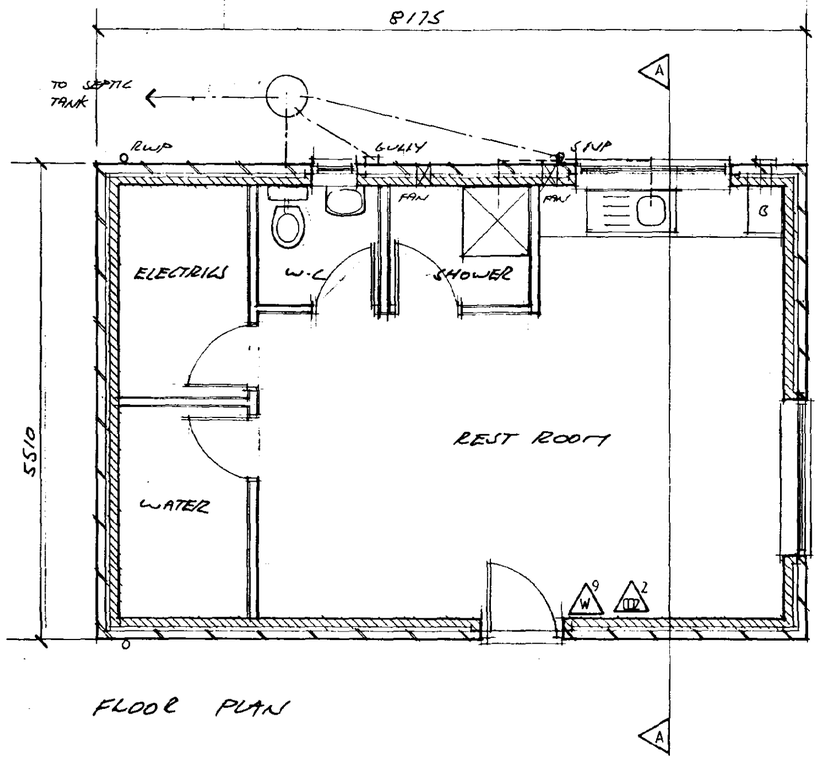

FLOOR PLAN

PITCHED ROOF

SANDTOFT LUNAR CONCRETE INTERLOCKING TILES SMOOTH FINISH RUSTIC COLOUR LAID WITH MIN 75mm LAP & WITH EACH TILE FIXED TO 38x25 T.T. BATTENS ON REINFORCED FELT WITH 150 LAPS ON PREFABRICATED TIMBER TRUSSES AT 600 CTRS & THESE TO BE CONSTRUCTED ERECTED & BRACED IN ACCORDANCE WITH BS 5268 PT 3 1985.
100x25 WIND BRACING
100x38 LONGITUDINAL BRACING & THESE TO BE BUILT INTO GABLE WALL
100x65 WALL PLATE
RAFTER, CEILING JOIST & WALL PLATE TO BE SECURED TO WALL WITH 30x5 m/s GALVANISED STRAPS AT MAX 2m CTRS. FIT SOLID NOGGINGS UNDER STRAPS TO RAFTER & CEILING JOIST. 15mm PLASTERBOARD & ARTEX CEILING WITH NOGGINGS AS REQ'D.
560x600 CEILING HATCH FORMED BETWEEN TRUSS SPACING.
100 TH FIBREGLASS LAID BETWEEN CEILING JOIST.

EAVES

100 HR/PVC GUTTER LAID FLAT WITH 68 ø DOWNPIPES ON 150x25 TIMBER FASCIA WITH GLIDEVALE FV100 OVER THE FASCIA VENTILATOR. WITH RV601 EAVES VENTILATOR TRAY 9mm EXTERIOR GRADE PLYWOOD SOFFIT. WALL & ROOF INSULATION TO BE CONTINUOUS.

CAVITY WALL

265 CAVITY WALL COMPRISING
100 IBSTOCK COUNTY MIXTURE FACE BRICK
65 CAVITY FILLED WITH 65 TH ROCKWOOL CAVITY WALL BATTS
100 HEMELITE (TARMAC) CLOSE TEXTURED BLOCKWORK.

STUD WALLS

FORMED WITH 75x50 TIMBER STUDS AT 400 CTRS & CLAD BOTH SIDES WITH 13mm PLASTERBOARD & SKIM (FOIL BACKED IN SHOWER ROOM). 75mm FIBREGLASS INFILL BETWEEN STUDS. PVC DPC UNDER SOLE PLATE

JOINERY

STD BOULTON & PAUL JOINERY WITH SEALED DOUBLE GLAZED UNITS 4-6-4. 1.6 TYPE GALVANISED STEEL LINTELS OVER WITH PVC CAVITY DAMP TRAY. CLOSE CAVITY TO CILL & TAMP WITH RIGID INSULATING DPC. LINE WINDOW & DOOR REVEALS WITH 25 TH THERMAL PLASTERBOARD & SKIM FINISH

DPC

PVC DPC IN OUTER SKIN TO BE MIN 150 ABOVE GROUND LEVEL.
" " " INNER SKIN TO BE CONTINUOUS WITH DPM IN FLOOR

FLOOR

100mm STD CONCRETE WITH POWERFLOAT FINISH ON 1200g POLYTHENE DPM ON 35mm STYROFOAM & THIS TO BE TURNED UP AT PERIMETER OF FLOOR. MIN 150m TH BLINDED & CONSOLIDATED HARDCORE.

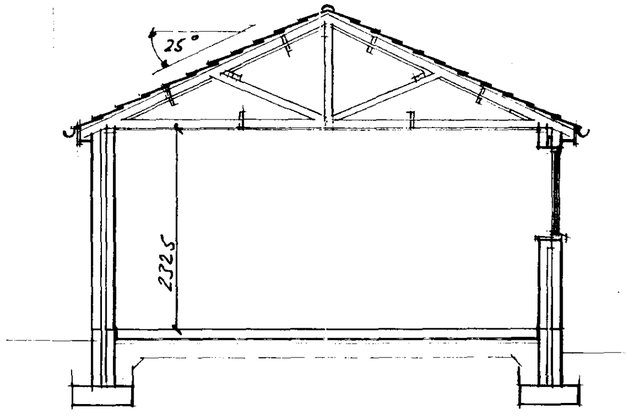

SECTION

FOUNDATIONS

700x225 STD CONCRETE FOUNDATIONS & THESE TO BE TAKEN DOWN TO SUITABLE LOAD BEARING STRATA AS AGREED ON SITE WITH L.A. BUILDING INSPECTOR. LEAN MIX CONCRETE CAVITY FILL TO WITHIN 150 mm OF DPC. CONCRETE BLOCKS BELOW GROUND LEVEL.

HEATING

COMBI GAS FIRED BOILER. BALANCED FLUE WITH UNDE GUARD TO FLUE OUTLET. ALL PIPES IN ROOF SPACE TO BE LAGGED. FIT TRV TO ALL RADIATORS. FIT TIME CLOCK & THERMOSTAT TO BOILER

STORM DRAINAGE

100 ø PVC PIPES FLEXIBLE JOINTED & LAID TO 1-100 FALL WITH 150mm OF PEA GRAVEL BED & SURROUND. DRAINS TO DISCHARGE INTO MIN 1m³ SOAKAWAY SITED MIN 5m FROM BUILDING.

FOUL DRAINAGE

100 ø PVC PIPES FLEXIBLE JOINTED & LAID TO BETWEEN 1-60 & 1-80 FALL WITH 150mm OF PEA GRAVEL BED & SURROUND.
600x450 I.C CONSTRUCTED FROM PRECAST CONC RINGS ON 150TH CONCRETE BASE & 150 TH CONCRETE BACKFILL. GRADE 'A' DUCTILE IRON COVER & FRAME SET IN 1200 x 1050 x 150 CONC SLAB.
250x65 PRESTRESSED CONCRETE LINTEL OVER DRAINS PASSING THRO' WALLS. DRAINS TO RUN TO 2700 LITRE SEPTIC TANK SITED MIN 15m FROM BUILDINGS WITH MINIMUM 25m OF SUB IRRIGATION PIPES (INSTALLATION OF SEPTIC TANK & IRRIGATION PIPES TO BE DETERMINED BY SOIL POROSITY TEST) IF SOIL POROSITY TEST PROVES INADEQUATE THEN MINIMUM 18000 LITRE CESSPOOL TO BE USED

HOUSING
21 OCT 1996
Ref: 0976/96
DETERMINED PLAN

CONTRACTOR TO CHECK ALL DIMENSIONS ON SITE BEFORE WORK COMMENCES.

revision	date	init.	revision details

PODDINGTONS
Architectural Design Consultants
43 Double Street, Spalding, Lincs. PE11 2AA
Tel: 0775 761856 & 768296. Fax: 0775 710218

project
PROPOSED ANCILLARY BUILDING
FOR
MR. R. TURNER.

drawing

scale
1-50
1-100

drawing no
2732-1

size
SHEET 01

drawn RLT

checked