M.D. FOULKES Building Design & Construction Services

Job A.C. Drg. N° 3.

scales 1:50 1:20

SCHEME 4

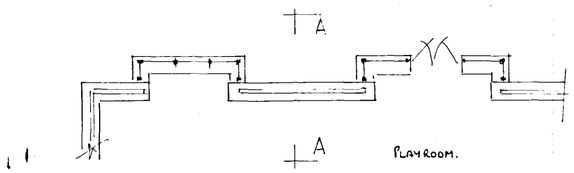

existing layout

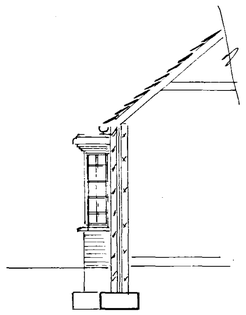

A - A

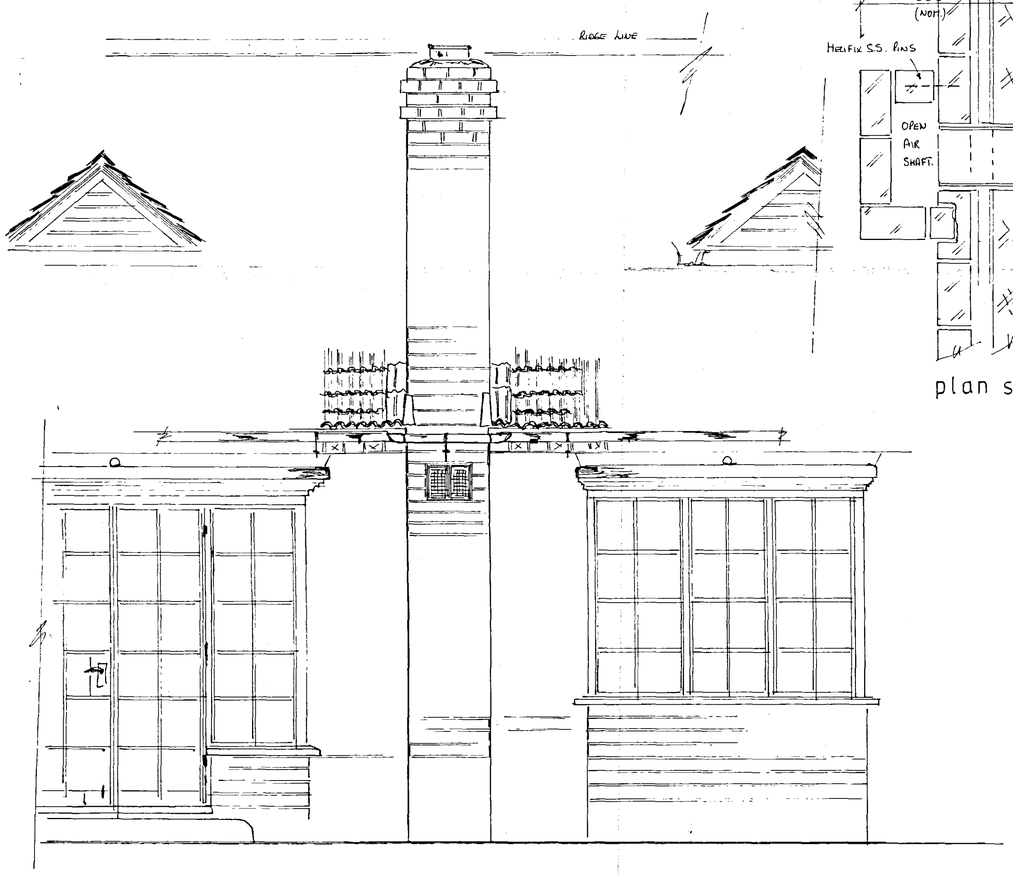

proposed elevation showing new chimney

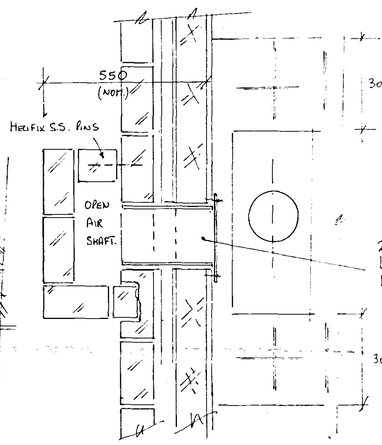

plan section 1-1.

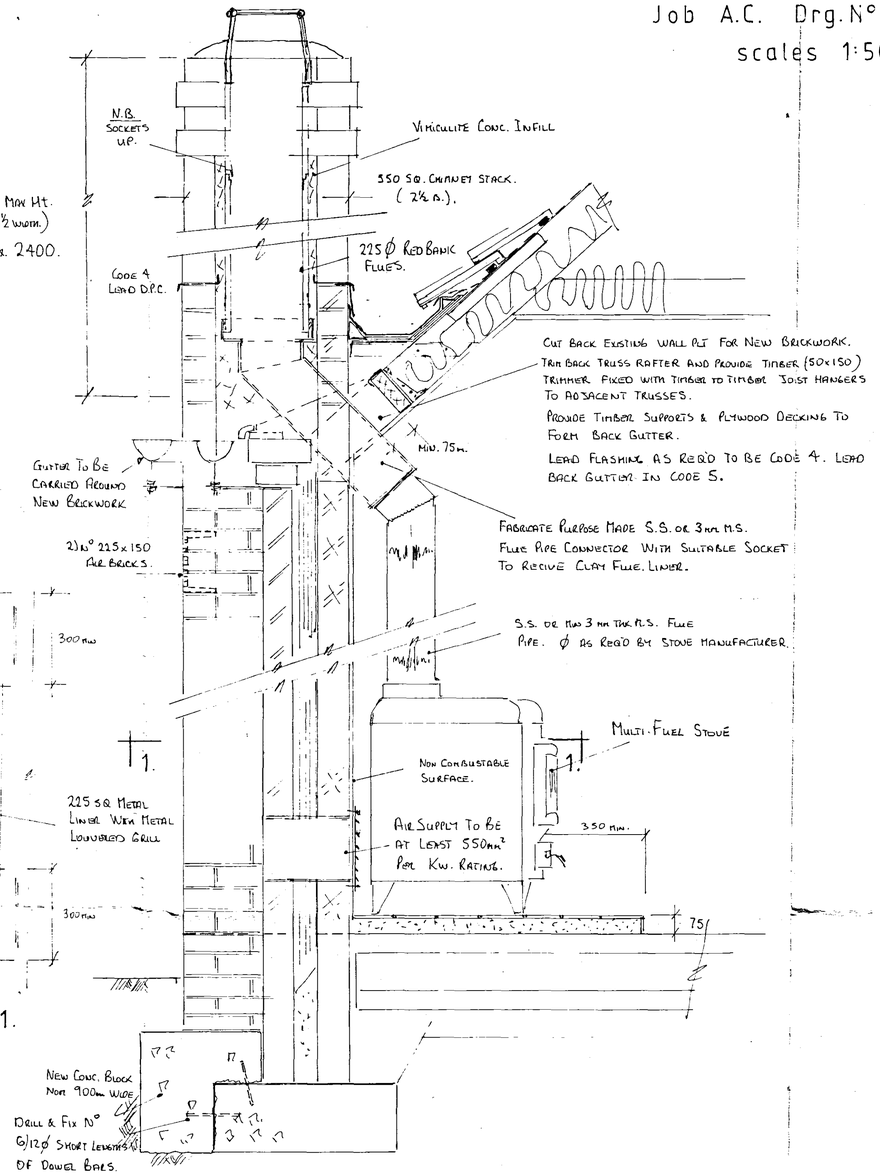

section thr'o new chimney

For main elevations and plans see drg. N°1.

GENERAL NOTES (DETAILS NOT DRAWN BUT PART OF THE BLD'G REG'S OR SIMPLY GOOD PRACTICE MAY BE NOTED BELOW AND FORMS PART OF THE DESIGN)

1) FOUNDATIONS EXCAVATED TO SUITABLE LEVEL AS AGREED WITH L.A. BLD'G INSPECTOR.
2) GEN. 3. CONC. IN FOOTINGS AND SLABS.
3) PROVIDE SUITABLE PLASTIC D.P.C. TO CURRENT B.S.
4) BRICKWORK TO BE IN SUITABLEY RATED BRICKS LAID IN MATCHING BOND.
5) S.S. WALL TIES AT REQ'D CTS.
6) MORTAR MIX TO NEW BRICKWORK TO BE 1:1:6
7) ALL PLUMBING DETAILS TO CURRENT WATER COUNCIL REG'S.
8) WASTE PIPES FROM SINK & WM^C. IN 40 ϕ. DRAINS & CONNECTIONS TO EXISTING TO SATISFACTION OF L.A. BLD'G INSPECTOR.
9) ALL NEW WIRING TO BE TO I.E.E. REG'S & COMPLY WITH PART "P"
10) INTERNAL CONC. LINTOLS TO HAVE MIN. 150m END BEARING IN BRICKWORK
11) NEW WINDOWS TO BE TREATED SOFT WOOD. WITH SINGLE GLAZING TO SUIT LISTED STATUS.

DETERMINED PLAN

Dept. Planning & Development
- 8 AUG 2005
Ref: 1073/05

A.C.3. P.P.