

FRONT ELEVATION (also the Side)

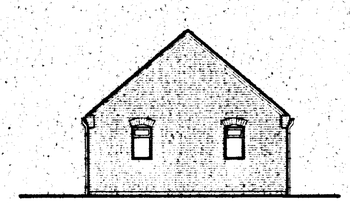

END ELEVATION



REAR ELEVATION



END ELEVATION

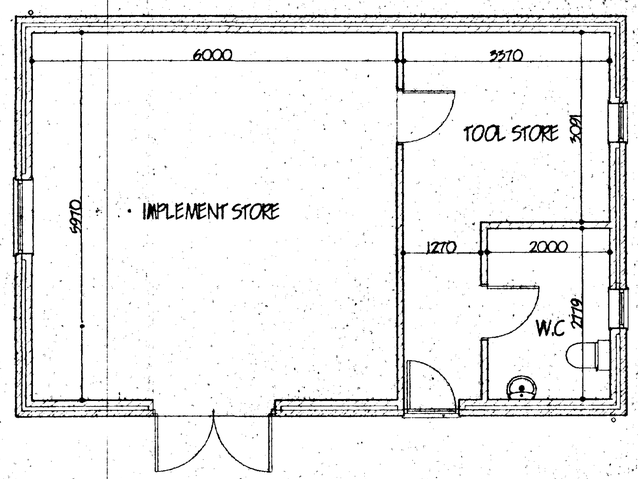

PLAN

SUPERSEDED

ref	revision	date

G. R. MERCHANT
I.ENG AMICE FIWO

ARCHITECTURAL, STRUCTURAL AND LAND DRAINAGE CONSULTANTS

Unit 4, Wrights Mews
12A Park Road, Holbeach,
Spalding, Lincs. PE12 7EE
Tel: 01406 490800
Fax: 01406 425744
E-Mail G. R. Merchant @ Merchant. Ps. Co. UK

Project
IMPLEMENT STORE
MAISDIKE LANE
FLEET

Client
M WILLIS

Drawing
PLAN & ELEVATIONS

Job Ref.	Drawing No.
090/00	02
Date: JAN 2001	Drawn: GRM

Scales
1/50 1/100

DO NOT SCALE FROM THIS DRAWING
This drawing is copyright and may not be altered, traced, photographed or used for any other purpose other than that for which it is issued. The General Contractor is to check all dimensions on site and report any discrepancies to the Architect. All details shown on this drawing including foundations are based upon typical site conditions related to the area. No responsibility can be accepted for abnormal conditions which may be discovered during construction unless reported to the Architect so that design ammendments may be considered. Site soil surveys are recommended in respect of foundations to establish specific site conditions before foundation work is undertaken. This drawing is limited in the amount of information contained and does not purport to contain a full specification of the works. It is solely for the purpose of obtaining Planning / Building Regulation approval. This drawing must not be used as a contract document alone. The works will not be supervised or inspected on site by G R Merchant or any representative thereof. It is the client or their appointed agents responsibility to control workmanship, substitution of materials, adherance to specifications, variations to contract etc.
All materials to be new unless otherwise stated and all components and materials etc. to be used fitted and installed etc. in strict accordance with manufacturers instruction and relevant code of practice. Materials shall conform to appropriate British standard specification or BBA certificate or European code equivalent. The Employer / Client shall ensure that the selected contractor is competent with and adopts all measures necessary to achieve compliance with Health and Safety legislation for Building sites and Work places. The Employer / Client is advised that should the works need to comply with the Construction Design and Management Regulations an Independent Planning Supervisor will be required. The works shall comprise of all that is shown on the drawing and details. Work that may not specifically shown but may be reasonably inferred as necessary to carry out the works shall be deemed to be included.

PLANNING
31 JAN 2001
Ref: H65/0112/01

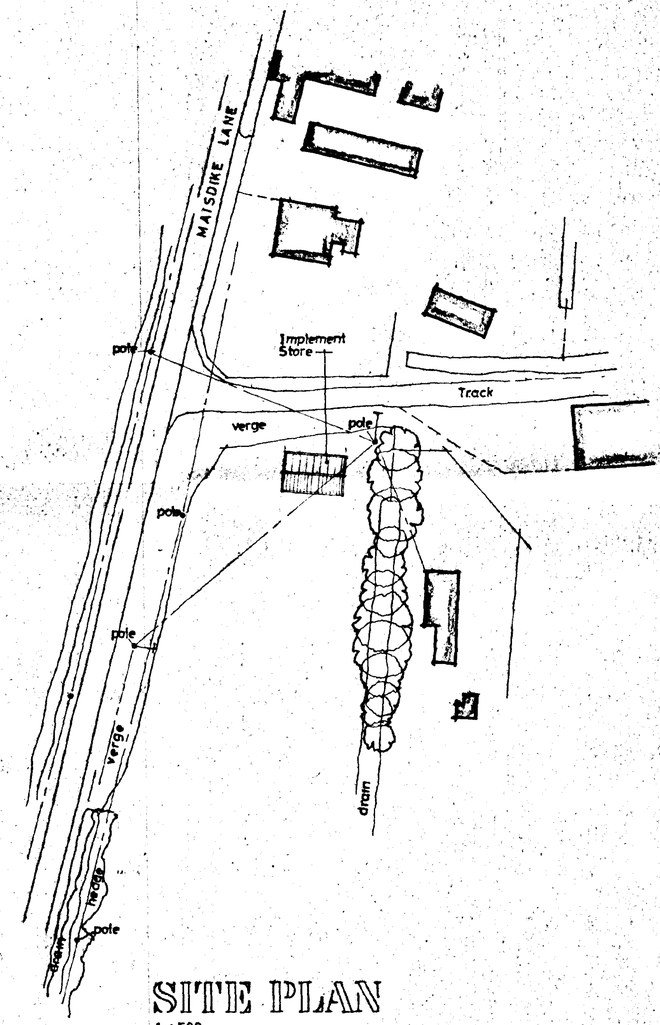

SITE PLAN
1 : 500

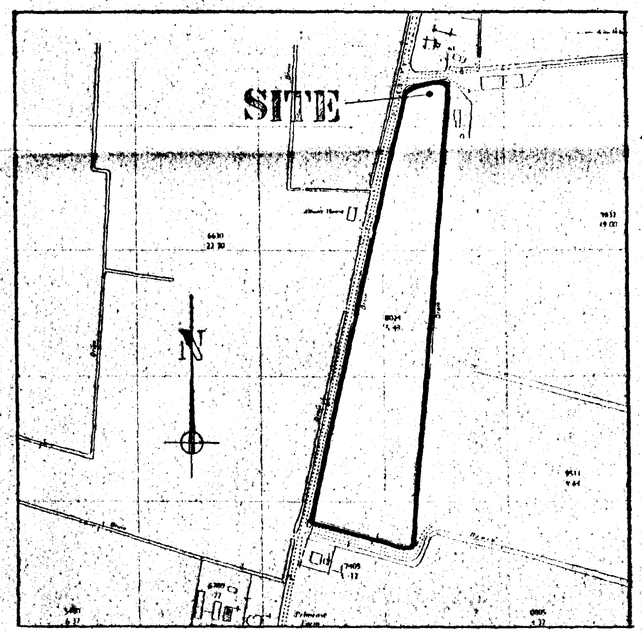

LOCATION PLAN
1 : 2500

DETERMINED PLAN

SOUTH HOLLAND DC
HOUSING & PLANNING
01 MAR 2001

HOS/0112/01

DO NOT SCALE FROM THIS DRAWING

This drawing is copyright and may not be altered, traced, photographed or used for any purpose other than that for which it is issued.
The General Contractor is to check all dimensions on site and report discrepancies to the Architect.
All details shown on this drawing including foundations are based upon typical site conditions related to the area. No responsibility can be accepted for abnormal conditions which may be discovered during construction unless reported to the Architect so that design amendments may be considered. Site soil surveys are recommended in respect of foundations to establish specific site conditions before foundation work is undertaken.

G. R. MERCHANT
LENG AMICE, FIWO,
ARCHITECTURAL, STRUCTURAL
& LAND DRAINAGE CONSULTANT
TEL: HOLBEACH (01406) 490800

PROJECT:
IMPLEMENT STORE
MAISDIKE LANE
FLEET

CLIENT:
M. WILLIS

SCALES:	DATE:
AS INDICATED	DEC 2000
G.R. MERCHANT.	DRAWING No.: [illegible]

REVISIONS:

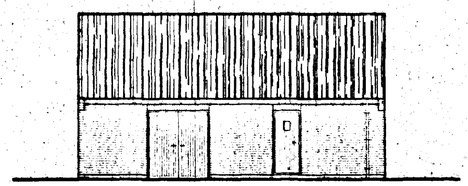

FRONT ELEVATION



END ELEVATION



REAR ELEVATION

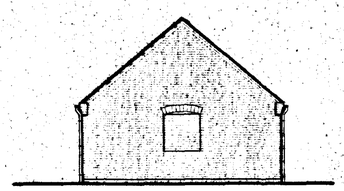

END ELEVATION

Recess Brickwork

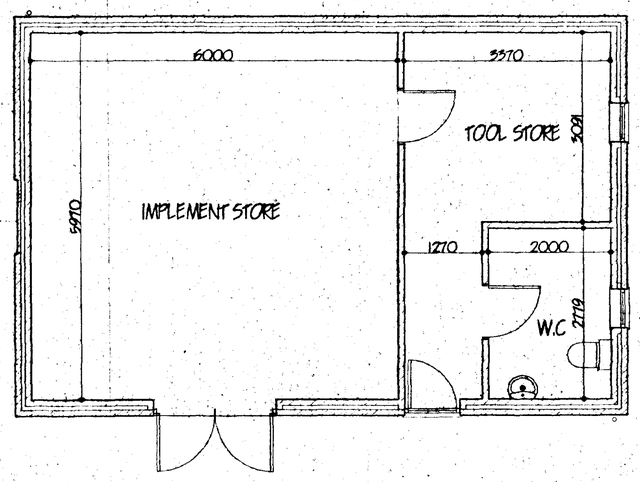

PLAN

DETERMINED PLAN

AMENDED PLAN
Ref. 0112/01 7/3/01

ref:	revision	date
A	REMOVE END WINDOW	MARCH 2001

G. R. MERCHANT
I.ENG AMICE FIWO

ARCHITECTURAL, STRUCTURAL AND LAND DRAINAGE CONSULTANTS

Unit 4, Wrights Mews
12A Park Road, Holbeach,
Spalding, Lincs. PE12 7EE
Tel: 01406 490600
Fax 01406 425744
E-Mail G. R. Merchant @ Merchant. FS. Co. UK

Project
IMPLEMENT STORE
MAISDIKE LANE
FLEET

Client
M WILLIS

Drawing
PLAN & ELEVATIONS

Job Ref.
090/00

Drawing No.
02 A

Date
JAN 2001

Drawn
GRM

Scales
1/50 1/100

DO NOT SCALE FROM THIS DRAWING
This drawing is copyright and may not be altered, traced, photographed or used for any other purpose other than that for which it is issued. The Main / Contractor is to check all dimensions on site and report any discrepancies to the Architect. All details shown on this drawing including foundations are based upon typical site conditions related to the area. No responsibility can be accepted for abnormal conditions which may be discovered during construction unless reported to the Architect so that design ammendments may be considered. Site soil surveys are recommended to ascertain if foundations to establish specific site conditions before foundation work is undertaken. This drawing is limited in the amount of information contained and does not purport to contain a full specification of the works. It is solely for the purposes of obtaining Planning / Building Regulation approval. This drawing must not be used as a contract document alone. The works will not be supervised or inspected on site by G R Merchant or any representative thereof. It is the client or their appointed agents responsibility to control workmanship, substitution of materials, advenance to specifications, variations in contract etc.
All materials to be new unless otherwise stated and all components and materials etc. to be used fitted and installed etc. in strict accordance with manufacturers instruction and relevant code of practice. Materials shall conform to appropriate British standard specification or BBA certificate or European code equivalent. The Employer / Client shall ensure that the selected Contractor is permanent with and adopts all measures necessary to achieve compliance with Health and Safety legislation for Building sites and Work places. The Employer / Client is advised that should the works need to comply with the Construction Design and Management Regulations an Independent Planning Supervisor will be required. The works shall comprise of all that is shown on the drawing and details. Work that may not specifically shown but may be reasonably inferred as necessary to carry out the works shall be deemed to be included.