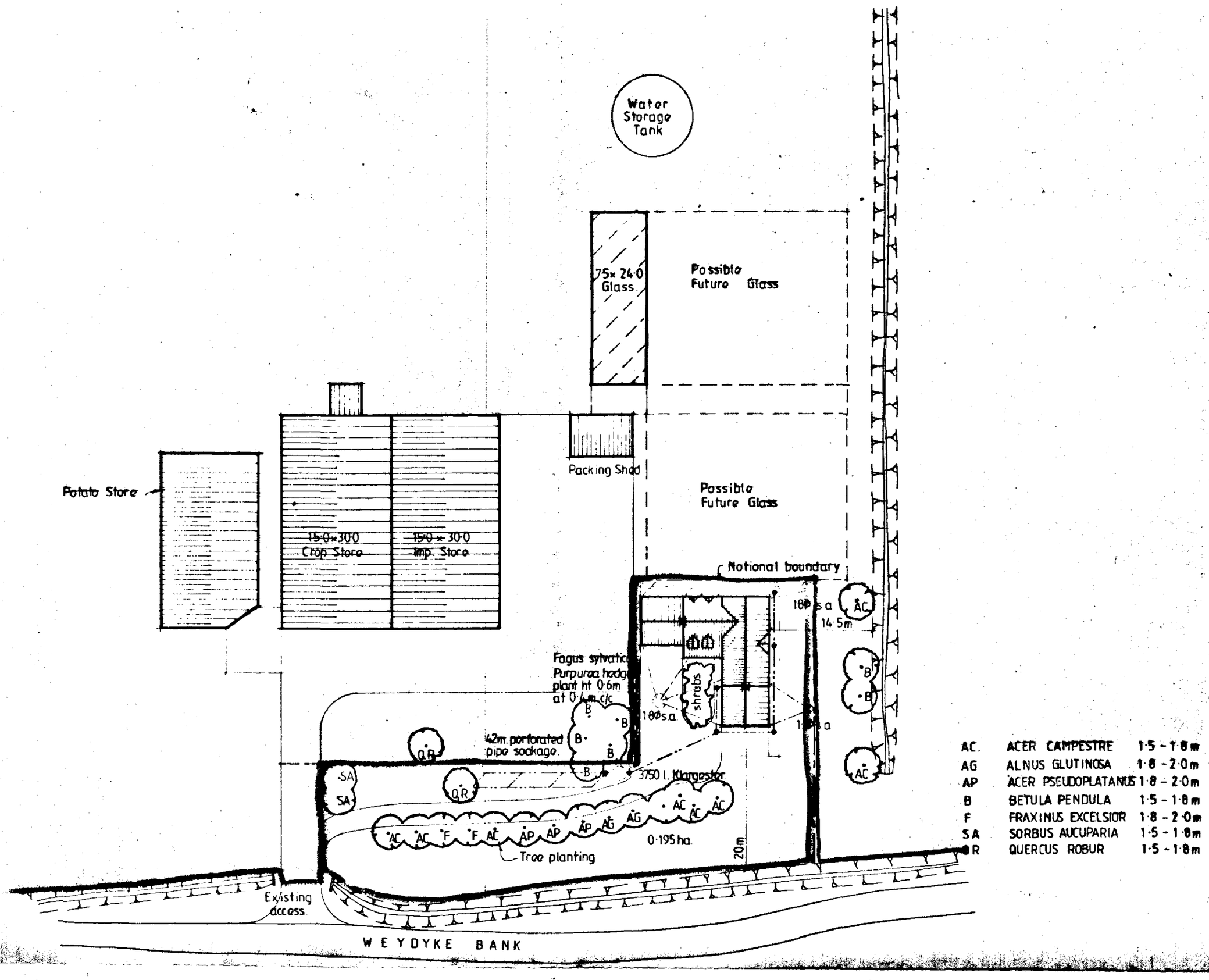

Block Plan 1:500

NORTH

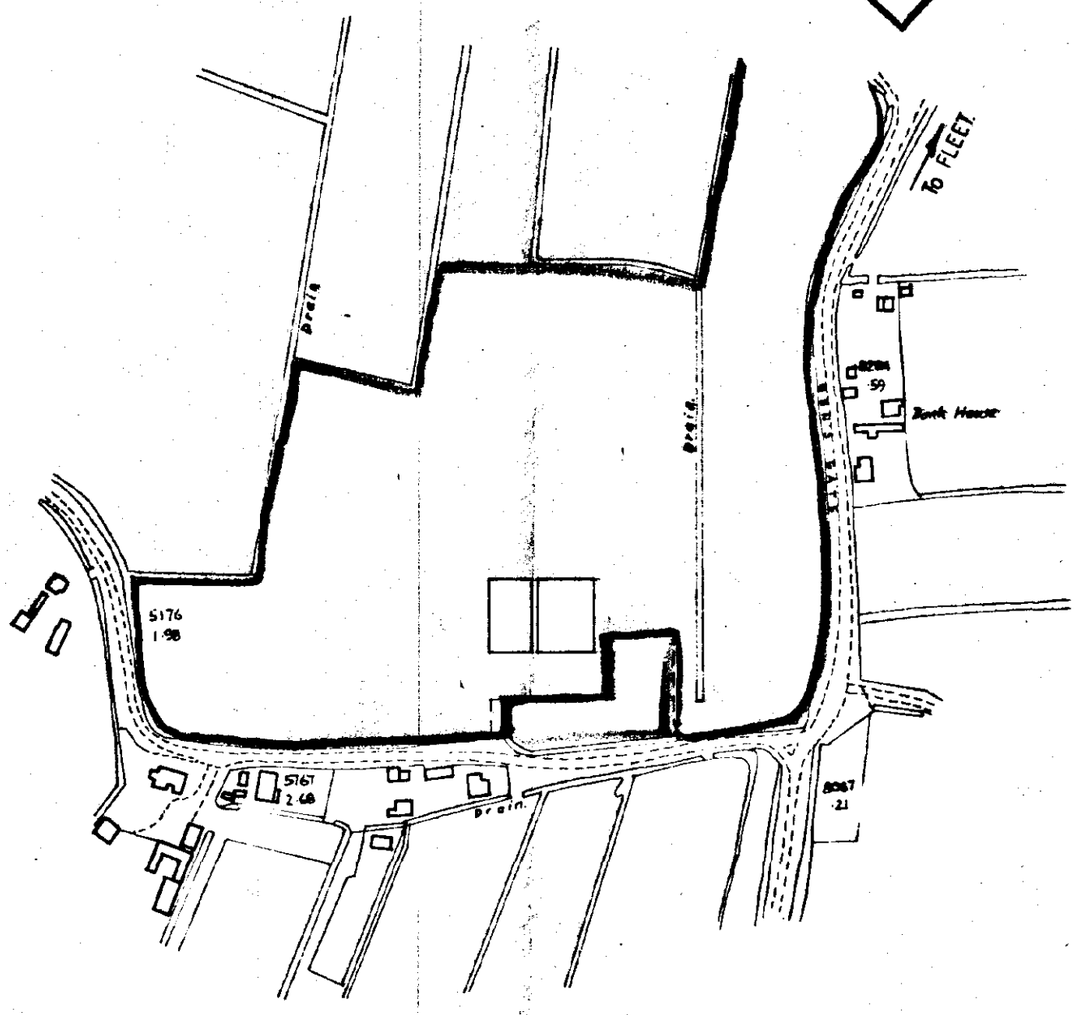

Location Plan 1:2500

DETERMINED PLAN

SOUTH HOLLAND DC
HOUSING & PLANNING
17 SEP 1998
Ref: 0925/98

CONTRACTOR TO CHECK ALL DIMENSIONS ON SITE BEFORE WORK COMMENCES

COPYRIGHT RESERVED

revision	date	init.	revision details
A	NOV 96		BUILDINGS AMENDED.

COOPER ARCHITECTURAL DESIGN
BROWARK, HOOKLESGATE
FLEET, SPALDING, LINCS. PE12 6LP
TEL/FAX: 01406 423982

Client: MR G FREEMAN

Project: PROPOSED HOUSE & GARAGE IN CONJUNCTION WITH AGRICULTURAL HOLDING.
WEYDYKE BANK, FLEET
LINCOLNSHIRE

Drawing: BLOCK & LOCATION PLAN

Scale:

Drawing No. 95044 A

Date: MARCH '96.

Drawn:

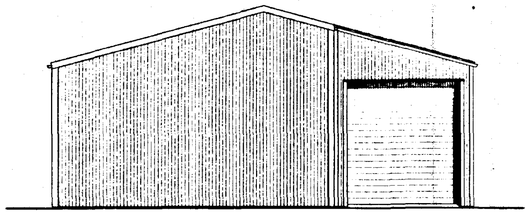

FRONT ELEVATION

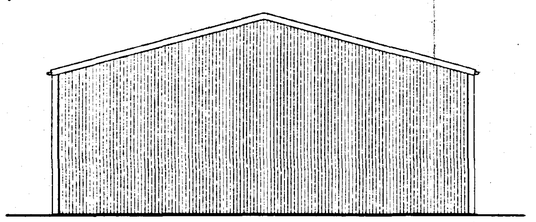

REAR ELEVATION



SIDE ELEVATION



SIDE ELEVATION

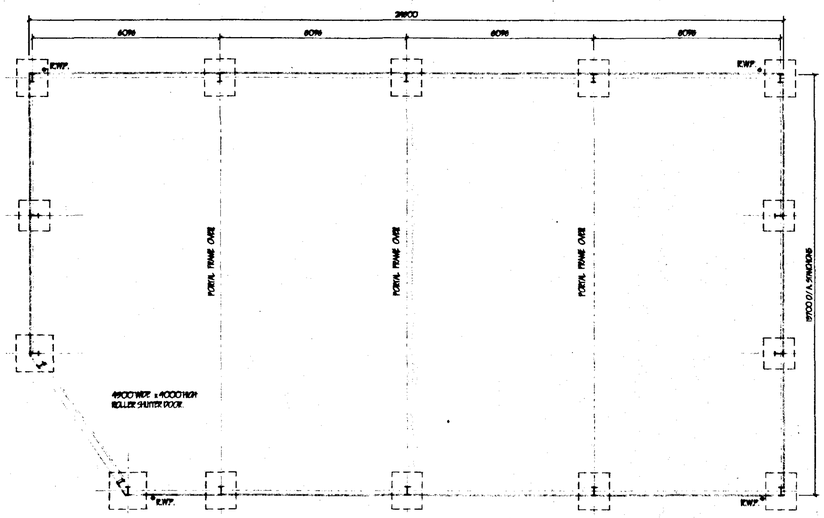

POTATO STORE

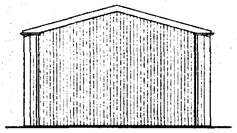

END ELEVATION



SIDE ELEVATION

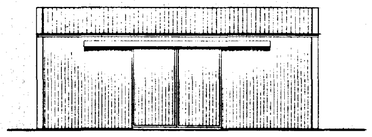

SIDE ELEVATION

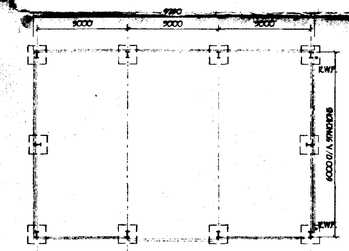

PACKING SHED

9000 WIDE X 2800 HIGH SLIDING DOORS.

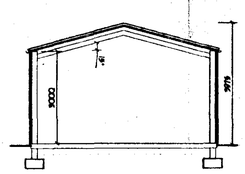

SECTION PACKING SHED

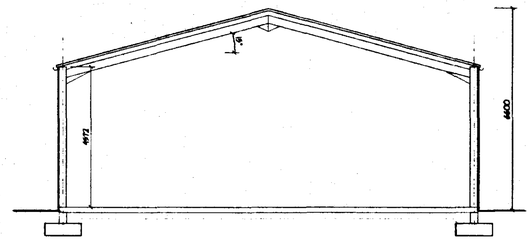

SECTION POTATO STORE

PITCHED ROOF
Form pitched roof covering of "Cooper Building Products" standard six or similar approved profile Fibre Cement Corrugated sheeting, Roofing system to be fixed to "Ward Multibeam" or similar galvanised steel purlins space at max. 1575mm c/c. All purlins to be fixed in accordance with manufacturers instructions

CLADDING
Form all vertical claddings of Olive Green "Ward Building Components" or similar approved profile and manufacture. 0.5mm Plastisol coated steel. All on "Ward Multibeam" or similar galvanised steel rails spaced at max. 1300mm c/c. All fixed in accordance with manufacturers instructions.

PACKING SHED
Lined over Purlins / rails with 40mm "Celotex LG2" (Surface spread of flame Class 1) or similar insulation in suitable tee bar All outer surfaces of joints to be mastic taped

FLOORS.
Floor slab to comprise of 200mm min. dense and well consolidated hardcore not exceeding 75mm max size with 50mm blinding, 175mm reinforced concrete RC35 mix. with 1 layers A252 reinforcing fabric min. cover 40mm from top Provide 1200g polythene D.P.M. lapped min. 300mm in all directions and taken up edge of floor slab. Longitudinal joints of 900mm long 12mm dia. tie bars at 600mm c/c. at steelwork bay centres. Contraction joints of 400mm long 12mm dia. bars at 900mm c/c. dowl bars debonded over half length. All at max 30.0m centres.

LIMITATIONS.
This drawing is limited in the amount of information contained and does not purport to contain a full specification of the works. It is solely for the purpose of obtaining Planning / Building Regulation approval.
The drawing must not be used as a contract document alone.
All dimensions shall be taken from site from actual work. Under no circumstances shall measurements be scaled from this drawing for construction or ordering purposes. All given dimensions shall be checked by the Builder / Contractor and will be his responsibility from commencement of site works.
The works will not be supervised or inspected on site by C.A.D. or any representative thereof. It is the client or their appointed agents responsibility to control workmanship, substitution of materials, adherence to specification, variations to contract etc.

COPYRIGHT RESERVED.
Copiers of this drawing must be made only with the written permission of Cooper Architectural Design.

STANDARDS.
All materials to be new unless otherwise stated and all components and materials etc. to be used Fitted and installed etc. in strict accordance with manufacturers instruction and relevant Code of Practice.
Materials shall conform to appropriate British Standard Specification or BBA Certificate or European Code equivalent.

HEALTH & SAFETY.
The Employer / Client shall ensure that the selected contractor is conversant with and adopts all measures necessary to achieve compliance with Health & Safety legislation for Building Sites and Work Places.
The Employer / Client is advised that should the works need to comply with the Construction Design and Management Regulations an independent Planning Supervisor will be required.

SCOPE OF THE WORKS.
The works shall comprise of all that is shown on the drawing and details. Work that may not be specifically shown but may be reasonably inferred as necessary to carry out the works shall be deemed to be included.

SOUTH HOLLAND DC
HOUSING & PLANNING
17 SEP 1998
Ref: 0925/98

revision	date	init.	revision details.

COOPER ARCHITECTURAL DESIGN
BRONAVON, HOCKLESGATE,
FLEET, SPALDING, LINC'S PE12 8LF
Tel/Fax : 01406 423782

Client
MR G. FREEMAN

Project.
PROPOSED POTATO STOE & PACKING SHED
WEYDYKE BANK,
FLEET,
SPALDING,
LINC'S.

Drawing.

Scale 1:100	Drawing No. 9821
Date. SEPT. 98	Drawn. J.C.