

SOUTH HOLLAND DISTRICT COUNCIL

Council Offices, Priory Road, Spalding, Lincolnshire PE11 2XE

This copy has been produced specifically for the map return scheme purposes only. No further copies may be made.

Scale: 1:2500

This map is reproduced from Ordnance Survey material with permission of Ordnance Survey on behalf of Her Majesty's Stationery Office (c) Crown copyright. Unauthorised reproduction infringes Crown copyright and may lead to prosecution or civil proceedings. South Holland District Council LA079413 2000

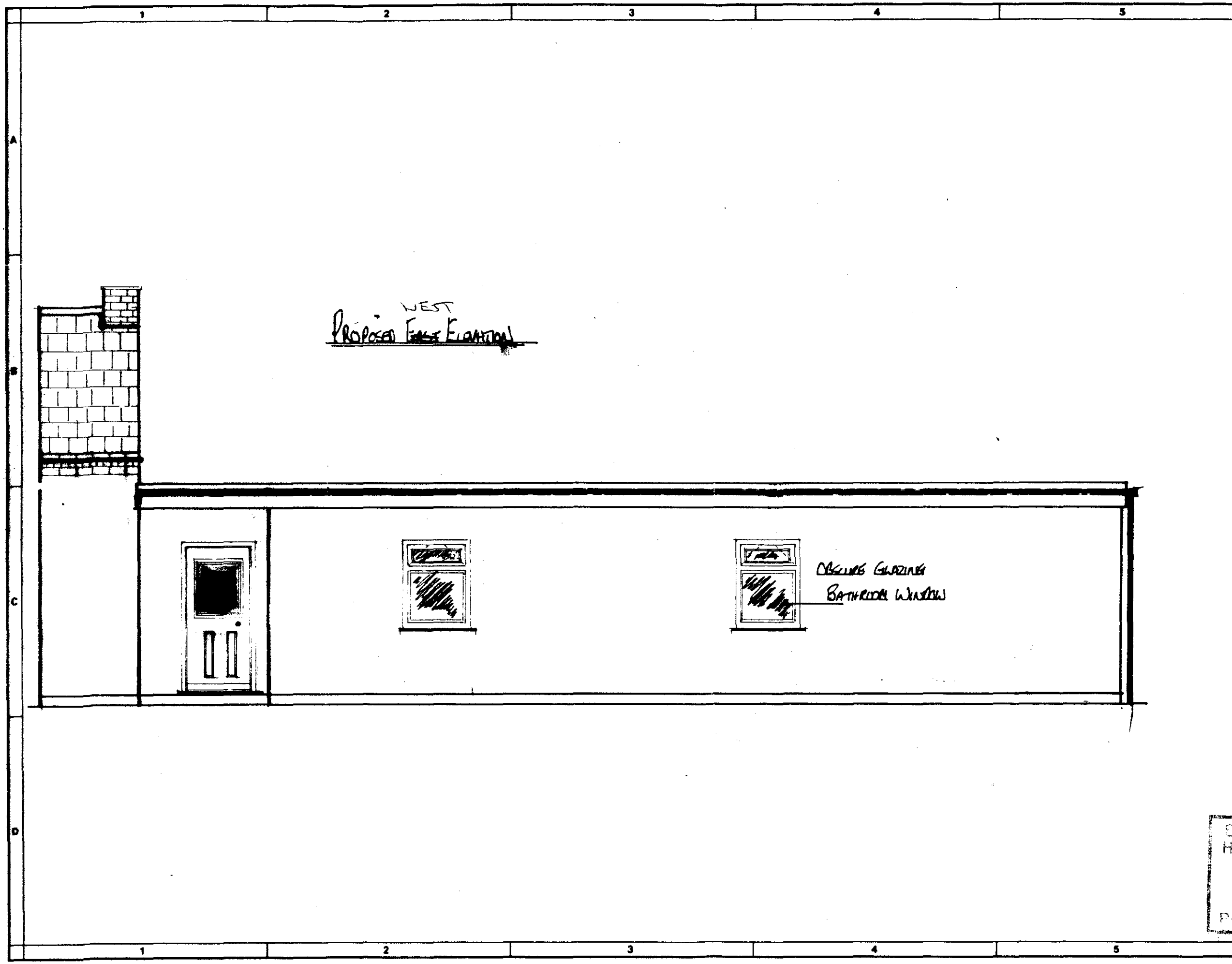

LOOP No. OF
L1SW/6

AREA COVERED
PROPOSED ELEVATION

PROJECT:
CHANGE OF USE

CLIENT:
MRS S WORTS

DRN: DREAM DESIGN
DATE: 14:OCT 2000
ORDER NO:
CHKD: SCALE: 1:50
DIMENSIONS IN MM
DO NOT SCALE OFF DRG

NOTES:
EAST & WEST ELEVATIONS
ARE THE ONLY CHANGE
TO EXISTING ELEVATIONS
WEST ELEVATION WORKS
ALREADY CARRIED OUT

REVISIONS:

SOUTH ... HOUSING & PLANNING
18 JAN 2001
Ref: 1086/00

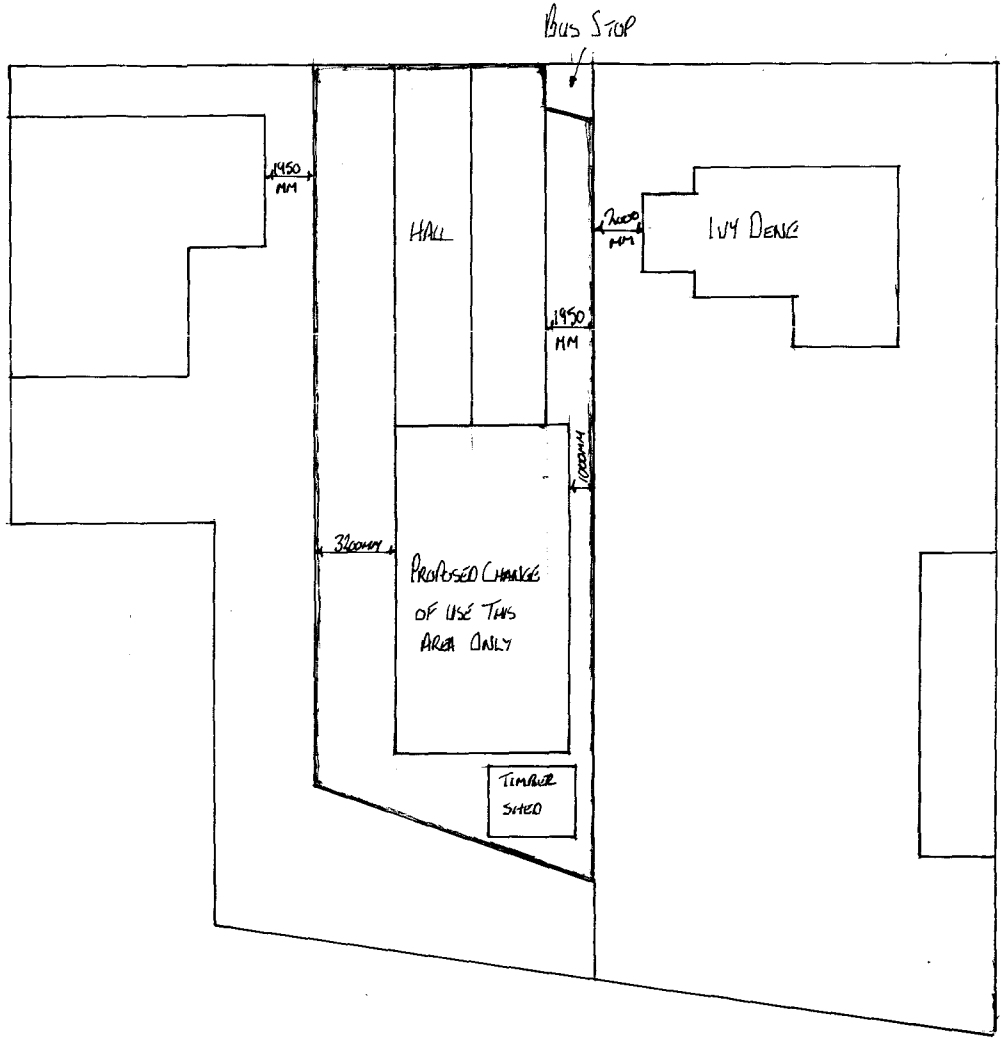

LOOP No. L1SW7 OF

AREA COVERED
BLOCK PLAN

PROJECT:
CHANGE OF USE

CLIENT:
MR SWORN

DRN: DREAM DESIGN
DATE: 19: OCT 2000
ORDER NO:
CHKD: SCALE: 1:200
DIMENSIONS IN MM
DO NOT SCALE OFF DRG

NOTES:
EXTENSION WORK CARRIED OUT: REF H05/0132/92
PROPOSED CHANGE OF USE FROM FITNESS STUDIO TO RESIDENTIAL ACCOMMODATION.

REVISIONS:

18 OCT 2000
1086/00

21065

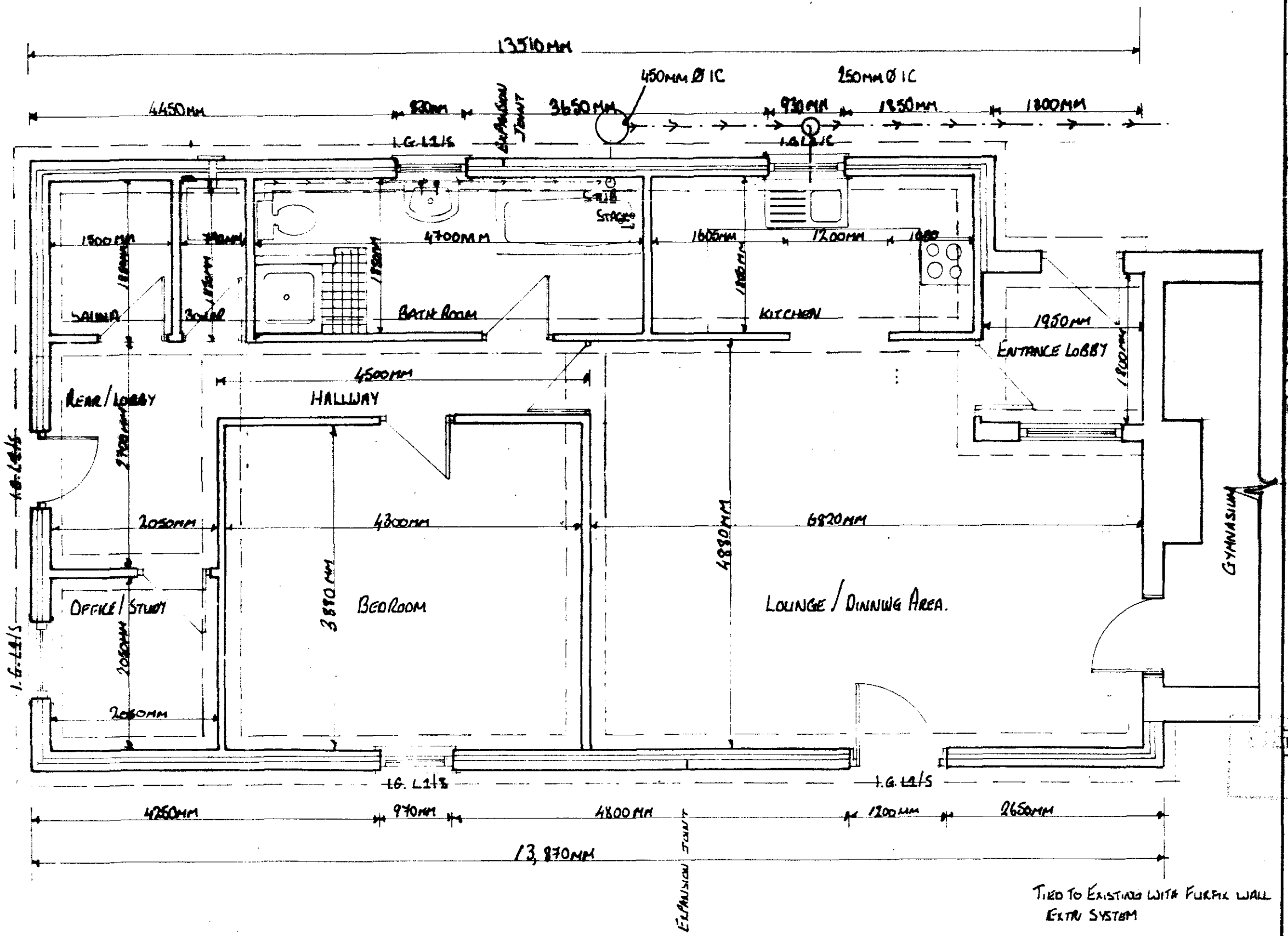

LOOP No. OF
L1SW/1

AREA COVERED
FLOOR PLAN
EXISTING (PROPOSED)

PROJECT:
CHANGE OF USE
(GYMNASIUM TO RESIDENTIAL)

CLIENT:
MRS S WORTS

DRN: DACAN DESIGN
DATE: 14: OCT: 2000
ORDER NO:
CHKD: SCALE: 1:50
DIMENSIONS IN MM
DO NOT SCALE OFF DRG

NOTES:
EXISTING FLOOR PLAN CHANGED FROM GYMNASIUM TO RESIDENTIAL.
ORIGINAL GYMNASIUM AT FRONT OF DWELLING IS STILL BEING USED AS THAT. THE PROPOSE EXTENSION CHANGED FROM GYMNASIUM TO RESIDENTIAL AFTER CONSTRUCTION.

REVISIONS:

1086/00

21085

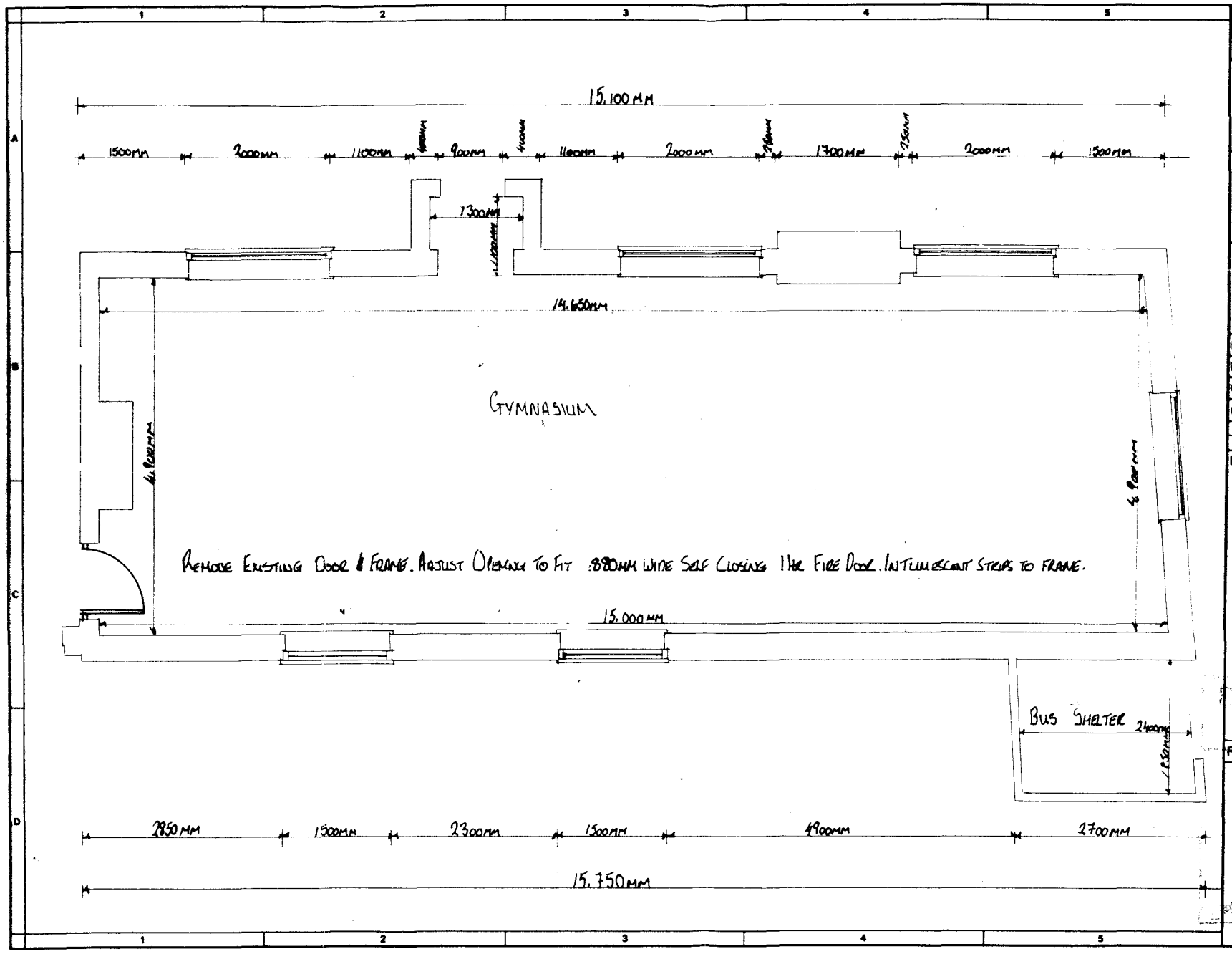

LOOP No. OF
L15w/2

AREA COVERED
EXISTING FLOOR PLANS (GYMNASIUM)

PROJECT:
CHANGE OF USE

CLIENT:
MR S. WORTS

DRN: DREAM DESIGN
DATE: 14 : OCT : 2005
ORDER NO:
CHKD: SCALE: 1:50
DIMENSIONS IN MM
DO NOT SCALE OFF DRG

NOTES:
THIS AREA IS STILL USED FOR GYMNASIUM WITH PROPOSE EXTENSION BEING USED FOR RESIDENTIAL ACCOMODATION

REVISIONS:

1056/00

21065

1 PROPOSED EAST ~~EXISTING WEST~~ ELEVATION.

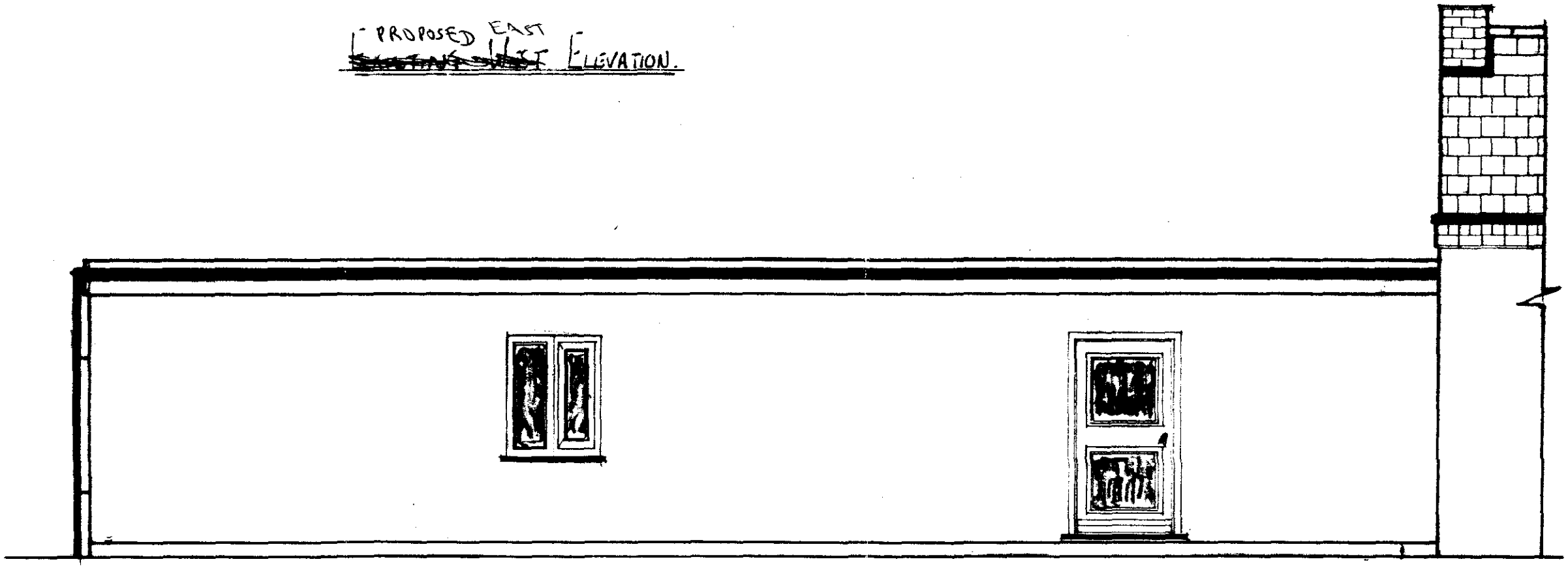

LOOP No. OF
L15G/3

AREA COVERED
EXISTING ELEVATION
(PROPOSED)

PROJECT:
CHANGE OF USE

CLIENT:
MRS S WORTS

DRN: DREAM DESIGN
DATE: 14:OCT:2000
ORDER NO:
CHKD: SCALE: 1:50
DIMENSIONS IN MM
DO NOT SCALE OFF DRG

NOTES:
CHANGES ALREADY CARRIED OUT TO THE ELEVATIONS
WINDOWS IN BEDROOM & COOK TO LOUNGE & DINING AREA THE ONLY WORK TO BE CARRIED OUT.

REVISIONS:

Ref: 1086/00

21066

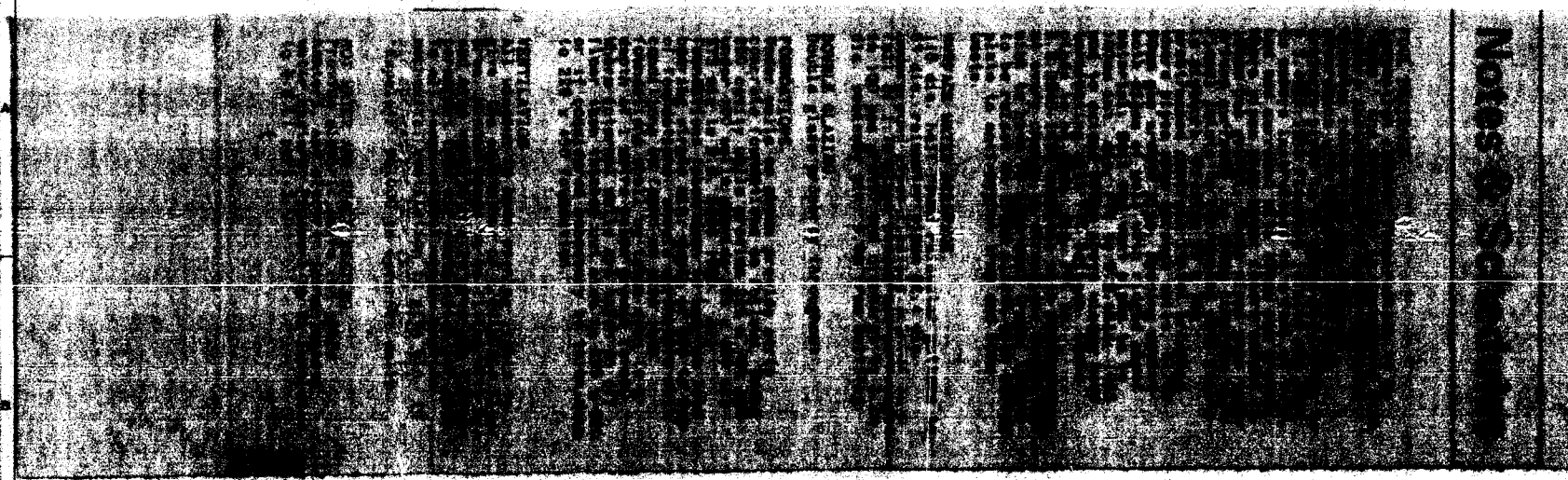





LOOP No. OF
L1SW/4

AREA COVERED
NOTES & SCHEDULES

PROJECT:
CHANGE OF USE

CLIENT:
MRS S WORTS

DRN: DAVID DESIGN
DATE: 17 : OCT : 2000
ORDER NO:
CHKD: SCALE:
DIMENSIONS IN MM
DO NOT SCALE OFF DRG

NOTES:
FOR BUILDING WORKS CARRIED OUT AT FLINRETTES FITNESS STUDIO
REF H05/0132/92

REVISIONS:

18 JAN 2001
1086/00
DETERMINED
PLAN



LOOP No. OF
L1 SW/5

AREA COVERED
EXISTING ELEVATIONS

PROJECT:
CHANGE OF USE

CLIENT:
MRS S WORTS

DRN: DIGITAL DESIGN
DATE: 17:OCT:2000
ORDER NO:
CHKD: SCALE: 1:100
DIMENSIONS IN MM
DO NOT SCALE OFF DRG

NOTES:
REF H06/0132/92
EXTENSION TO: FLEURETTS FITNESS STUDIO
EXTENSION NOW USED FOR RESIDENTIAL ACCOMMODATION.

REVISIONS:

1086/00

21065

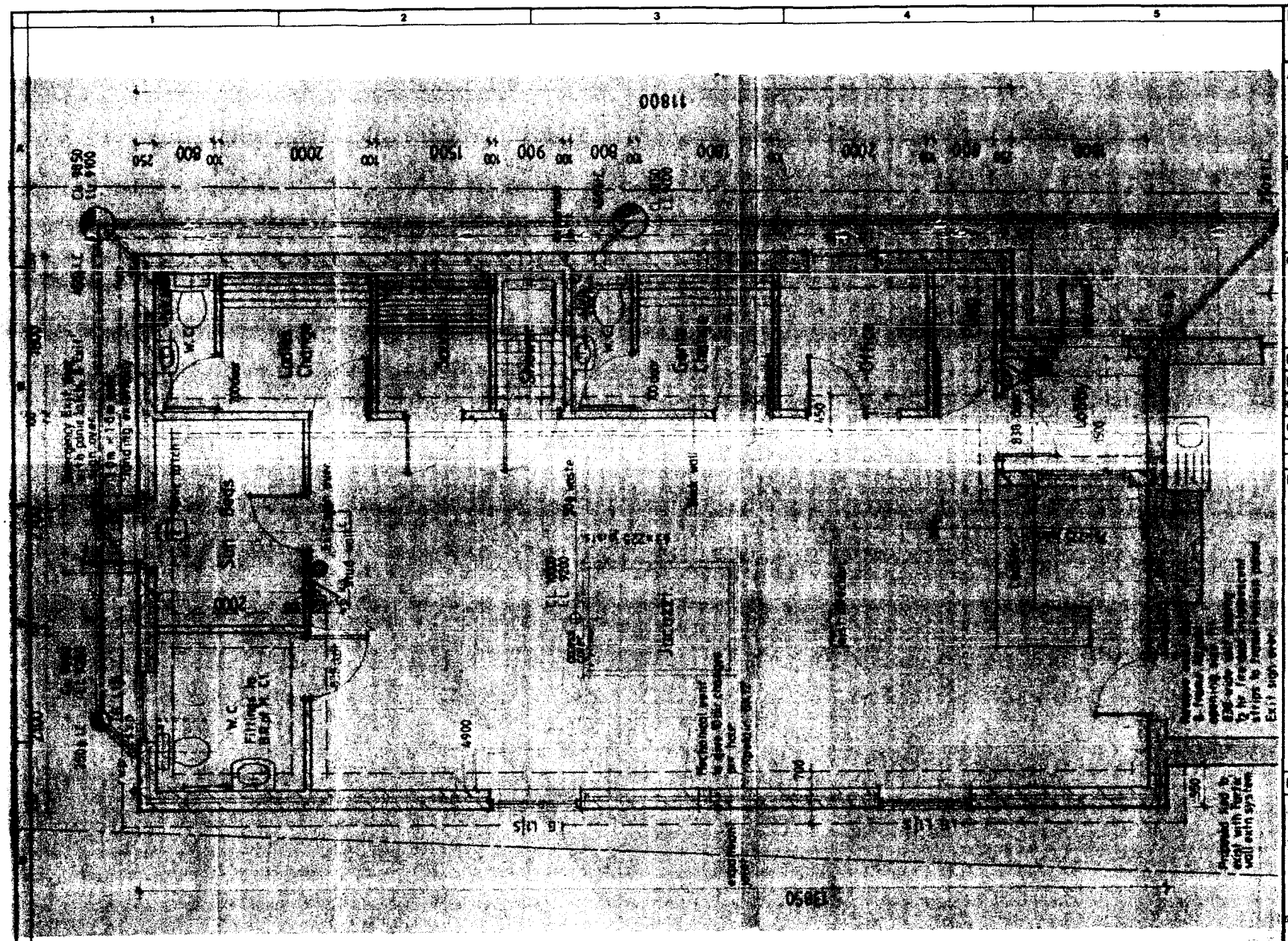

LOOP No. OF
L1SW/5

AREA COVERED
EXISTING FLOOR PLAN

PROJECT:
CHANGE OF USE

CLIENT:
MRS S WORTS

DRN: DREAM DESIGN
DATE: 17 OCT 2000
ORDER NO:
CHKD: SCALE: 1:50
DIMENSIONS IN MM
DO NOT SCALE OFF DRG

NOTES:

REVISIONS:

1086/00

21066

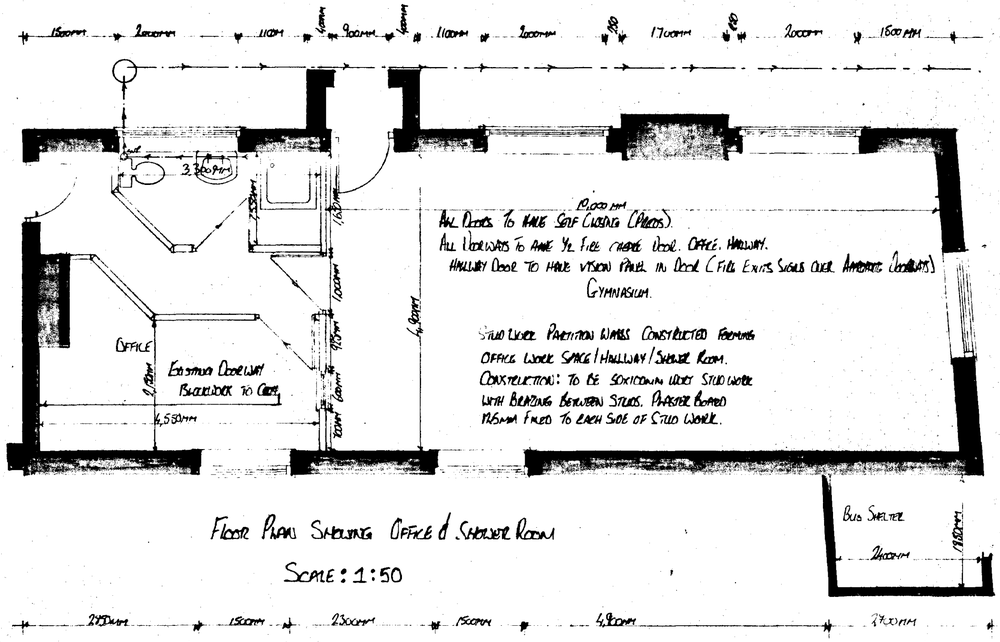

FLOOR PLAN SHOWING OFFICE & SHOWER ROOM

SCALE: 1:50

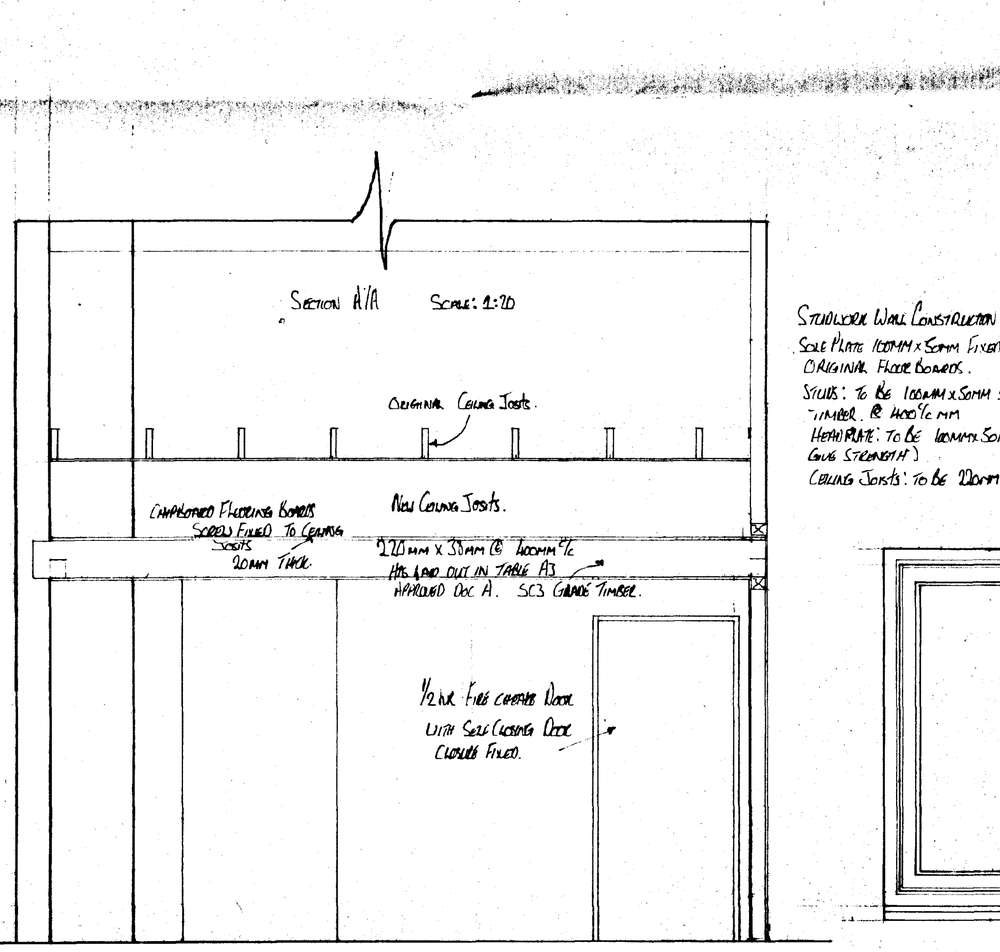

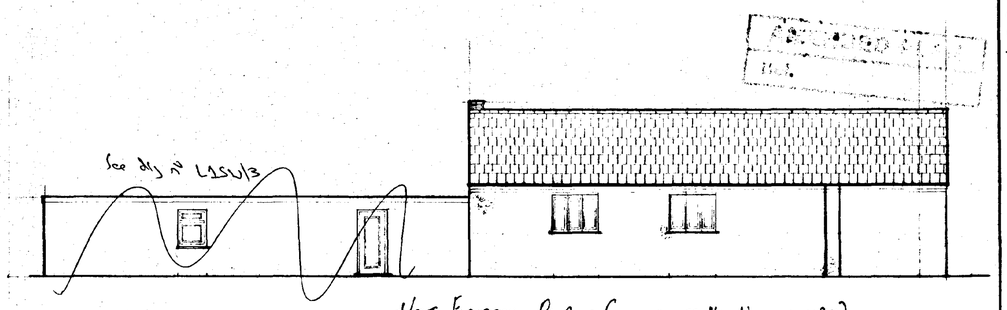

~~WEST~~ EAST ELEVATION PROPOSED CONSY CHANGE NEW WINDOWS UPVC)

SCALE: 1:100

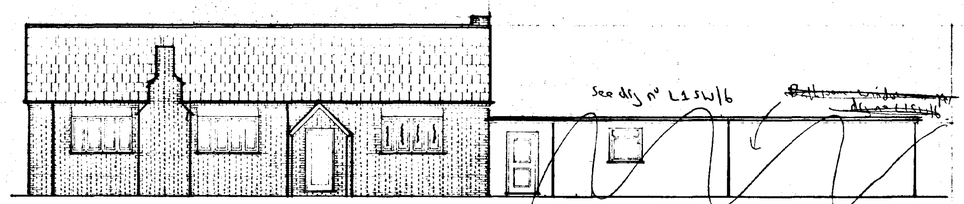

~~EAST~~ WEST ELEVATION PROPOSED CONSY CHANGE NEW WINDOWS UPVC) BATH/SHOWER ROOM FROSTED GLAZING

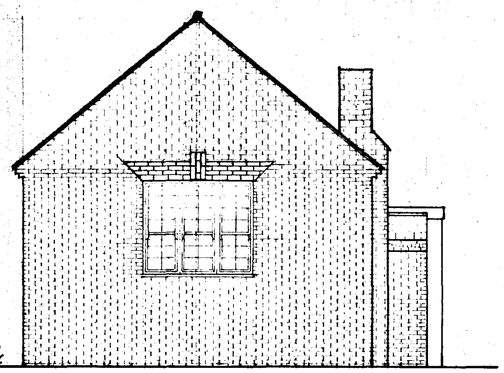

SCALE: 1:50

NORTH ELEVATION (WINDOWS PROPOSED TO LOOK LIKE OLDER TIMBER SASH)
ALL SASH TO BE SEALED UNITS & FIXED SASH.
COTTAGE & DOOR AMD.

STUDWORK WALL CONSTRUCTION.
SOLE PLATE 100MM X 50MM FIXED TO ORIGINAL FLOOR BOARDS.
STILES: TO BE 100MM X 50MM SC4 GRADE TIMBER @ 400% MM
HEAD PLATE: TO BE 100MM X 50MM (DOUBLE TO GIVE STRENGTH)
CEILING JOISTS: TO BE 220MM X 38MM @ 400%

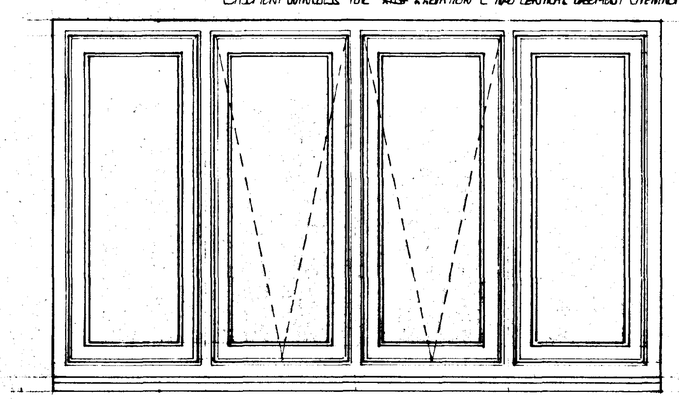

CASEMENT WINDOWS FOR ~~EAST~~ WEST ELEVATION (TWO CENTRAL CASEMENT OPENING TOPLIGHTS)

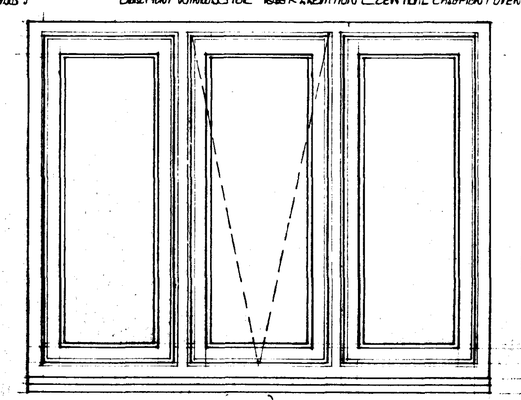

CASEMENT WINDOWS FOR ~~WEST~~ EAST ELEVATION (CENTRAL CASEMENT OPENING TOPLIGHTS)

GLAZING IN SHOWER ROOM TO FROSTED GLASS SCALE: 1:10. UPVC CONSTRUCTION (WHITE).

SOUTH HOLLAND DC
HOUSING & PLANNING
- 9 MAR 2001
Ref: 1086100

SOUTH HOLLAND DC
HOUSING & PLANNING
Ref:

DETERMINED
PLA

DRAWING No: L3SW/3

NOTES:

UNDER GROUND DRAINAGE: 110MM UPVC PIPES TO FALL 1:80 WITH 100MM HCP GRAVEL BED & SURROUND. IC TO BE 450MM Ø VITRIFIED PLASTICS INSTALLED TO MANUFACTURERS INSTRUCTIONS. COMPLETE WITH COVER & FRAME. BACK INLET GULLIES TO BE OF ROD/RODDABLE TYPE. DRAIN RUNS WITH LESS THAN 900MM GROUND COVER TO HAVE PROTECTIVE SLAB PROTECTION OVER TOGETH TOP OF VITRIFIED. MINIMUM WIDTH CONCRETE PATH CAST OVER PIPE RUNS. WHERE DRAINS PASS THROUGH WALLS SUPPORT OVER WITH PRECAST CONCRETE LINTEL. FILL WATER (MAKE NEW CONNECTION INTO EXISTING MAIN RUN & INSTALL IC. AS STATED ABOVE).

ABOVE GROUND DRAINAGE: HAND BASIN WASTE TO BE 32MM Ø. WC 100MM Ø PVC. SHOWER TO BE 40MM Ø. ALL TRAPS TO BE 75MM DEEP SEAL ALL PIPE WORK TO ACCESSIBLE THROUGHOUT RUNS FOR CLEANING, REPAIR & REPLACEMENT CONVERT SHOWER, BASIN & WC TO 110MM Ø WASTE STACK. SOIL & VENT STACK TO BE CARRIED 900MM ABOVE WINDOW HEADS & FITTED WITH PATENT VENTILATION TERMINAL.

DATE: 16/FEB/2001

SCALE: 1:50/1:100/1:20/1:10

PROJECT: CHANGE OF WINDOWS & CHANGE OF USE (FLOOR AREA)

CLIENT: MRS STUARTS

SITE: FLEURETTS GYM

REF: H&S/0132/92

REVS:

AMENDMENT TO DRAWING. L1SW/2 17/FEB 2001

REVS:

DRAWN: MR M G DAWKINS



DREAM = DESIGN

OFFICE: 01406 364331
MOBILE: 07796 858 546