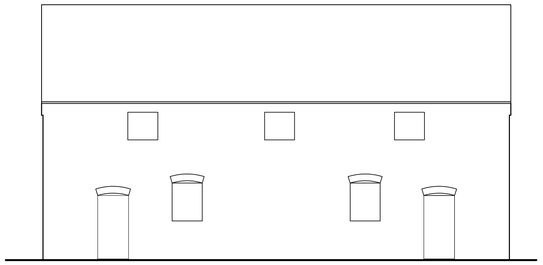

Existing East Elevation
Scale 1:100

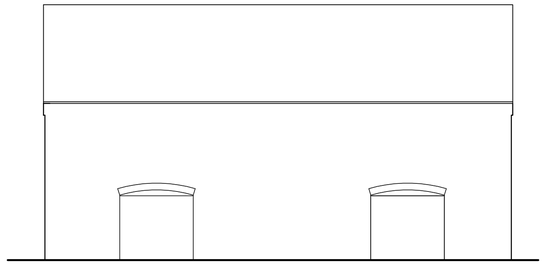

Existing West Elevation
Scale 1:100

W indows
W01 - Existing relocated.
W02 - Existing relocated.
W03 - New window.
W04 - Existing relocated.
W05 - Existing.
W06 - Existing.

Doors
D01 - Existing.
D02 - Existing.

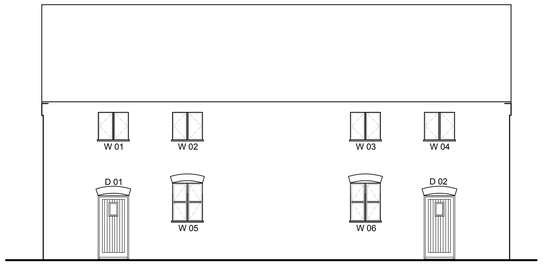

Proposed East Elevation
Scale 1:100

W indows
W07 - New window.
W08 - New window.
D03 - Existing door.
D04 - Existing door.

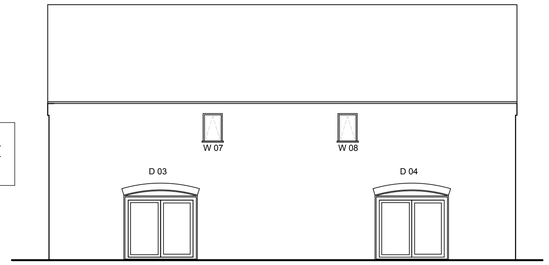

Proposed West Elevation
Scale 1:100

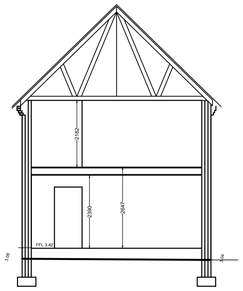

Barn Existing Typical Section
Scale 1:100

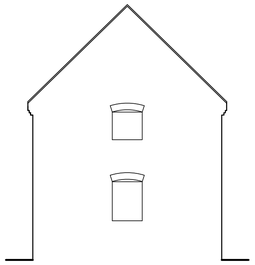

Barn Existing South End Elevation
Scale 1:100

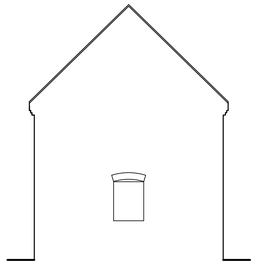

Barn Existing North End Elevation
Scale 1:100

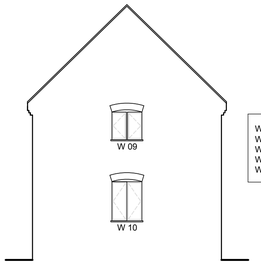

W indows
W09 - Existing window.
W10 - Existing window.
W11 - New window.
W12 - Existing window.

Barn Proposed South Elevation
Scale 1:100

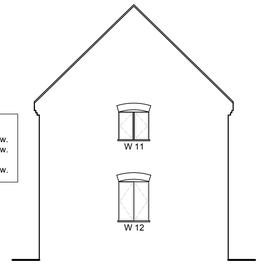

Barn Proposed North Elevation
Scale 1:100

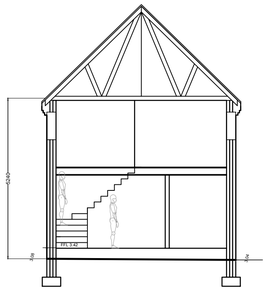

Barn Proposed Typical Section
Scale 1:100

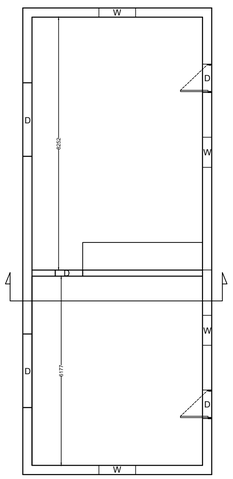

Existing Barn Ground Floor Plan
Scale 1:100

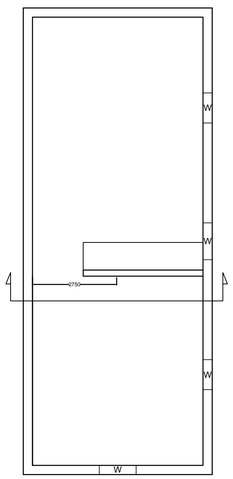

Existing Barn First Floor Plan
Scale 1:100

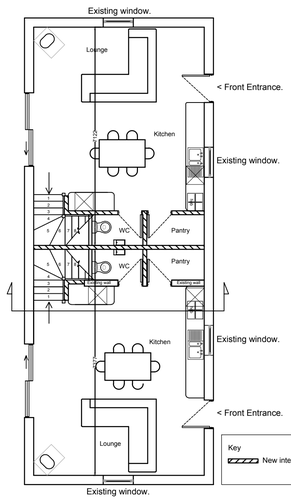

Key
New internal partition wall.

Barn Proposed Ground Floor Plan
Scale 1:100

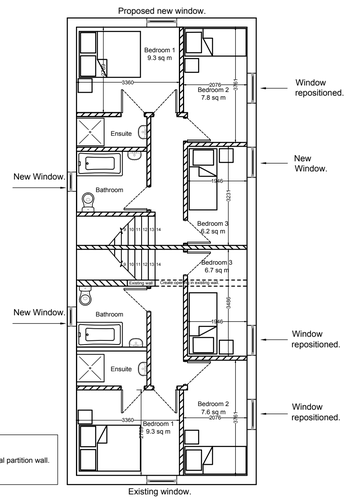

Barn Proposed First Floor Plan
Scale 1:100



Barn Proposed Roof Plan
Scale 1:100

1 3
0 2 4

Copyright:
This drawing is the copyright of CJQ Architectural Design and must not be copied, re-issued or loaned without prior written consent of CJQ Architectural Design.
Any discrepancies and or conflicting information implied or specified is to be notified to CJQ Architectural Design.

Notes :
This drawing has been prepared solely for the purposes of obtaining planning consent. Unless marked as such the drawing may not be suitable for construction purposes and it may be necessary to amend the drawing for this purpose.
No liability will be accepted for any omission or inconsistancy should this drawing be used for construction with the express consent of CJQ Architectural Design.
This drawing should be read in conjunction with all other drawings and each title block, if in doubt ask.

DRAWING FOR PLANNING APPROVAL.

CJQ Architectural Design
07940 500544

REV:	DATE:	Init:	Details
A	6.4.2020	CJQ	Drawing updated inline with alternative entrance details.

Client
Mr C Plumb
Granite House
Chapelgate
Gedney
Spalding
PE12 0BJ

Drawing title :
Existing Barn - Proposed Elevations, Floor Plans and Section.

Drawn by :	Date :	
C.Quinn	30.11.19	
Number :	Drawing No :	Scale (s) :
CJQ 079	P01 @ A1	As Shown