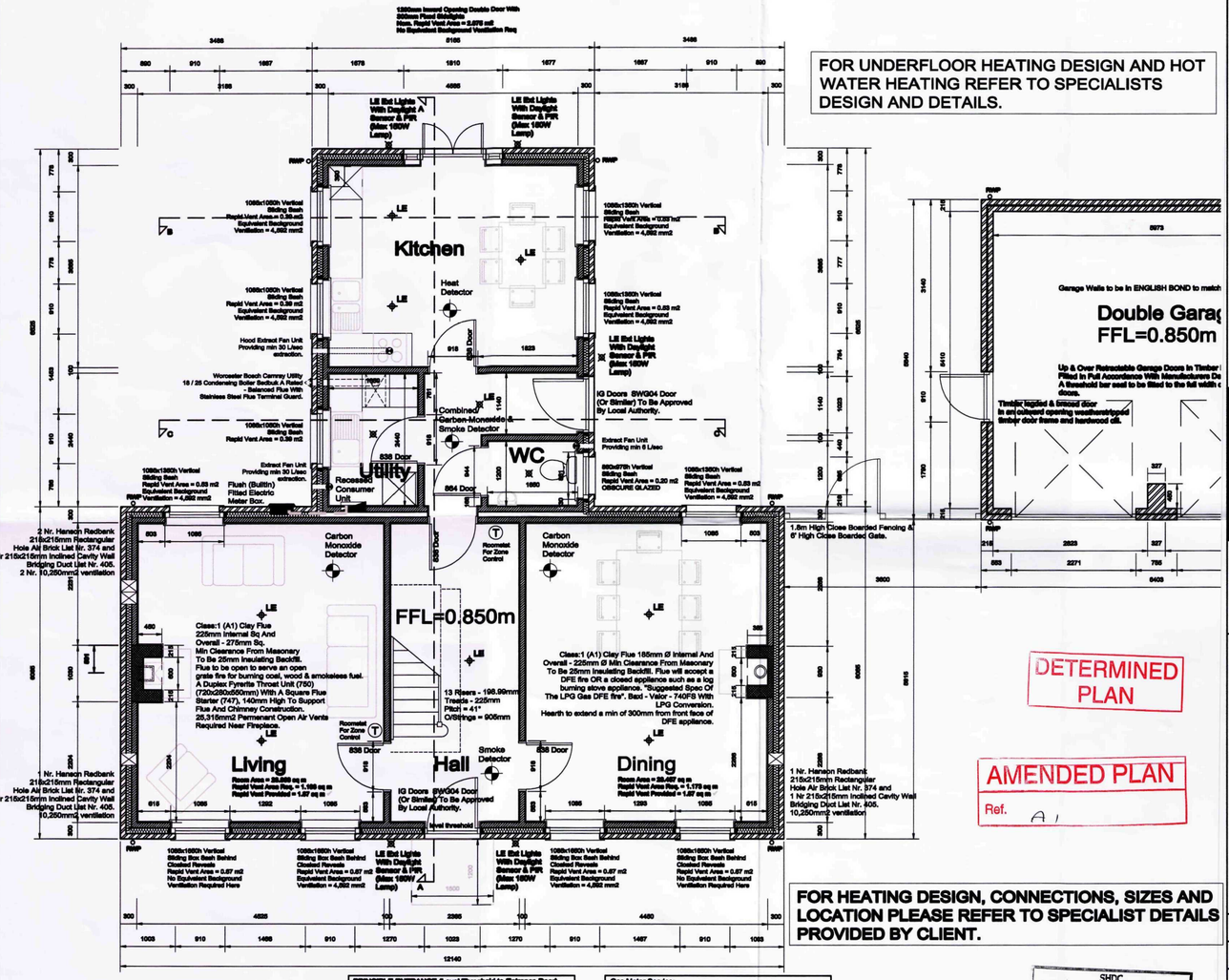

FOR UNDERFLOOR HEATING DESIGN AND HOT WATER HEATING REFER TO SPECIALISTS DESIGN AND DETAILS.

FOR HEATING DESIGN, CONNECTIONS, SIZES AND LOCATION PLEASE REFER TO SPECIALIST DETAILS PROVIDED BY CLIENT.

DETERMINED PLAN

AMENDED PLAN
Ref. A1

SHDC
Planning & Development
2 8 MAY 2009
Ref: 0300/09

Ⓣ Roomstat's Indicated For Zone Control Are Indicative Only And Are To Be Positioned In Accordance With The Heating Design & Zone Circuit Layout Requirements As Deemed Suitable By The Heating Design Engineers.

PRINCIPLE ENTRANCE (Level Threshold to Entrance Door) Block Paving drive area to be laid with a rising slope to the front entrance platform area. A level front entrance platform area at least 1800mm x 1200mm shall be provided to the front door forming a level access and the approach on the driveway to the entrance area shall be a maximum of 1 in 20 to be deemed as a level approach in order to comply with Part M of the Building Regulations.

Gas Meter Service:- No Plant has been identified for gas supply to this site location. Any gas service will be private LPG cylinders to supply gas fire.

Electricity Meter Service will be linked to main road and will be freely accessible via a paved area from the frontage of the dwelling unless agreed otherwise by the utility provider.

ON SITE AND REPORT ANY DISCREPANCIES TO OGLESBY & LIMB LTD.
THIS DRAWING OF THIS DRAWING ARE COVERED BY COPYRIGHT AND REMAIN THE PROPERTY OF OGLESBY & LIMB LTD. WRITTEN APPROVAL MUST BE OBTAINED FROM OGLESBY & LIMB LTD PRIOR TO DUPLICATION OR REPRODUCTION OF THIS DRAWING OR ITS CONTENTS.
ANY DIMENSIONS NOT SHOWN ARE TO BE CHECKED AND AGREED WITH OGLESBY & LIMB LTD.

Rev_A - Window Sizes Adjusted To All Be Cloaked Reveal And Box Sash Style Windows - 27-05-09 - CLS.

Oglesby & Limb Ltd
Chartered Architects and Building Surveyors
67 London Road
Newark, Notts
NG24 1RZ
Tel: 01636 702030
Fax: 01636 705740
e-mail: design@o-l.co.uk

Client:
Mr & Mrs A Gillett

Project:
Hallgate, Gedney,
Nr Spalding,
Lincolnshire,
PE12 0AH

Drawing Title:
Proposed Ground Floor Layout

Date:	11.02.09	Scale:	1:50 @ A2
Drawn by:	cls	Checked by:	ajo

Drawing Number:	Rev:
A0760-20	A

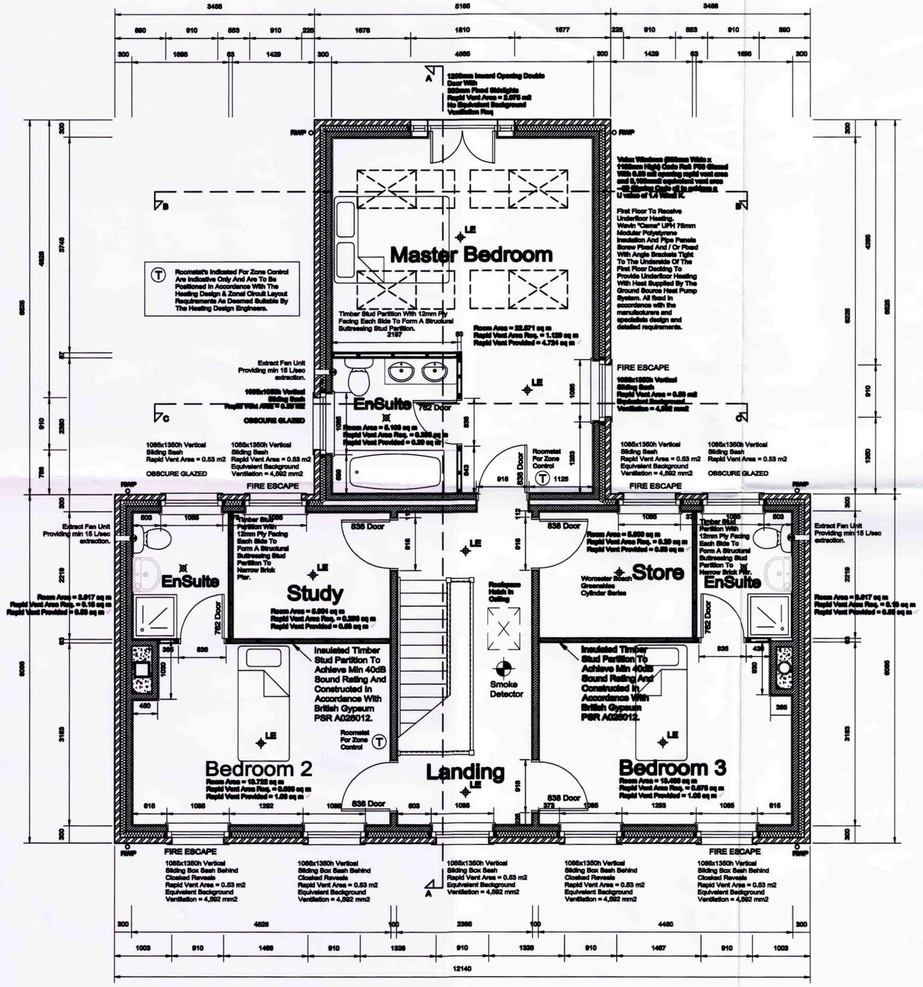

DETERMINED PLAN

AMENDED PLAN
Ref. A1

SHDC
Planning & Development
28 MAY 2009
Ref: 0300/09

ALL FIGURED DIMENSIONS ARE TO BE CHECKED ON SITE BY CONTRACTOR & ANY DISCREPANCIES TO BE REPORTED TO OGLESBY & LIMB LTD.
THE CONTENTS OF THIS DRAWING ARE COVERED BY COPYRIGHT AND REMAIN THE PROPERTY OF OGLESBY & LIMB LTD. WRITTEN APPROVAL MUST BE OBTAINED FROM OGLESBY & LIMB LTD PRIOR TO ANY DUPLICATION OR REPRODUCTION OF THIS DRAWING OR ITS CONTENTS.
ANY DIMENSIONS NOT SHOWN ARE TO BE CHECKED AND AGREED WITH OGLESBY & LIMB LTD.

Rev. A - Window Sizes Adjusted To All Be Cloaked Reveal And Box Sash Style Windows - 27-05-09 - CLS.

Oglesby & Limb Ltd
Chartered Architects and Building Surveyors
67 London Road
Newark, Notts
NG24 1RZ
Tel: 01636 702030
Fax: 01636 703740
e-mail: design@o-l-ltd.co.uk

Client:
Mr & Mrs A Gillett

Project:
Hallgate, Gedney,
Nr Spalding,
Lincolnshire,
PE12 0AH

Drawing Title:
Proposed First Floor Layout

Date:	11.02.09	Scale:	1:50 @ A2
Drawn by:	cls	Checked by:	ajo

Drawing Number:	Rev:
A0760-21	A



FRONT ELEVATION
(Facing South East)

SIDE ELEVATION
(Facing North East)

REAR ELEVATION
(Facing North West)

SIDE ELEVATION
(Facing South West)

DETERMINED PLAN

AMENDED PLAN
Ref. A1

SHDC
Planning & Development
28 MAY 2009
Ref: 0300/09

ON SITE AND REPORT ANY DISCREPANCIES TO OGLESBY & LIMB LTD.
THE CONTENTS OF THIS DRAWING ARE COVERED BY COPYRIGHT AND REMAIN THE PROPERTY OF OGLESBY & LIMB LTD. WRITTEN APPROVAL MUST BE OBTAINED FROM OGLESBY & LIMB LTD PRIOR TO DUPLICATION OR REPRODUCTION OF THIS DRAWING OR ITS CONTENTS.
ANY DIMENSIONS NOT SHOWN ARE TO BE CHECKED AND AGREED WITH OGLESBY & LIMB LTD.

Rev_A - Window Sizes Adjusted To All Be Cloaked Reveal And Box Sash Style Windows - 27-05-09 - CLS.

Oglesby & Limb Ltd
Chartered Architects and Building Surveyors
67 London Road
Newark, Notts
NG24 1RZ
Tel: 01636 702030
Fax: 01636 703740
e-mail: design@o-l-ltd.co.uk

O&L

Client:
Mr & Mrs A Gillett

Project:
Hallgate, Gedney,
Nr Spalding,
Lincolnshire,
PE12 0AH

Drawing Title:
Proposed Elevations

Date:	11.02.09	Scale:	1:75 @ A2
Drawn by:	cls	Checked by:	ajo

Drawing Number: A0760-22	Rev: A

Longitudinal Section Through Chimney
Scale = 1 to 25

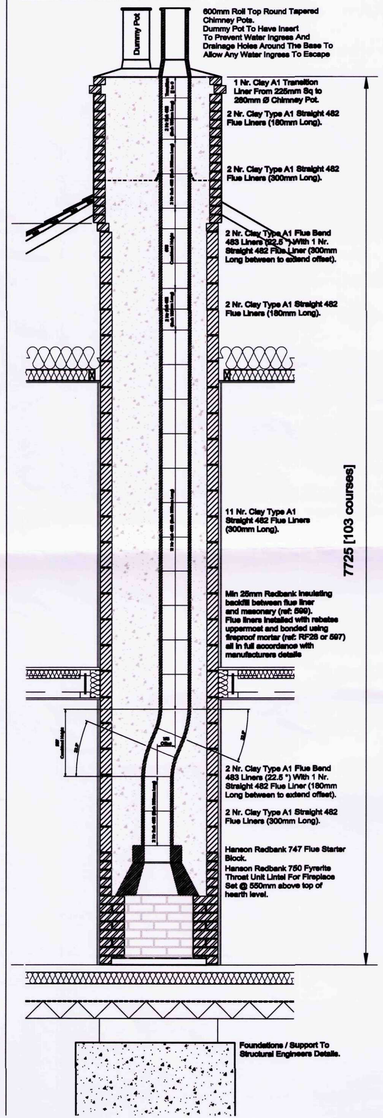

Section Through Gable & Chimney
Scale = 1 to 25

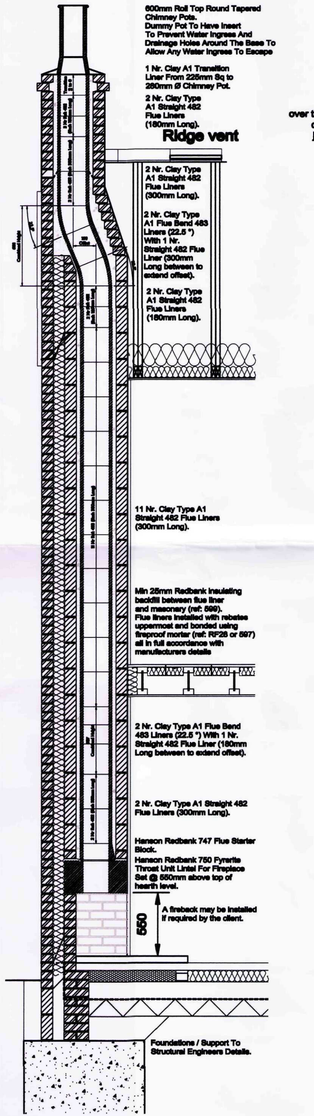

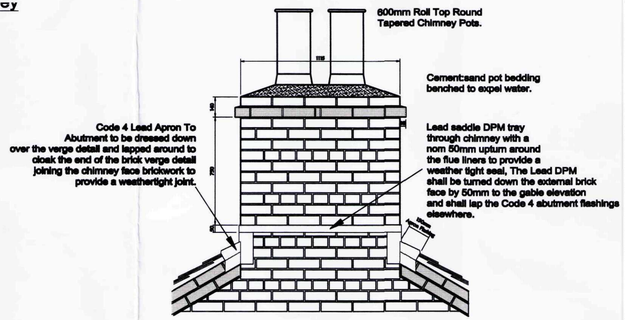

Gable Elevation Of Chimney
Scale = 1 to 20

AMENDED PLAN
Ref. A1

SHDC
Planning & Development
2 8 MAY 2009
Ref: 0300/09

Section Through Air Brick Provision To Lounge / Dining
Scale = 1 to 25

DETERMINED PLAN

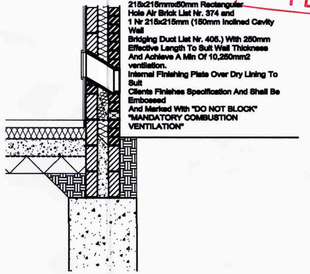

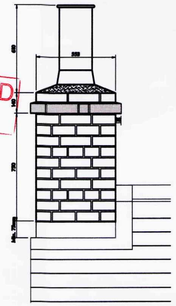

Front / Rear Elevations Of Chimney
Scale = 1 to 20

ON SITE AND REPORT ANY DISCREPANCIES TO OGLESBY & LIMB LTD.
THE CONTENTS OF THIS DRAWING ARE COVERED BY COPYRIGHT AND REMAIN THE PROPERTY OF OGLESBY & LIMB LTD. WRITTEN APPROVAL MUST BE OBTAINED FROM OGLESBY & LIMB LTD PRIOR TO DUPLICATION OR REPRODUCTION OF THIS DRAWING OR ITS CONTENTS.
ANY DIMENSIONS NOT SHOWN ARE TO BE CHECKED AND AGREED WITH OGLESBY & LIMB LTD.

Oglesby & Limb Ltd
Chartered Architects and Building Surveyors
67 London Road
Newark, Notts
NG24 1RZ
Tel: 01636 702030
Fax: 01636 705740
e-mail: design@o-l-ltd.co.uk

O&L

Client:
Mr & Mrs A Gillett

Project:
Hallgate, Gedney, Nr Spalding, Lincolnshire, PE12 0AH

Drawing Title:
Chimney Section Details

Date:	11.02.09	Scale:	1:20 & 1:25 @ A2
Drawn by:	cls	Checked by:	ajo

Drawing Number:	Rev:
A0760-24	

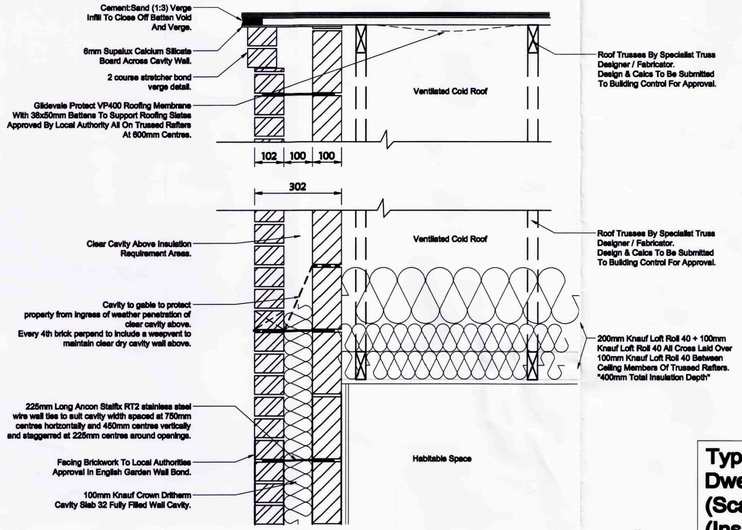

Typical Verge Detail Dwelling and Garage Gables (Scale 1 to 10) (Insulation omitted for garage)

Typical Eaves Section Detail Dwelling and Garage (Scale 1 to 10) (Insulation omitted for garage)

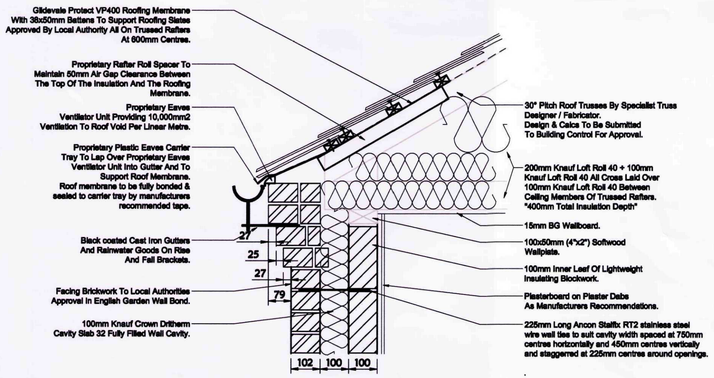

Typical Verge Elevational Detail Dwelling and Garage (Scale 1 to 10)

SHDC
Planning & Development
2 8 MAY 2009
Ref: 0300/09

DETERMINED PLAN

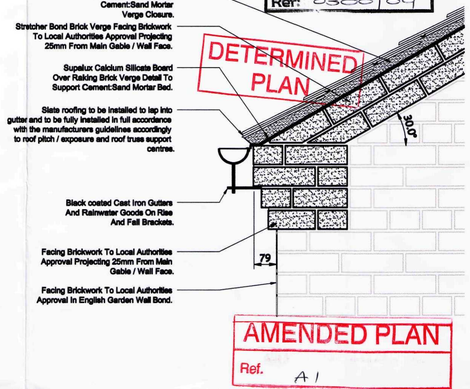

AMENDED PLAN
Ref. A1

ALL ERRORS AND DISCREPANCIES TO OGLESBY & LIMB LTD.
THE CONTENTS OF THIS DRAWING ARE COVERED BY COPYRIGHT AND REMAIN THE PROPERTY OF OGLESBY & LIMB LTD. WRITTEN APPROVAL MUST BE OBTAINED FROM OGLESBY & LIMB LTD PRIOR TO DUPLICATION OR REPRODUCTION OF THIS DRAWING OR ITS CONTENTS.
ANY DIMENSIONS NOT SHOWN ARE TO BE CHECKED AND AGREED WITH OGLESBY & LIMB LTD.

Oglesby & Limb Ltd
Chartered Architects and Building Surveyors
67 London Road
Newark, Notts
NG24 1RZ
Tel: 01636 702030
Fax: 01636 705740
e-mail: design@o-l-ltd.co.uk

O&L

Client:
Mr & Mrs A Gillett

Project:
Hallgate, Gedney, Nr Spalding, Lincolnshire, PE12 0AH

Drawing Title:
Eaves and Verge Detail

Date:	08.05.09	Scale:	1:10 @ A2
Drawn by:	cls	Checked by:	ajo

Drawing Number: A0760-35
Rev: