External Mapping Services

SOUTH HOLLAND DISTRICT COUNCIL



SUPPLY OF ORDNANCE SURVEY MAPPING

LOCATION PLANS FOR MAKING APPLICATIONS

A set of A4 plans can be provided for your use when making a Planning or Building Regulations application. Price £10.00 for the first copy and £1.00 for each additional copy. (This price covers the Ordnance Survey royalties and a small administrative charge). The copies must not be used for anything except the application.

SCHOOLS AND CLASSROOM PROJECTS

Local Authority OS licences permit copies for educational use, but only for LEA maintained schools. Anyone else should use an OS Agent. For an LEA school or student, an official order is required in order that the County Council or School can be invoiced. An administrative charge of £5 will be applied.

INDIVIDUAL STUDY PROJECTS

A maximum of four copies of an A4 map can be provided by the Library Services. Maps are not available from the District Council.

ORDNANCE SURVEY AGENTS

Ordnance Survey agents will provide maps where the District Council is unable to for copy right reasons. Local Agents are:

Heffers Map Shop, 61 Clifton Road, CAMBRIDGE
Telephone: 01223 568417

Dillons, 25 Wheeler Gate, NOTTINGHAM
Telephone: 0115 9484861

Trident Map Services, 112 Thorpe Road, NORWICH
Telephone: 01603 762799

The Map Shop, 30a Belvoir Street, LEICESTER
Telephone: 0116 2471400

None of the copies provided may be reproduced again for any purpose as this would infringe Ordnance Survey copyright.

Postage where required is included and VAT is not chargeable on any items shown above. All sales are at the discretion of the Council. Response is not guaranteed within any specified period of time. No invoices will be issued for items less than £5.00. Any items to be invoiced must have a written order.

Land Information Section, Housing & Planning Department Support Services, Council Offices, Priory Road, Spalding, Lincolnshire, PE11 2XE.
Telephone: 01775 761161.

mm air
etween
0mm
o B.S.

quivalent
ntilation
free air
e min

ter
B.R. L9.

LINTELS.
All lintels to be manufactured by Messrs. I.G. and to be installed in accordance with makers' instructions, and to have min. end bearing of 150mm and at external positions to have cavity tray D.P.C. to CP. 121. Internal lintels to be I.G. 100 Box type. Lintels in garage to be underlined with 12.7 fireline board or receive 12mm render and skim.

SURFACE WATER DRAINAGE.
115 dia. half round rainwater gutters to 68 dia. rainwater pipes 82.4 dia. underground pipes flexibly joined to a fall of 1:70 pipes bedded and surrounded in pea gravel and discharge to 1.2m dia. soakaway min. 5.0m from dwelling.



West Elevation



South Elevation

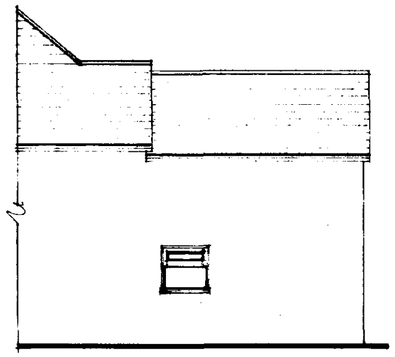

North Elevation

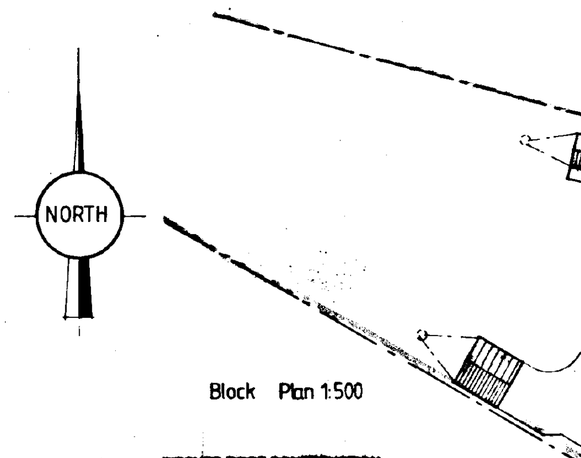

Block Plan 1:500

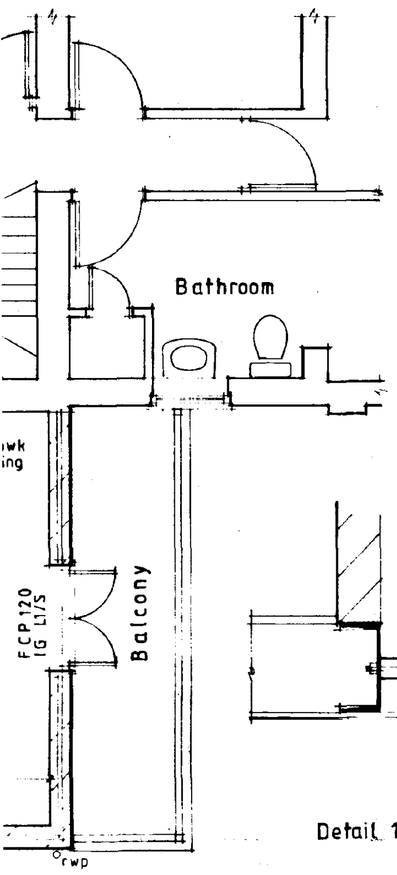

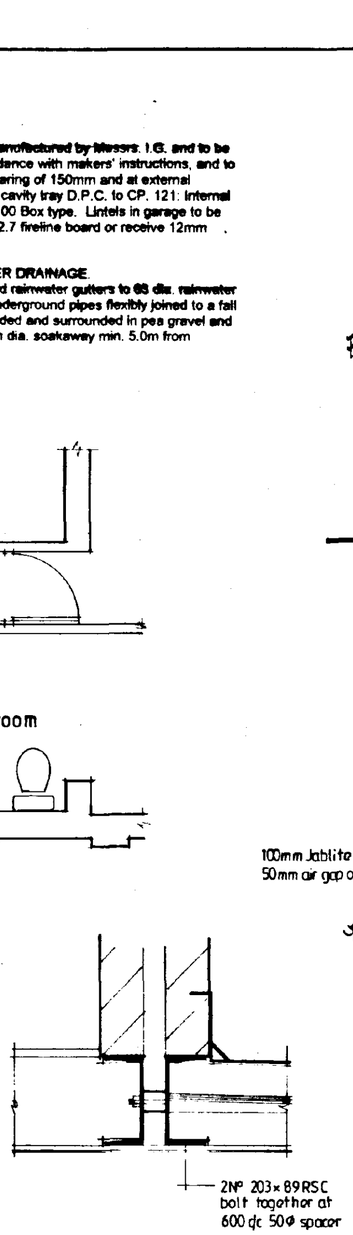

Detail 1:10

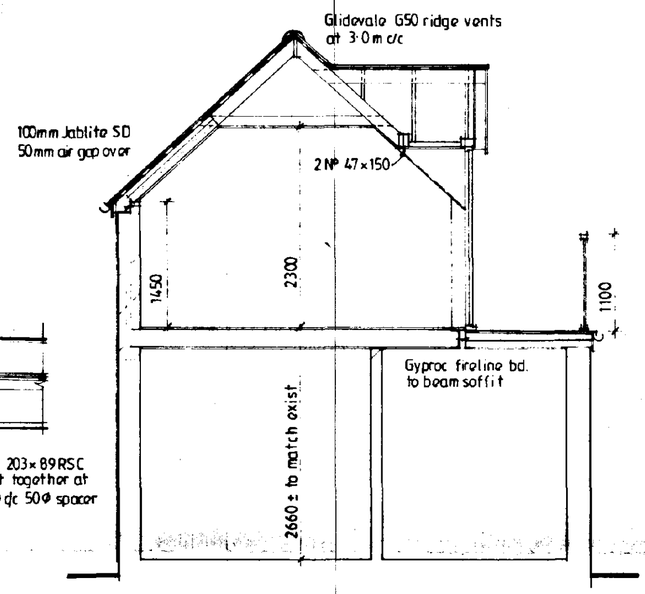

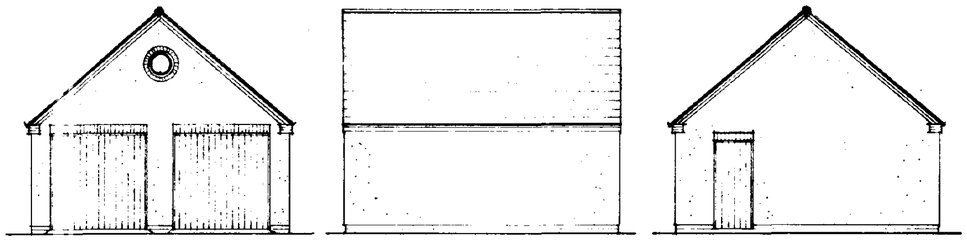

Front Sides Rear

PITCHED ROOF CONSTRUCTION.
Reclaimed Blue/Black Slates on 25 x 38 softwood treated battens on underfelt to B.S. 747 (type 1F) and in all cases to be lapped by 150mm both vertically and horizontally. Tiles to be laid with min. headlap of 75mm and to be fixed in accordance with regard to wind speed, roof pitch and exposure category as detailed in CP3 chapter V part 2 1972. To Garage Twinaplate specialist made prefabricated roof trusses to comply with B.S. 5268 part 3 1985. **TRUSS CALC'S TO BE SUBMITTED TO L/A. MIN. 28 DAYS PRIOR TO ERECTION.** Trusses to be attic type at 400c/c to a pitch of 40 deg 38 x 100 ridge node binder 2No 38 x 100 ceiling binders: Extension roof at 42.5 deg. to consist of 47 x 150 rafters at 600mm c/c to 38 x 200 ridge board ; 38 x 100 ceiling joists: All trusses & rafter feet to be strapped to wall plate by 30 x 5 galvanised metal straps acting as anchor and lateral restraint straps at max. 1,5m c/c. Note: provide solid bridging beneath straps: 50 x 100 wall plate bedded on sand and cement: 27 x 75 fascia boards: 6mm ext. grade plywood soffit complete with 25mm wide continuous air gap and fly proof screen: All structural timber to be min.SC3 grade. Where span of trussed rafter exceeds 5.0m provide additional bracing within the plane of the webb in accordance with Truss Plate Assoc. tech. bulletin sheet 4: Install code 4 lead to abutment. Close cavity at plate level.

DORMER CONSTRUCTION
Form 42.5 deg. pitch dormer as shown on plan: roof covering as main roof on 50 x 100 rafters and ceiling joists at 400 c/c on 50 x 100 head plate: 12,7mm plasterboard and skim to ceiling with 100mm glassfibre insulation laid between joists: Form external walls and cheeks of 19 x 125 treated timber on 25 x 38 treated timber studs at 400 c/c on breather paper fixed to 9mm ext. grade sheathing ply on 50 x 100 timber studs at 400 c/c: 100mm glassfibre infill between studs: finish internally with 12.7mm Gyproc "duplex" plasterboard and skim: Form code 4 lead flashing to dormer cheeks.

FLAT ROOF CONSTRUCTION. (WARM)
Poly Roof 185 Resin roofing to Ag Cert. No 91/2604: 6mm Ply deck :70mm Celotex insulation booard On 20mm Ply decking on S/W firring to 1:60 fall: 47 x 75 SC3 grade joists at 400 c/c with 30 x 5 m.s. straps at max. 1.5m centres 20mm marine ply fascia.

CEILINGS.
200mm glassfibre insulation total thickness. 100mm between rafters & 100mm over rafters to flat areas & 100mm Jablite SD laid between rafters to sloped areas. 12.7mm Gyproc "duliplex" plasterboard 3mm skim finish: Provide min. 38 x 38 noggins to all plasterboard edges. All joints to be taped and filled. Garage ceiling to be 12.7mm Gyproc Fireline board and Artex. Provide access trap to roof space: opening to be lined with 25 x 25 planted stops. Access panel to be 12mm ply with layer of 12.7mm Fireline board fixed to face. Draught seal all round

WALLING.
250 cavity walling to consist of 20mm sand/cement render to CP5262 on 100mm Tarmac Hemelite blockwork: 50 cavity: build into cavity Rockwool cavity wall batts insulation boarding in accord. with makers instructions and agrement cert' No.83/1087. 100mm Tarmac Hemelite solid insulation blocks or similar: Cavity walls tied together using galvanised iron twist ties set 900 horizontally and 450 vertically to B.S. 1243:1978 wall ties positioned at 900 vertical centres at all unbonded closures of cavity: Close cavities with "Thermabate" preformed closer and provide bitumen felt DPC to C.P. 121. External walls to have min. "U" value of 0.45 W/m^2

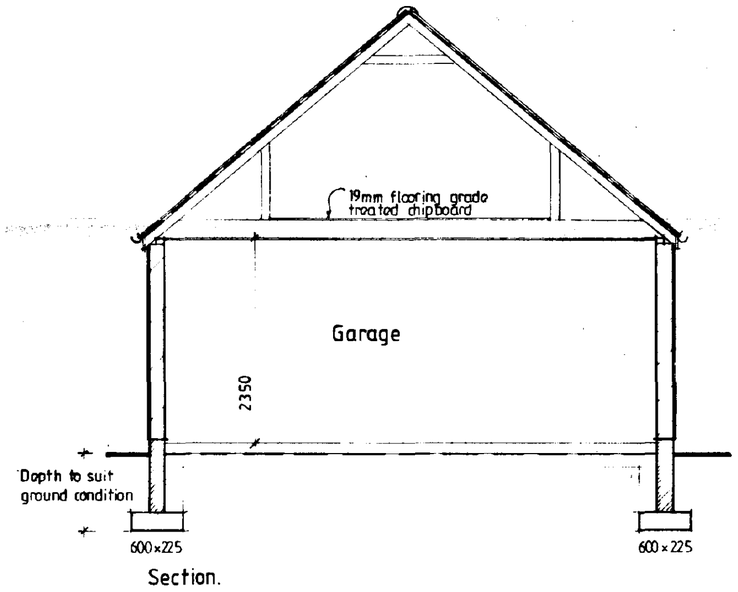

Section.

