

· SIDE ELEVATION ·

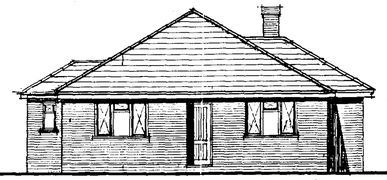

· FRONT ELEVATION ·

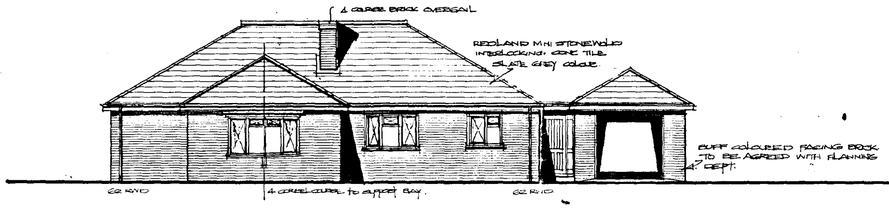

· SIDE ELEVATION ·

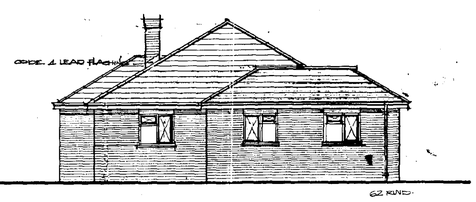

· REAR ELEVATION ·

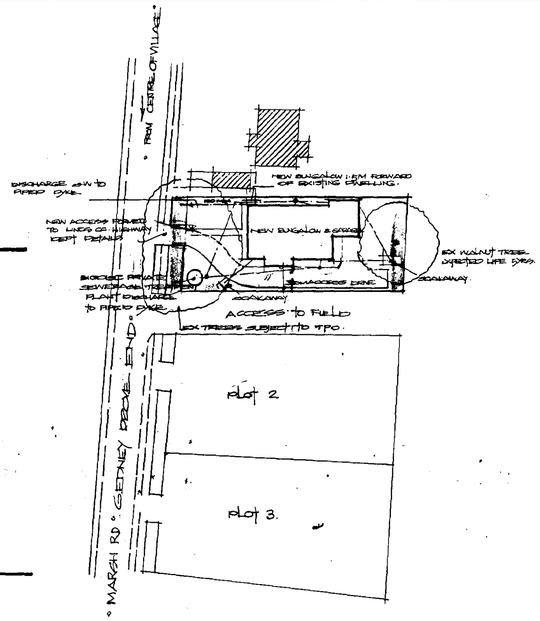

· BLOCK PLAN SCALE 1/500 ·

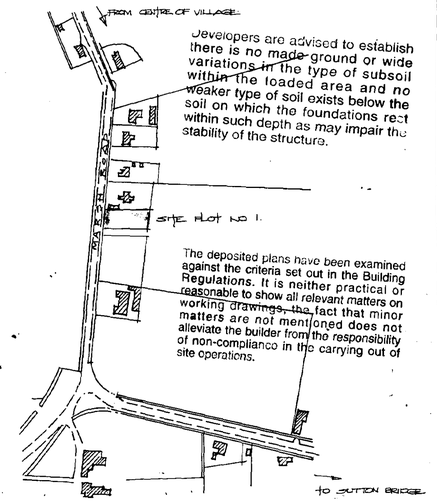

LOCATION PLAN SCALE 1/2500 ·

ALL GLAZING TO BE DOUBLE GLAZING WITH MIN AIR GAP OF 12MM. & IN ACCORDANCE WITH PART N · B.E.R.S.

DWELLING WINDOWS & EXTERNAL DOORS 18.32% FLOOR AREA.

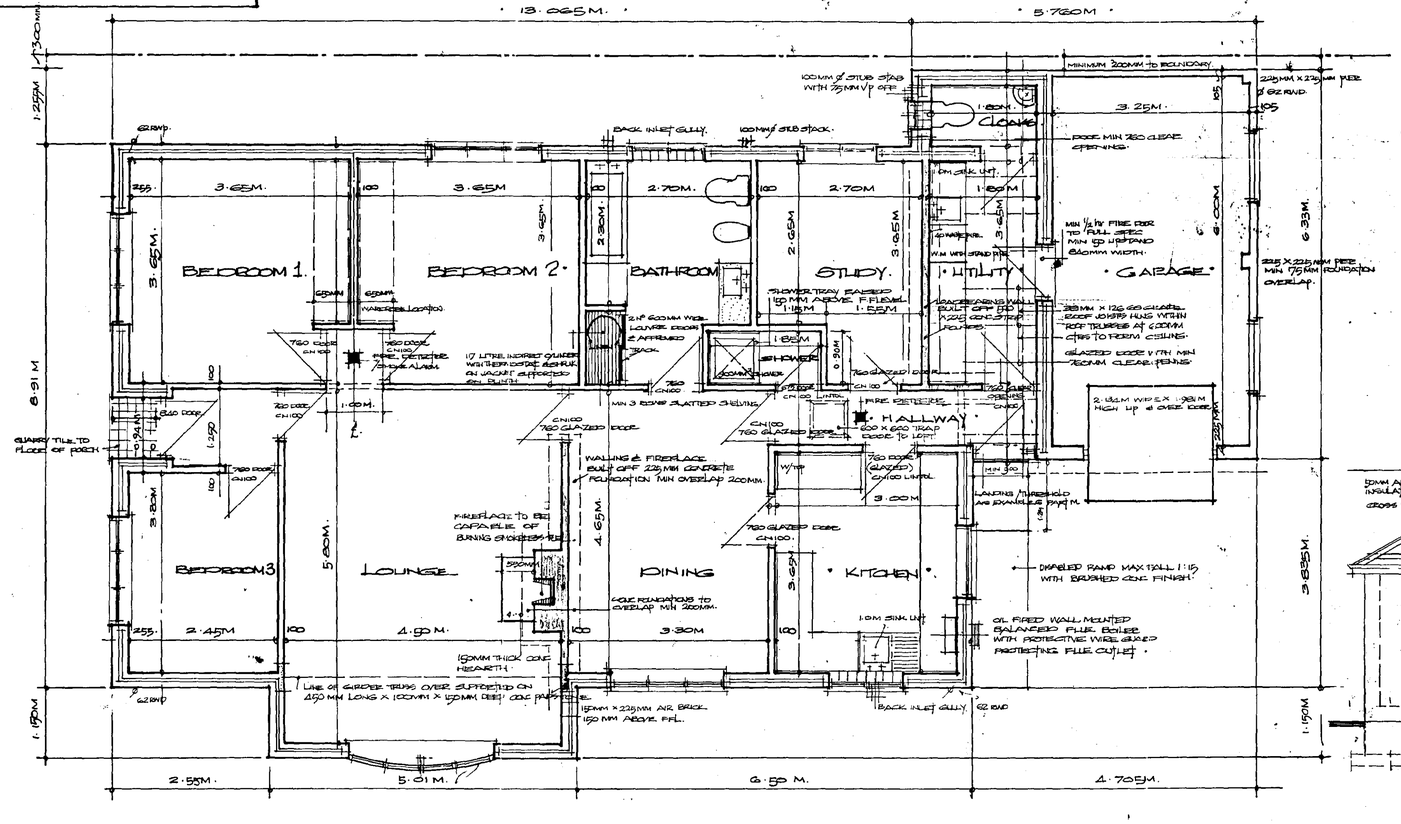
13.665M.
5.760M
1.725M
1.250M
8.91M
6.33M
4.02M
3.25M
MINIMUM 200MM to BOUNDARY
100mm of STUB STAB WITH 75MM VP OFF
225MM X 225MM FREE Ø 62 R.W.P.
105
CLOAK
1.80M
FREE MIN 760 CLEAR OPENING.
BACK INLET GULLY.
100mm of SOIL STACK.
62 R.W.P.
3.65M.
3.65M
2.70M.
2.70M
BEDROOM 1.
BEDROOM 2.
BATHROOM
STUDY.
UTILITY
GARAGE.
2.30M
2.65M
3.95M
3.65M
1.0M SINK UNIT
W.M. WASTE
W.M. VENT STAND PIPE
MIN 1½ Hr FIRE DOOR TO FULL SPEC MIN 45 MINS AND 860mm WIDTH.
SHOWER TRAY RAISED 150 MM ABOVE F.F.LEVEL 1:15M
1.85M
1.55M
1.80M
0.90M
760 GLAZED DOOR CH 100
760 DOOR CH 100
600mm WIDE
2 APPROVED SMOKE DETECTOR & HEAT ALARM
17 LITRE INDIRECT CYLINDER WITH 35MM DEPTH AGHTAM OR VACUUM INSULATION 25% BUILT
2.1M 600 MM WIDE LOUVRE DOORS 2 APPROVED SMOKE DETECTOR & HEAT ALARM
WARDROBE LOCATION
65mm
65mm
760 DOOR CH 100
760 DOOR CH 100
210 DOOR CH 100
1.00M.
100
100
100

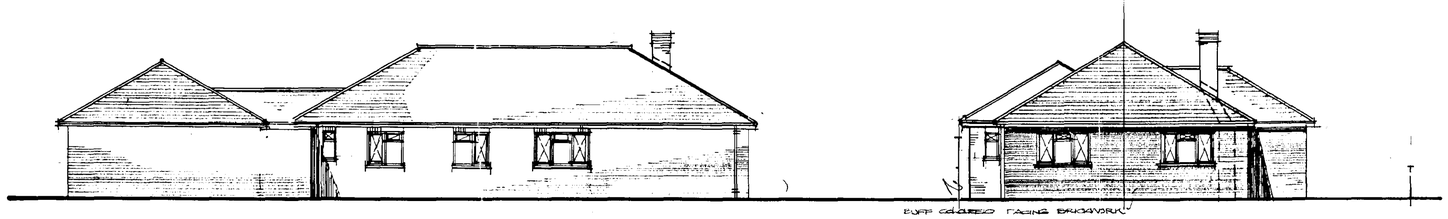

·SIDE ELEVATION·

·FRONT ELEVATION·



·SIDE ELEVATION·



·REAR ELEVATION·

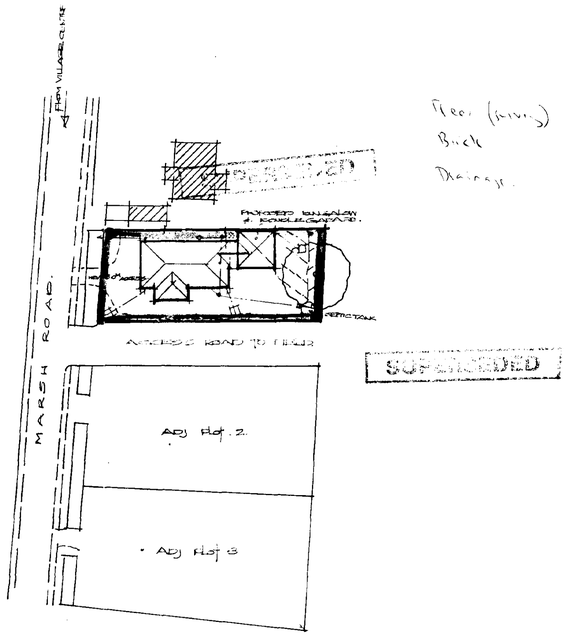

BLOCK PLAN SCALE 1:500

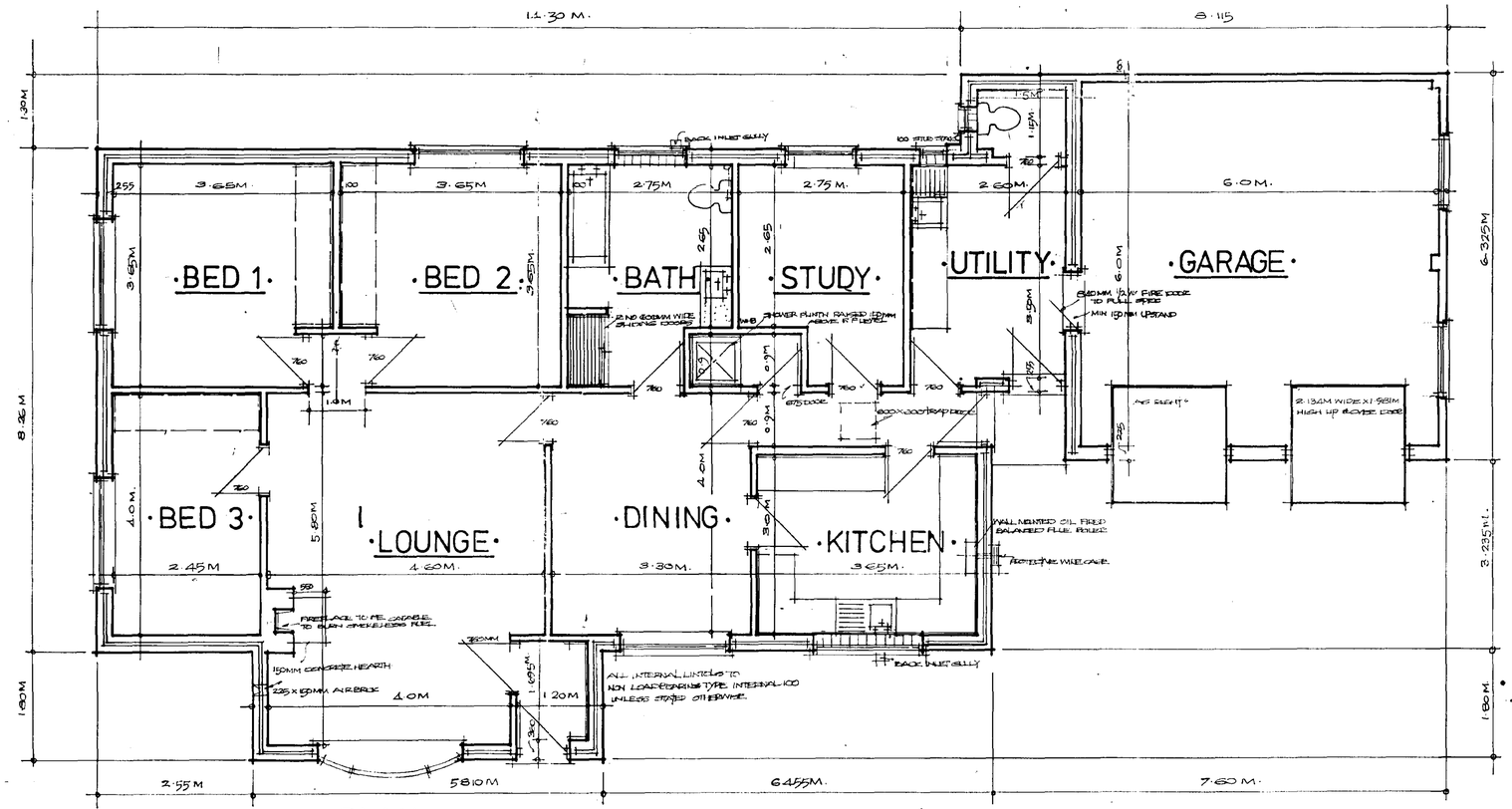

·PLAN·

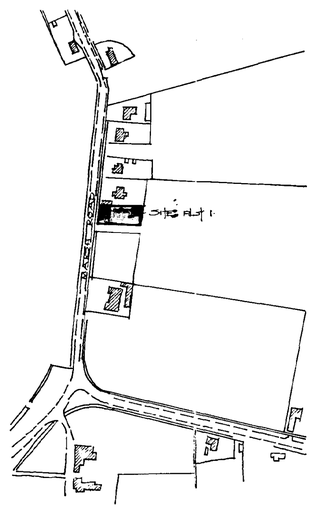

·KEY PLAN SCALE 1:2500·

- PROPOSED BUNGALOW & GARAGE
- PLOT 1 MARSH ROAD
- GEDNEY DROVE END
- Mr R.R. KIRK.

SOUTH HOLLAND DC
HOUSING & PLANNING
29 AUG 2000
Ref. H066/00

Tel 01945-585926