H.M. LAND REGISTRY	TITLE NUMBER
	LL 69922

ORDNANCE SURVEY PLAN REFERENCE	TF3311 TF3411	Scale 1/2500
COUNTY LINCOLNSHIRE	DISTRICT SOUTH HOLLAND	© Crown copyright

The boundaries shown by dotted lines have been plotted from the plans on the deeds. The title plan may be updated from later survey information.

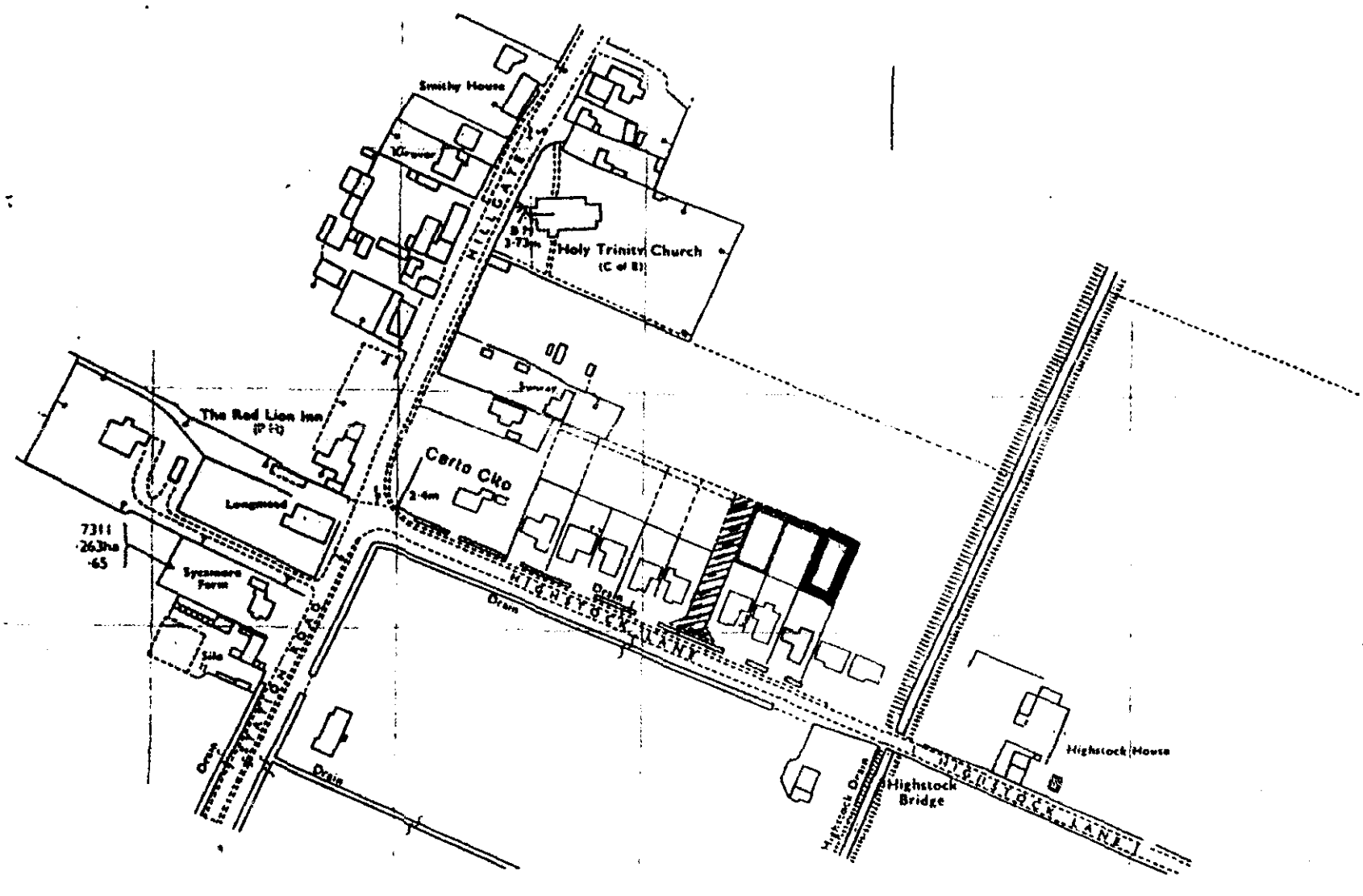

TF3311
TF3411

FILED PLAN
H.M. LAND
11/91
REGISTRY

is OFFICE COPY shows the state of the title plan on 8 August 2000 and is admissible in evidence to the same
tent as the original. This office copy of the title plan may be subject to minor distortions in scale.
sued on 9 August 2000 by the Kingston-Upon-Hull District Land Registry.
Crown Copyright. Produced by HMLR. Further reproduction in whole or part is prohibited without the prior written permission
Ordnance Survey. Licence Number GD272728.

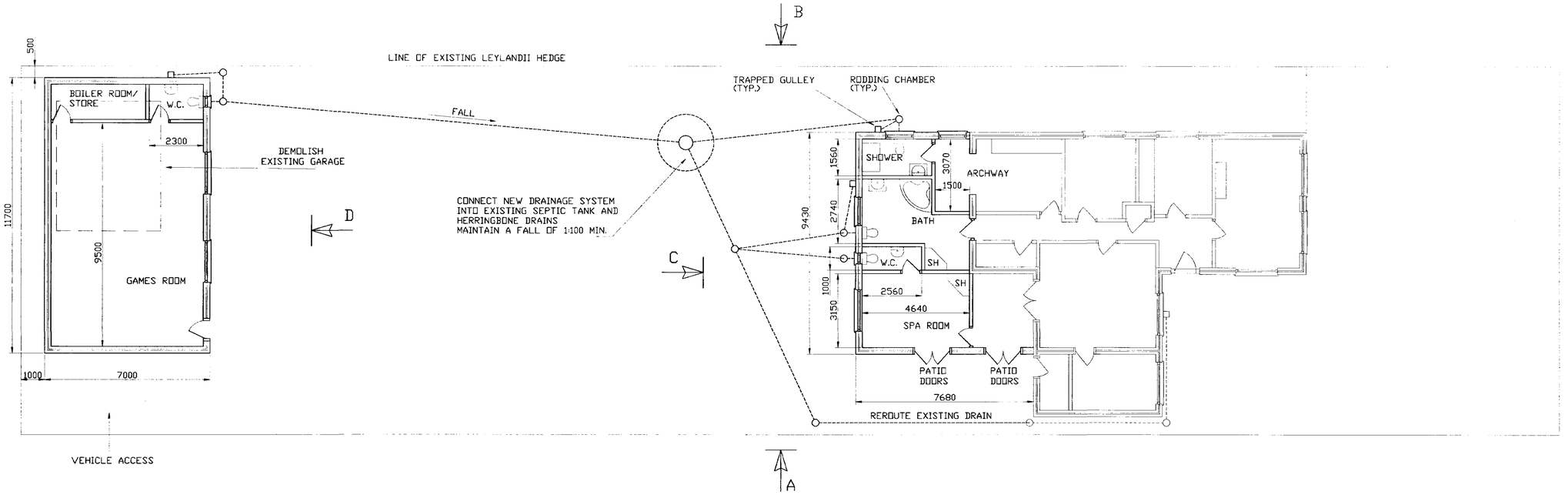

PROPOSED PLAN VIEW

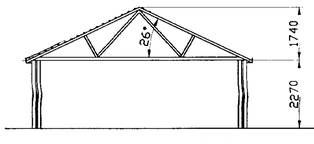

TYPICAL SECTION THROUGH GAMES ROOM

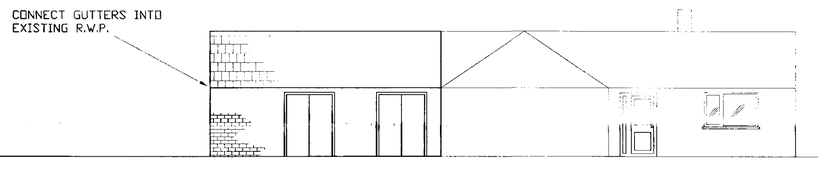

PROPOSED ELEVATION ON ARROW 'A'



PROPOSED ELEVATION ON ARROW 'B'

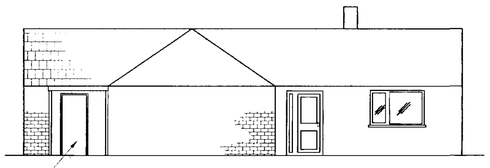

EXISTING CONSERVATORY TO BE DEMOLISHED

EXISTING ELEVATION ON ARROW 'A'

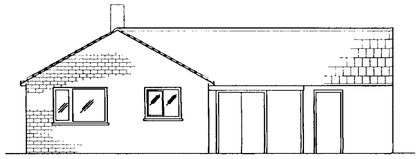

EXISTING ELEVATION ON ARROW 'C'

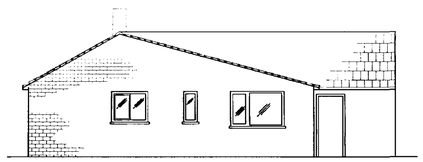

PROPOSED ELEVATION ON ARROW 'C'

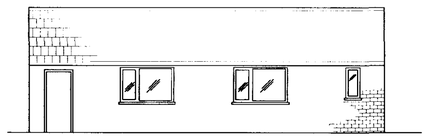

PROPOSED ELEVATION ON ARROW 'D'

FOUNDATIONS

650 X 193 CONC. STRIP FOUNDATION,
DEPTH TO SUIT L.A.
100 THK. REINF. CONC. FLOOR ON 150 CONSOLIDATED HARDCORE.

WALLS

IBSTOCK CAVENDISH DORKET HONEYGOLD 65mm. BRICKS
TO MATCH EXISTING EXTERNAL BRICKWORK
280 CAVITY WALLS INTERNAL WALLS TO BE CELCON BLOCKS OR SIMILAR.
CAVITIES TO BE INSULATED WITH 50 THK. ROCKWOOL.
BITUMEN D.P.C. 150mm. ABOVE EXTERNAL
GROUND LEVEL.
WINDOWS 1770 WIDE X 1200 HIGH IN GAMES ROOM WALL TO MATCH EXISTING
WINDOWS 1200 WIDE X 1050 HIGH IN BATH AND SHOWER ROOMS
AND DRESSING ROOM

ACCESS INTO THE PROPOSED EXTENSION TO BE CONSTRUCTED
USING EXIISTING WINDOW OPENINGS.

ROOFS

SANDTOFT DOUBLE PANTILE BROWN TILES TO MATCH EXISTING
ON 25 X 38 TREATED SOFTWOOD.
BATTENS ON ROOFING FELT TO B.S. 747 WITH
150mm. VERTICAL & HORIZONTAL LAPPING
ON STANDARD FINK TRUSSES FROM 100 X 38
GS OR MGS GRADE TIMBER WITH DIAGONAL
BRACING FROM 100 X 25 TIMBERS
41 TRUSSES PITCHED 550MM 100X 50 WALL PLATES
(TRUSSES SUPPLIED PRE-FABRICATED FROM
MANUFACTURER AND ERRECTED TO HIS
INSTRUCTIONS)

100 UPVC GUTTER & ø65 UPVC DOWN PIPES
INTO EXISTING SURFACE WATER DRAINS
CATNIC LINTELS OVER DOOR & WINDOW
OPENINGS, WITH BITUMINOUS FELT
HORIZONTAL & VERTICAL D.P.C'S.

DRAINS

FOUL DRAINAGE TO BE ø100 STANDARD STRENGTH RIGID PIPES
LAID ON A MIN. DEPTH BED OF 100MM OF GRANULAR MATERIAL.
THE PIPE SHOULD BE COVERED WITH SELECTED FILL TO A DEPTH
OF 250MM ABOVE PIPE INVERT LEVEL.

PIPEWORK AND INSALLATIONS FOR ABOVE GROUND DRAINAGE SHOULD
CONFORM TO BS 5572 : 1978 CODE OF PRACTICE FOR SANITARY PIPEWORK.

RAIN WATER DOWN PIPES TO BE CONNECTED INTO
EXISTING SURFACE WATER DRAINS

INTERNAL FINISH

INTERNAL FINISHES, FIXTURES AND FITTINGS ETC.
SHOULD MATCH EXISTING.

ROOF SPACES SHOULD BE INSULATED WITH A PROPRIETARY
INSULATION MATERIAL USED TO THE MANUFACTURES INSTRUCTIONS.

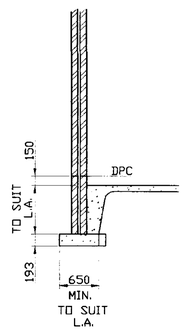

TYPICAL FOUNDATION DETAIL
SCALE 1:50

RECEIVED
HOUSING & PLANNING
10 MAY 2001
Ref: 0563/01

TITLE PROPOSED EXTENSION
17, HIGHSTOCK LANE,
GEDNEY HILL
SPALDING. LINCS.

SCALE :- 1:100 @ A1 U.S.O.	DATE : 19.03.2001
DRAWING No. AB. 0001	REVISION A

REV.B JAN 2002. DRAIN AND OUTDOOR DETAIL ADDED.

REV.B FEB 2002. MINOR ROOF CHANGE ON EXISTING BUILDING, EXISTING ROOF TO BE CONTINUED ALONG EXISTING LINE WITH A NEW FLAT ROOF TO BE CONSTRUCTED OVER SPA ROOM AND SMALL AJOINING ROOM.
REV.B JAN 2002. DRAIN AND OUTDOOR DETAIL ADDED.

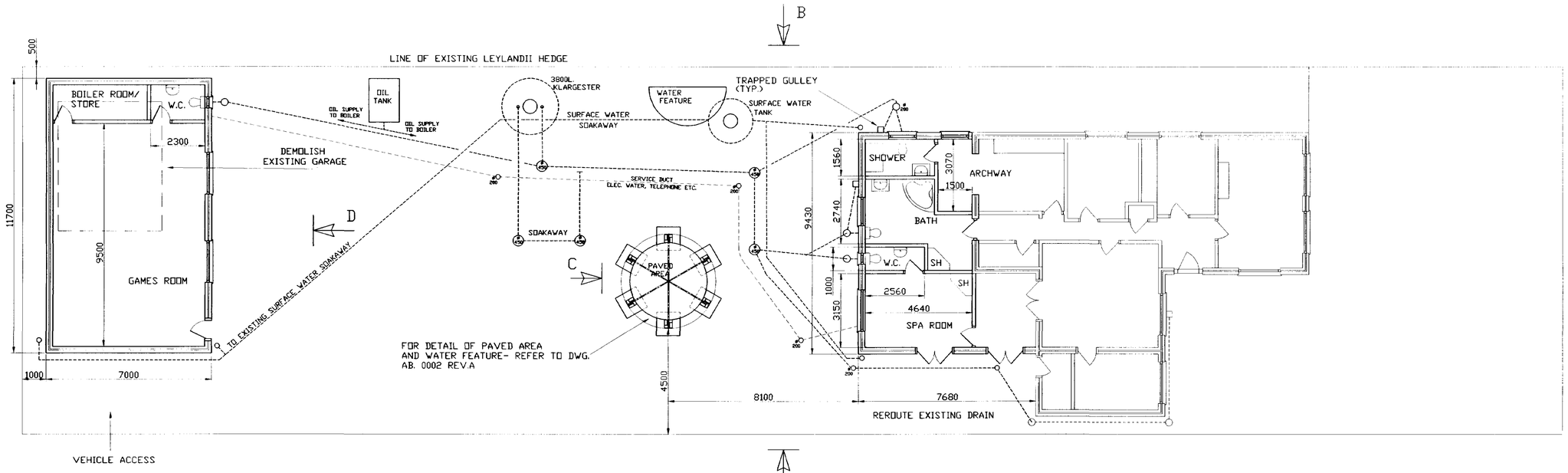

HIGHSTOCK LANE

PROPOSED PLAN VIEW



TYPICAL SECTION THROUGH GAMES ROOM

PROPOSED ELEVATION ON ARROW 'A'



PROPOSED ELEVATION ON ARROW 'B'

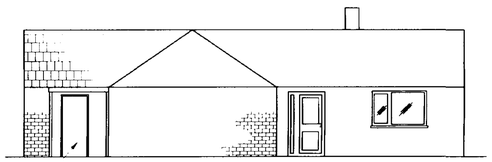

EXISTING CONSERVATORY TO BE DEMOLISHED

EXISTING ELEVATION ON ARROW 'A'

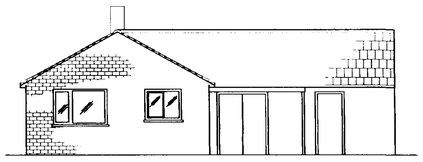

EXISTING ELEVATION ON ARROW 'C'

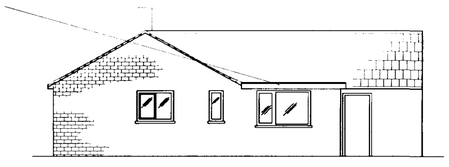

PROPOSED ELEVATION ON ARROW 'C'
(GARDEN FEATURE OMITTED)

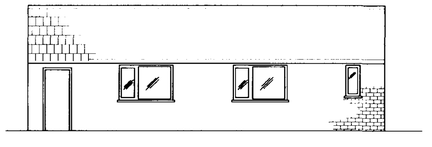

PROPOSED ELEVATION ON ARROW 'D'

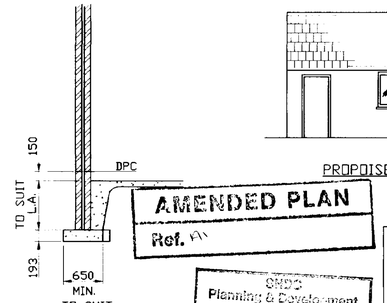

TYPICAL FOUNDATION DETAIL
SCALE 1:50

AMENDED PLAN
Ref. A1

SMDC Planning & Development
- 7 MAR 2002
Ref 0563/01

FOUNDATIONS

650 X 193 CONC. STRIP FOUNDATION,
DEPTH TO SUIT L.A.
100 THK. REINF. CONC. FLOOR ON 150 CONSOLIDATED HARDCORE.

WALLS

IBSTOCK CAVENDISH DORKET HONEYGOLD 65mm. BRICKS
TO MATCH EXISTING EXTERNAL BRICKWORK
280 CAVITY WALLS INTERNAL WALLS TO BE CELCON BLOCKS OR SIMILAR.
CAVITIES TO BE INSULATED WITH 50 THK. ROCKWOOL.
BITUMEN D.P.C. 150mm. ABOVE EXTERNAL
GROUND LEVEL.
WINDOWS 1770 WIDE X 1200 HIGH IN GAMES ROOM WALL TO MATCH EXISTING
WINDOWS 1200 WIDE X 1050 HIGH IN BATH AND SHOWER ROOMS
AND DRESSING ROOM

ACCESS INTO THE PROPOSED EXTENSION TO BE CONSTRUCTED
USING EXIISTING WINDOW OPENINGS.

ROOFS

SANDTOFT DOUBLE PANTILE BROWN TILES TO MATCH EXISTING
ON 25 X 38 TREATED SOFTWOOD.
BATTENS ON ROOFING FELT TO B.S. 747 WITH
150mm. VERTICAL & HORIZONTAL LAPPING
ON STANDARD FINK TRUSSES FROM 100 X 38
GS OR MGS GRADE TIMBER WITH DIAGONAL
BRACING FROM 100 X 25 TIMBERS
41 TRUSSES PITCHED 550MM 100X 50 WALL PLATES
(TRUSSES SUPPLIED PRE-FABRICATED FROM
MANUFACTURER AND ERRECTED TO HIS
INSTRUCTIONS)

100 UPVC GUTTER & Ø65 UPVC DOWN PIPES
INTO EXISTING SURFACE WATER DRAINS
CATNIC LINTELS OVER DOOR & WINDOW
OPENINGS, WITH BITUMINOUS FELT
HORIZONTAL & VERTICAL D.P.C'S.

FLAT ROOF OVER SPA ROOM AREA TO BE LAID ON
200X50 TIMBER JOISTS (STRENGTH CLASS SC4) AT
400 CRS. WITH FELT & STONE CHIP FINISH.

DRAINS

FOUL DRAINAGE TO BE Ø100 STANDARD STRENGTH RIGID PIPES
LAID ON A MIN. DEPTH BED OF 100MM OF GRANULAR MATERIAL.
THE PIPE SHOULD BE COVERED WITH SELECTED FILL TO A DEPTH
OF 250MM ABOVE PIPE INVERT LEVEL.

PIPEWORK AND INSALLATIONS FOR ABOVE GROUND DRAINAGE SHOULD
CONFORM TO BS 5572 : 1978 CODE OF PRACTICE FOR SANITARY PIPEWORK.

RAIN WATER DOWN PIPES TO BE CONNECTED INTO
EXISTING SURFACE WATER DRAINS

INTERNAL FINISH

INTERNAL FINISHES, FIXTURES AND FITTINGS ETC.
SHOULD MATCH EXISTING.

ROOF SPACES SHOULD BE INSULATED WITH A PROPRIETARY
INSULATION MATERIAL USED TO THE MANUFACTURES INSTRUCTIONS.

TITLE PROPOSED EXTENSION
17, HIGHSTOCK LANE,
GEDNEY HILL
SPALDING. LINCS..

SCALE :- 1:100 @ A1 U.S.D. | DATE : 19.03.2001

DRAWING No. AB. 0001 | REVISION C