

FRONT

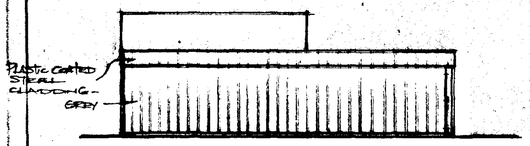

SIDE

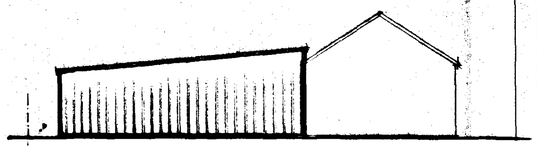

REAR

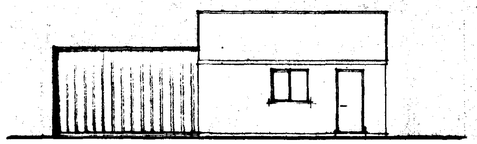

SIDE

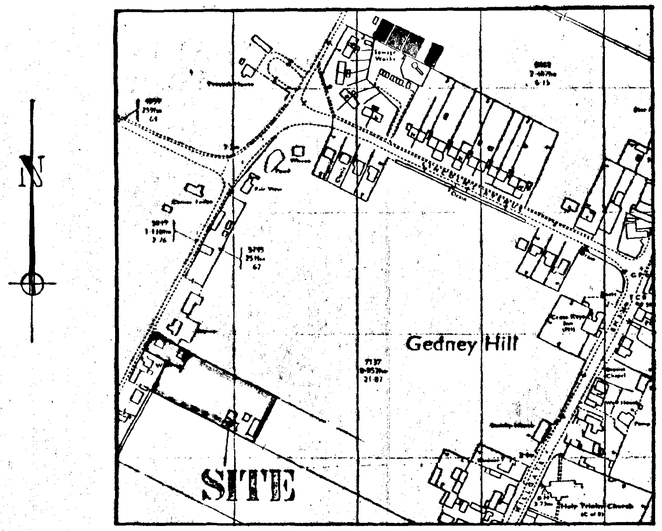

LOCATION PLAN

1 : 2500

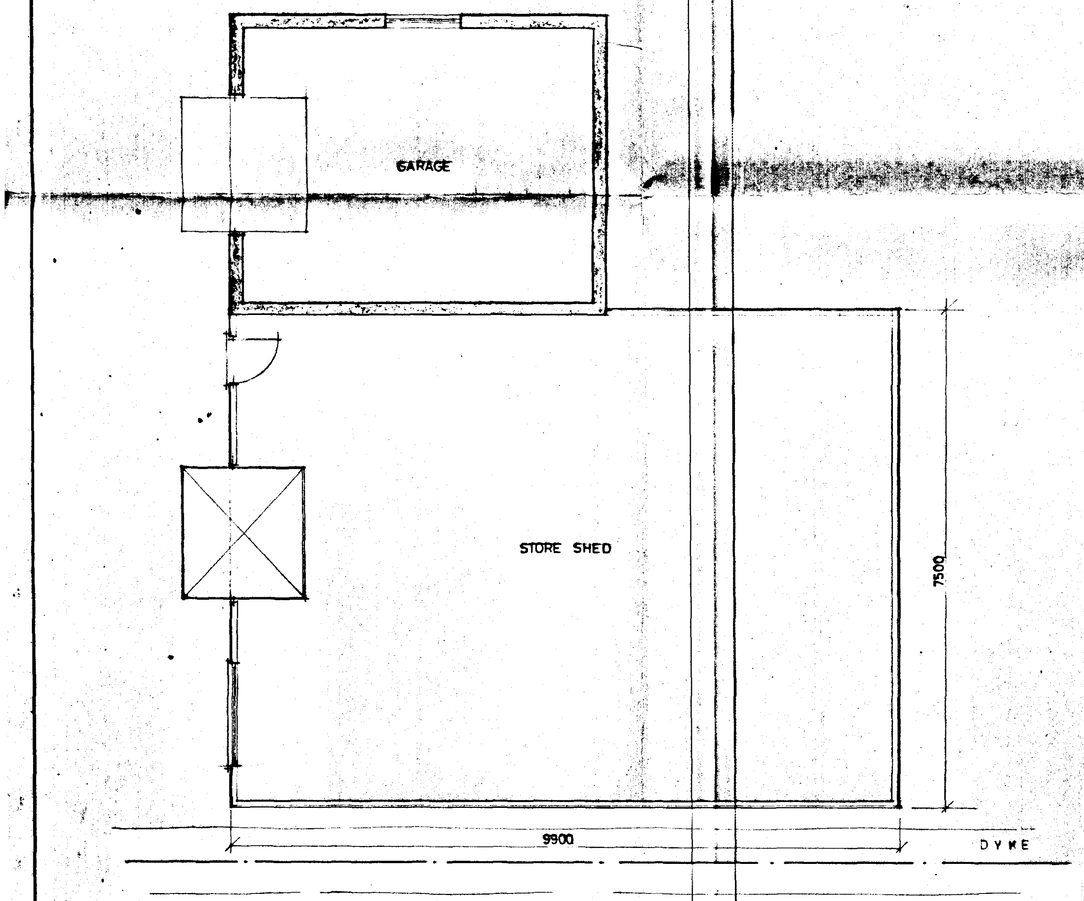

PLAN

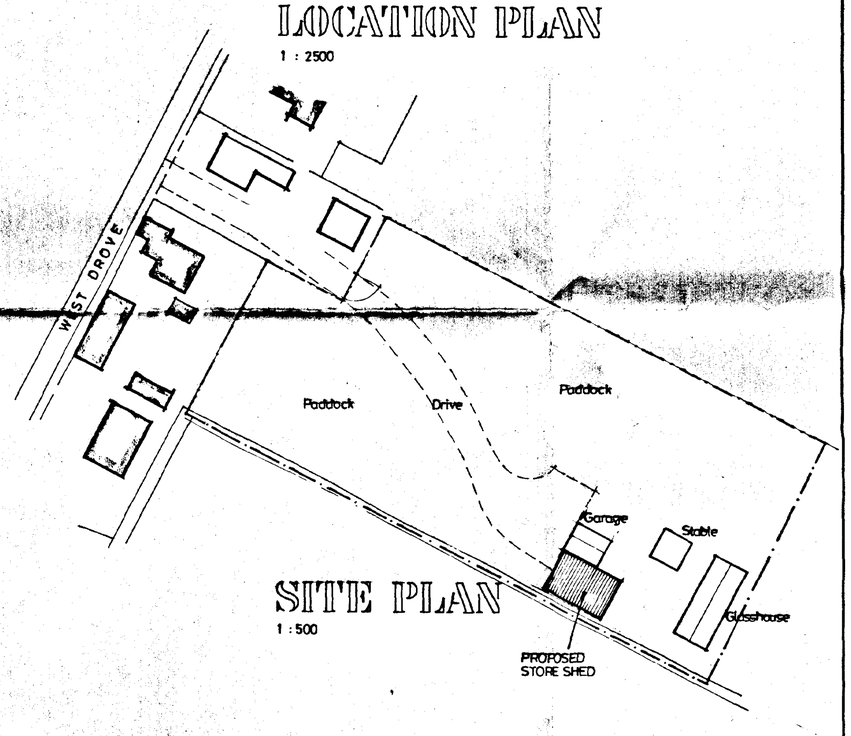

SITE PLAN

1 : 500

DETERMINED PLAN

SOUTH HOLLAND DC
HOUSING & PLANNING
-8 NOV 1999
Ref: 1136/99

DO NOT SCALE FROM THIS DRAWING
This drawing is copyright and may not be altered, traced, photographed or used for any purpose other than that for which it is issued.
The General Contractor is to check all dimensions on site and report discrepancies to the Architect.
All details shown on this drawing including foundations are based upon typical site conditions related to the area. No responsibility can be accepted for abnormal conditions which may be discovered during construction unless reported to the Architect so that design amendments may be considered. Site soil surveys are recommended in respect of foundations to establish specific site conditions before foundation work is undertaken.

G. R. MERCHANT
I.ENG AMICE, FIWO,
ARCHITECTURAL, STRUCTURAL
& LAND DRAINAGE CONSULTANT
TEL: HOLBEACH (01406) 490800

PROJECT:
STORE SHED

CLIENT:
MR & MRS M.G. THOMPSON

SCALES:	DATE:
1/50 1/100 (unless otherwise stated)	*NOV 1999*
G.R.MERCHANT	DRAWING No.: *MGT-D.01*

REVISIONS: