GENERAL CONDITIONS
Contractors are responsible for checking all dimensions on site when work commences and before ordering any materials.Any discrepancies should be brought to the attention of the Client for remedial action before commencing further.

All details shown are based on typical site conditions for that area, any abnormal conditions should be brought to the attention of the client and Local Authority immediately.

The notes shown are mainly to cover the requirements of Building Regulations and should not be treated as a full Specification.No allowance has been made for any structural calculations or SAP calculations.If deemed necessary then these will be a chargable extra.

Any materials not specified to be of a standard suitable for the work proposed and fit for purpose.All work to be in accordance with good building practise and all necessary BS codes for Workmanship on Building Sites.

SHDC
Planning & Development
18 MAR 2002
Ref 0320/02

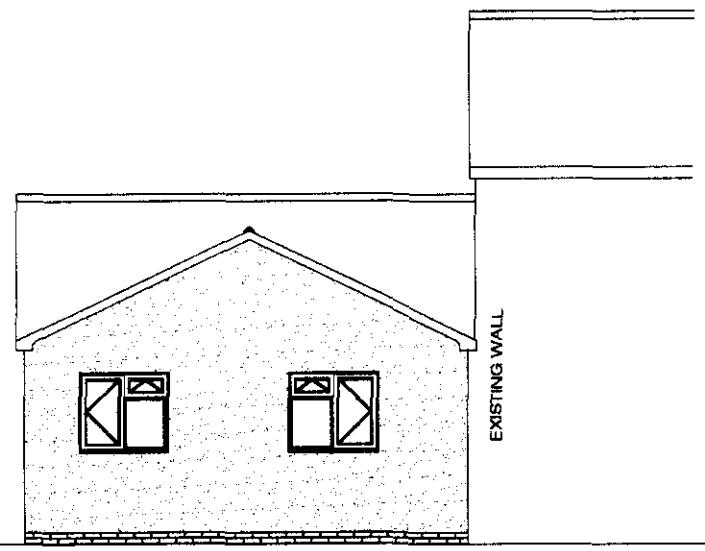

PROPOSED SIDE ELEVATION A

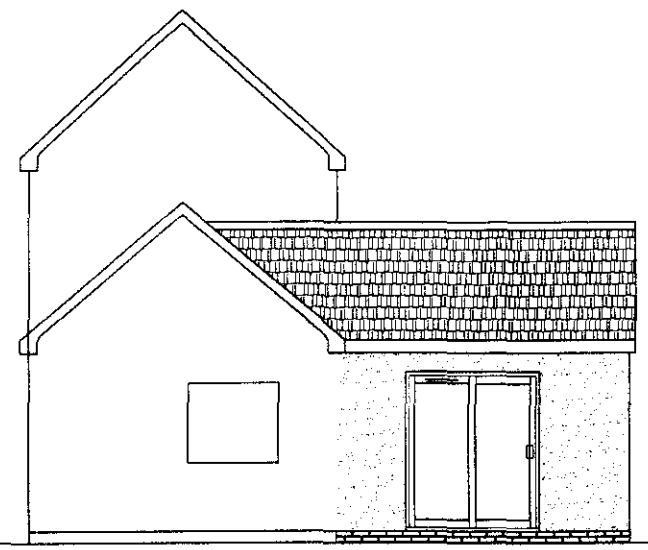

PROPOSED REAR ELEVATION B

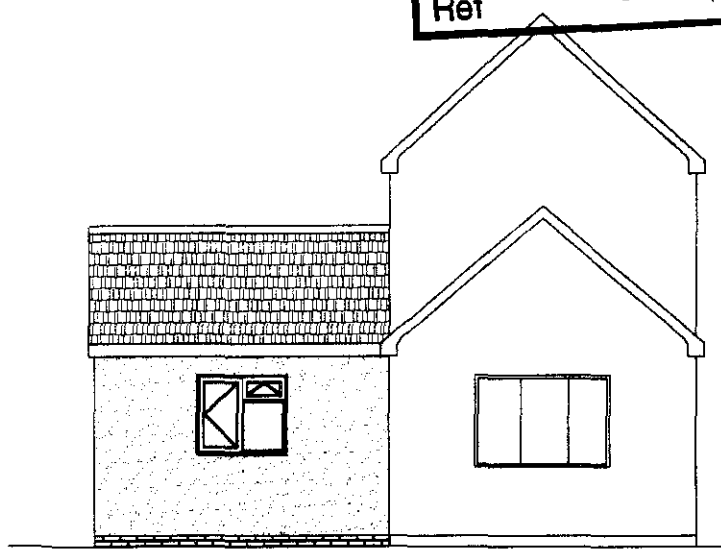

RROPOSED SIDE ELEVATION C

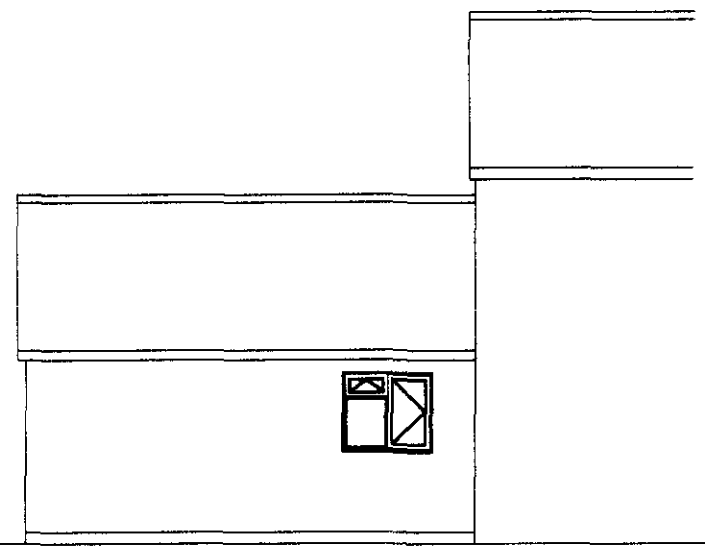

EXISTING SIDE ELEVATION A

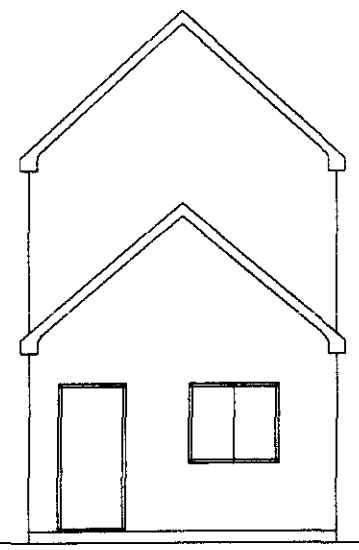

EXISTING REAR ELEVATION B

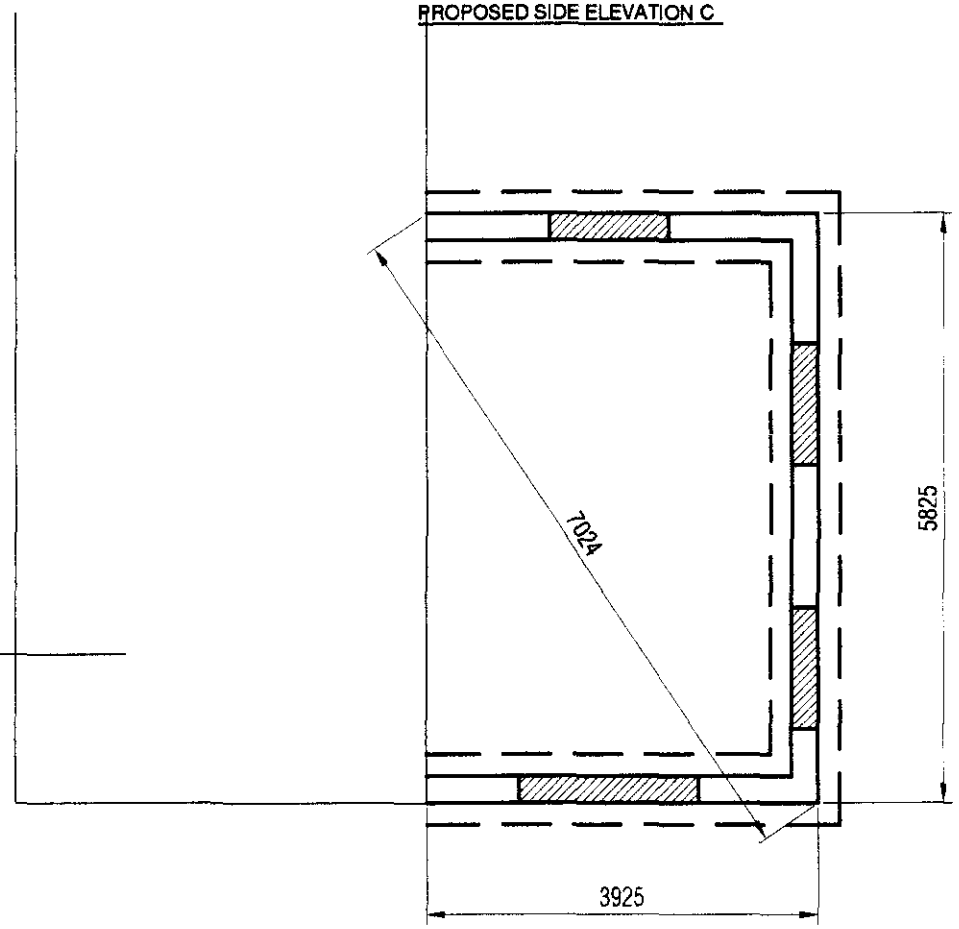

PROPOSED FOUNDATION PLAN
SCALE 1:100

REMWAY DESIGN - 3 Rembrandt Way, Spalding, Lincs,PE11 3HX Tel: 07815 112 058

GROUND FLOOR EXTENSION FOR MR PAUL WEBB @ BECK BANK,GOSBERTON CLOUGH

REV DESCRIPTION:		
DRG No. 02	march'02	REV:

GENERAL CONDITIONS
Contractors are responsible for checking all dimensions on site when work commences and before ordering any materials.Any discrepancies should be brought to the attention of the Client for remedial action before commencing further.

All details shown are based on typical site conditions for that area, any abnormal conditions should be brought to the attention of the client and Local Authority immediately.

The notes shown are mainly to cover the requirements of Building Regulations and should not be treated as a full Specification.No allowance has been made for any structural calculations or SAP calculations.If deemed necessary then these will be a chargable extra.

Any materials not specified to be of a standard suitable for the work proposed and fit for purpose.All work to be in accordance with good building practise and all necessary BS codes for Workmanship on Building Sites.

SHDC
Planning & Development
18 [illegible] 2002
Ref 0320/02

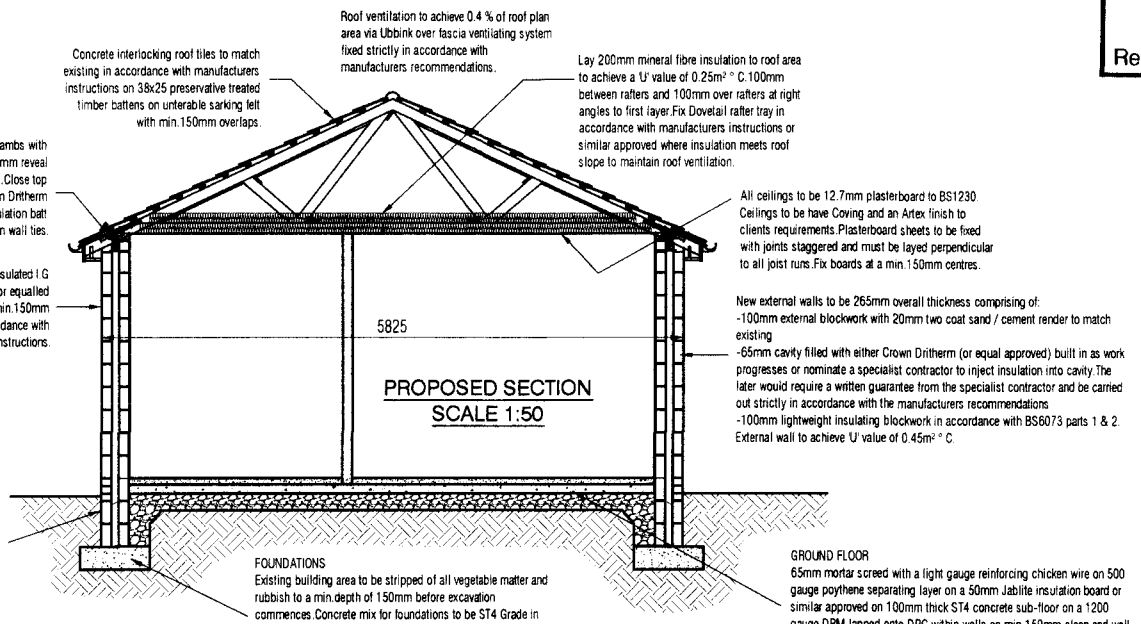

HOUSE DRAINAGE
110mm Ø uPVC pipe to have max.1:80 & min.1:40 fall with 100mm peagravel bed and 150mm peagravel to pipe surrond to discharge into existing inspection chamber.Drain runs with less than 300mm cover to have paving slab protection over trench on top of peagravel surrond on haunched back trench.Omit where concrete path is cast over pipe runs.

DECORATION & WALL TILING
All internal decoration and wall tiling to be agreed on site with the client prior to any materials being placed on order.

EXTRACTOR FANS
En-suite & Bathroom=to give 15 litres/second

JOINERY, SKIRTING & ARCHITRAVES
All internal finished timber to be agreed on site with the client prior to any materials being placed on order.

DAMP PROOF COARSE (D.P.C)
Provide a dpc to all window heads,jambs and cills of all openings in cavity walls which must project 25mm into back of all frames.Provide performed cavity wall trays above windows,doors and if applicable meter boxes with weep vents at a max.of 2m centres with a min.of 2no.per opening.

MORTAR
All mortar to be 1:1:6 sand/cement/lime or equally approved.

WINDOWS
All windows to be uPVC double glazed with 8000mm² trickle ventilators all in accordance with clients requirements.Opening vents to give $\frac{1}{20}$ th of floor area ventilation to all rooms.All glazing to meet the requirements of section N of the Building Regulations and BS6206 class B.All double glazed units to be installed in accordance with BS 6262.

WASTE SIZES FOR NEW PLUMBING
All new plumbing to have the following waste sizes:
W.C=100mm ø Multikwik or similar approved
W.H.B=32mm ø uPVC with 75mm Deep sealed trap
SINK=40mm ø uPVC with 75mm Deep sealed trap
SHOWER=40mm ø uPVC with 75mm Deep sealed trap
Provide access points to all changes in direction.
Provide anti-siphon traps where pipe runs exceed 3m and W.H.B pipe run exceeds 1.8m.

ROOF CONSTRUCTION
To be Trussed Rafters designed and constructed in accordance with BS 5268 Part 3:1985 all by specialist approved manufacturer.Trusses to be set at max.600mm centres with all necessary 100x25 bracing.Truss manufacturer to provide calculations and details to Client for L.A Building Inspectors approval prior to manufacture.

NOGGINGS
Fix 38x25mm timber noggings to all potential loose plasterboard ceiling edges.

HEATING
Provided from existing with new radiators to have termostatic radiator control valves.

ELECTRICAL INSTALLATION
To be in strict accordance with the latest I.E.E Regulations

RAINWATER DRAINAGE
To be all as existing and connected into existing guttering to discharge into existing downpipes.

WALL TIES
Cavity wall ties to BS1243:1978.To be built into cavity wall as works proceeds and spaced at 900mm centres horizontally,450mm centres vertically and 300mm staggered around all openings.

SMOKE ALARMS
To be self contained,interconnected and wired to a separately fused circuit with a battery back up.Smoke alarms to be fitted to u/side of plasterboard ceiling to the ground floor max 7m from the kitchen and lounge.

SOAKAWAYS
All soakaways to be min.of 5m from any building & a min.of 1m³ filled with rubble to within 450mm of external ground level.Overlay rubble with polythene sheet and backfill with clean topsoil.Note the soakaway inlet pipe must discharge to the centre of the soakaway in all directions.

REMWAY DESIGN - 3 Rembrandt Way, Spalding, Lincs,PE11 3HX Tel: 07815 112 058

GROUND FLOOR EXTENSION FOR MR PAUL WEBB @ BECK BANK,GOSBERTON CLOUGH

REV DESCRIPTION:		
DRG No. 04	march'02	REV:

GENERAL CONDITIONS

Contractors are responsible for checking all dimensions on site when work commences and before ordering any materials.Any discrepancies should be brought to the attention of the Client for remedial action before commencing further.

All details shown are based on typical site conditions for that area, any abnormal conditions should be brought to the attention of the client and Local Authority immediately.

The notes shown are mainly to cover the requirements of Building Regulations and should not be treated as a full Specification.No allowance has been made for any structural calculations or SAP calculations.If deemed necessary then these will be a chargable extra.

Any materials not specified to be of a standard suitable for the work proposed and fit for purpose.All work to be in accordance with good building practise and all necessary BS codes for Workmanship on Building Sites.

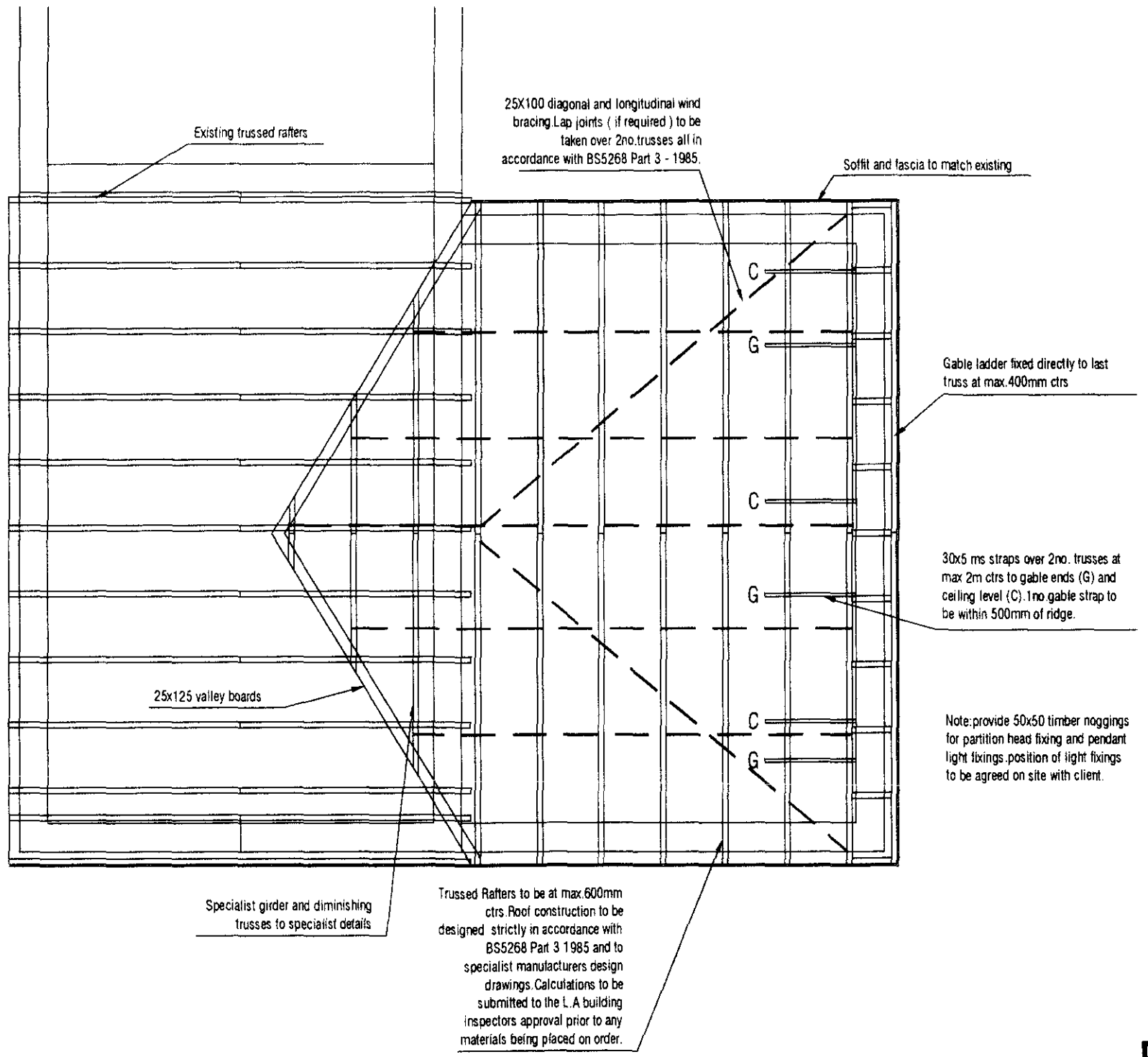

PROPOSED ROOF PLAN
SCALE 1:50

SHDC
Planning & Development
18 2002
Ref 0320/02

REMWAY DESIGN - 3 Rembrandt Way, Spalding, Lincs,PE11 3HX Tel: 07815 112 058

GROUND FLOOR EXTENSION FOR MR PAUL WEBB @ BECK BANK,GOSBERTON CLOUGH

REV DESCRIPTION:		
DRG No. 03	march'02	REV:

GENERAL CONDITIONS
Contractors are responsible for checking all dimensions on site when work commences and before ordering any materials.Any discrepancies should be brought to the attention of the Client for remedial action before commencing further.

All details shown are based on typical site conditions for that area, any abnormal conditions should be brought to the attention of the client and Local Authority immediately.

The notes shown are mainly to cover the requirements of Building Regulations and should not be treated as a full Specification.No allowance has been made for any structural calculations or SAP calculations.If deemed necessary then these will be a chargable extra.

Any materials not specified to be of a standard suitable for the work proposed and fit for purpose.All work to be in accordance with good building practise and all necessary BS codes for Workmanship on Building Sites.

SHDC
Planning & Development
18 MAR 2002
Ref / 0320/

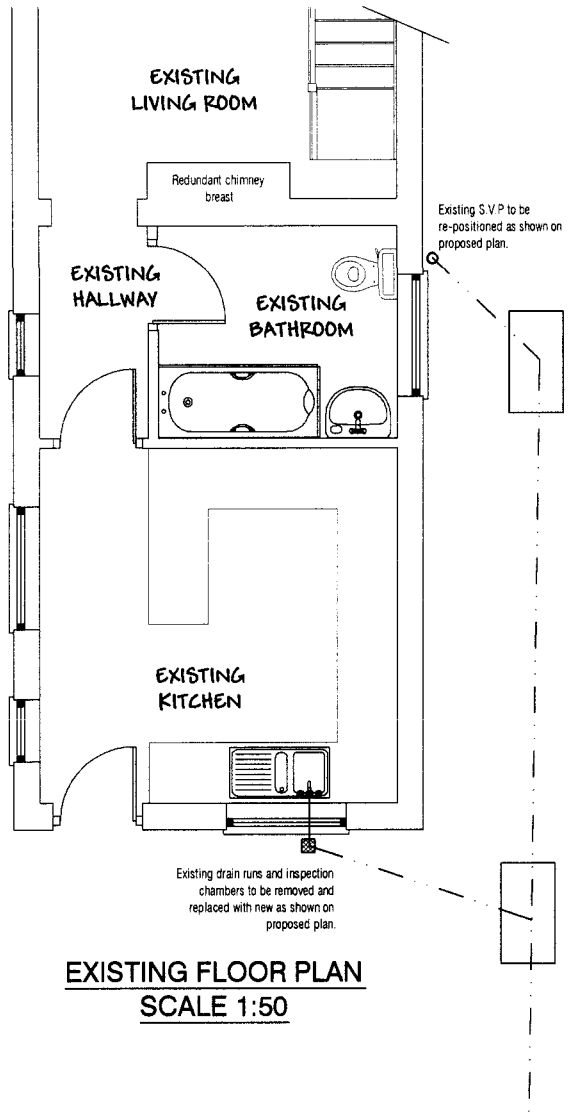

EXISTING FLOOR PLAN
SCALE 1:50

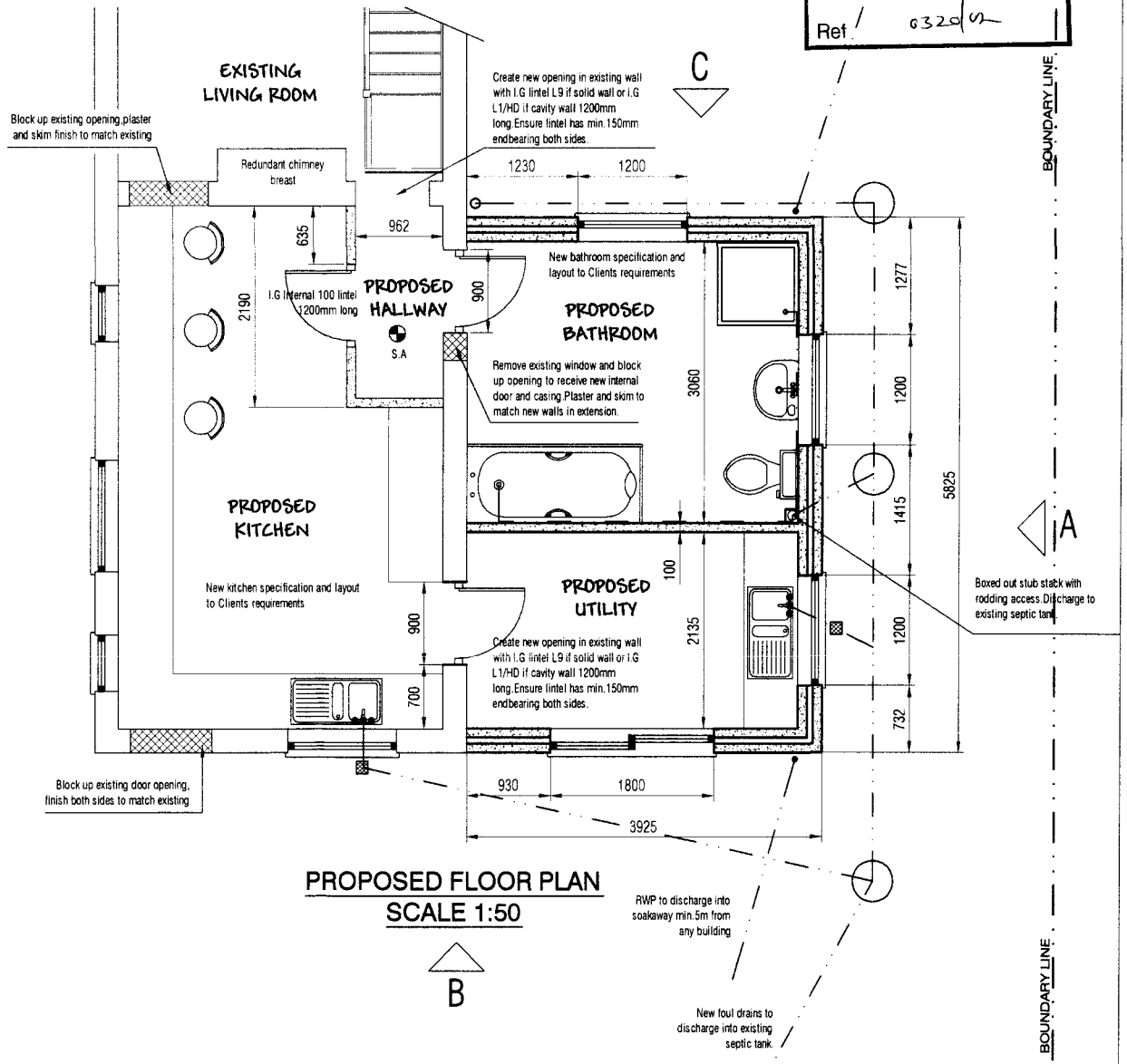

PROPOSED FLOOR PLAN
SCALE 1:50

REMWAY DESIGN - 3 Rembrandt Way, Spalding, Lincs,PE11 3HX Tel: 07815 112 058

GROUND FLOOR EXTENSION FOR MR PAUL WEBB @ BECK BANK,GOSBERTON CLOUGH

REV DESCRIPTION:		
DRG No. 01	march'02	REV: