

SIDE ELEVATION

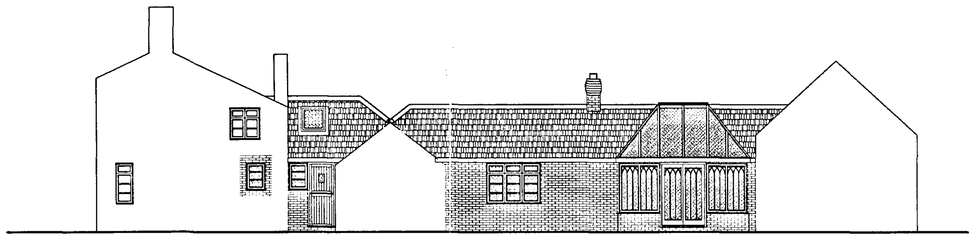

SIDE ELEVATION

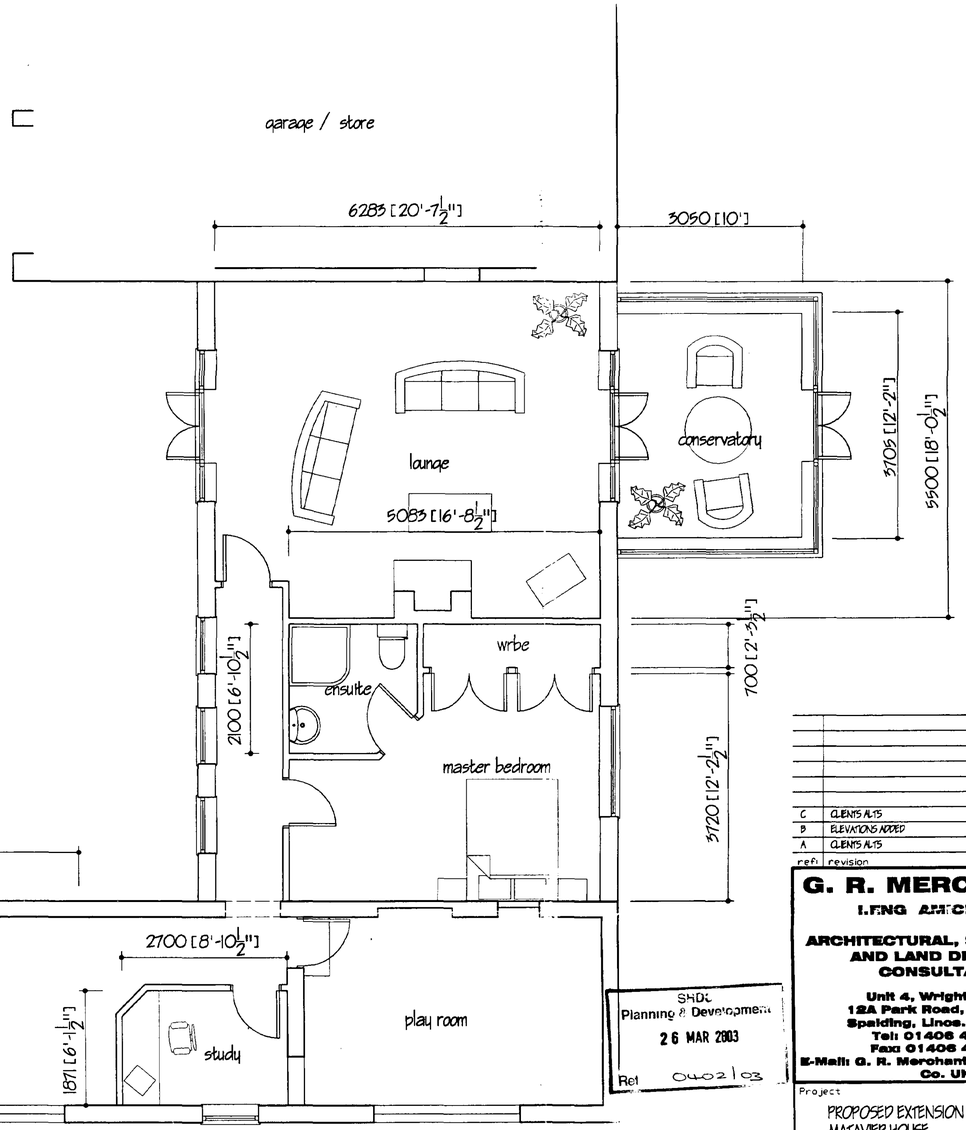





GROUND FLOOR PLAN AS EXISTING

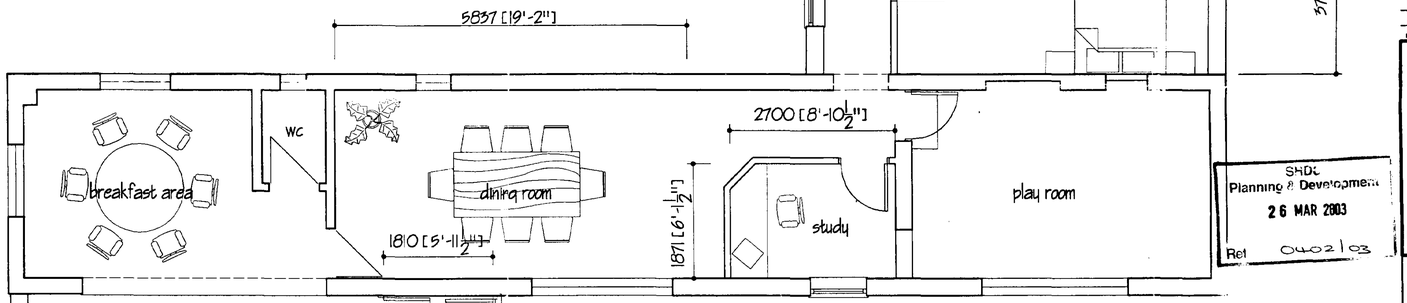


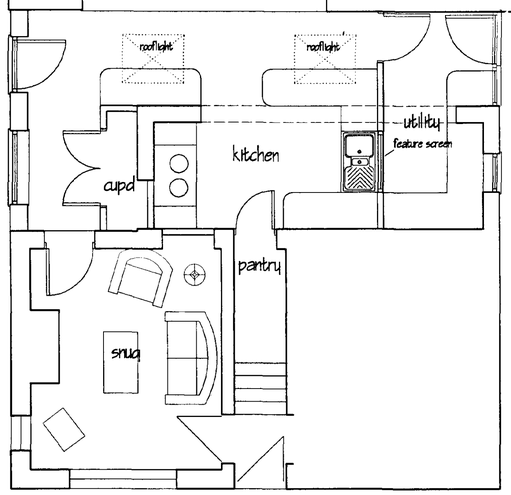


GROUND FLOOR PLAN AS PROPOSED

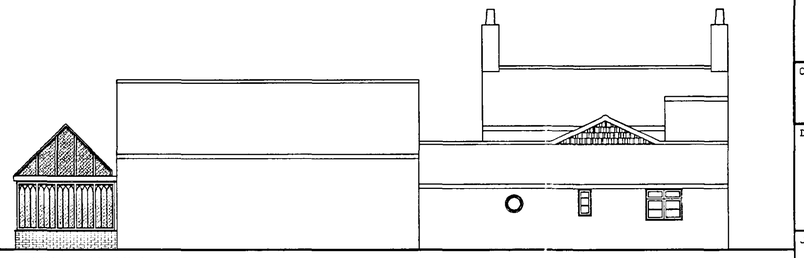

REAR ELEVATION

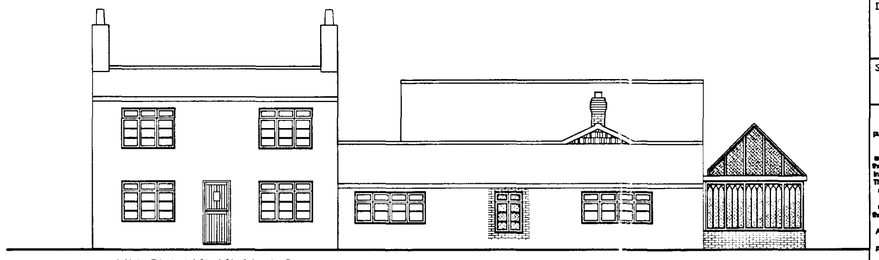

FRONT ELEVATION

SHDC
Planning & Development
26 MAR 2003
Ref 0402/03

| ref | revision | date |
|---|---|---|
| C | CLIENTS ALTS | MAR 2003 |
| B | ELEVATIONS ADDED | DEC 2002 |
| A | CLIENTS ALTS | SEP 2002 |


**G. R. MERCHANT**
LENG AMICE FIWO

**ARCHITECTURAL, STRUCTURAL AND LAND DRAINAGE CONSULTANTS**

Unit 4, Wrights Mews
12A Park Road, Holbeach,
Spalding, Lincs. PE12 7EE
Tel: 01406 490800
Fax: 01406 425744
E-Mail: G. R. Merchant @ Merchant. F9. Co. UK


Project
PROPOSED EXTENSION & ALTERATIONS
MATAVIER HOUSE
BOSTON ROAD
GOSBERTON

DETERMINED PLAN

Client
MR & MRS R WESTLAKE

Drawing
GROUND FLOOR PLANS & ELEVATIONS

| Job Ref. | Drawing No. |
|---|---|
| 496/02 | 01 C |
| **Date** | **Drawn** |
| AUG 2002 | JPW |

Scales
1/50 1/100

**DO NOT SCALE FROM THIS DRAWING**


This drawing is copyright and may not be altered, traced, photographed or used for any other purpose other than that for which it is issued. The General Contractor is to check all dimensions on site and report any discrepancies to the Architect. All details shown on this drawing including foundations are based upon typical site conditions related to the area. No responsibility can be accepted for abnormal conditions which may be discovered during construction unless reported to the Architect so that design amendments may be considered. Site soil surveys are recommended in respect of foundations to establish specific site conditions before foundation work is undertaken. This drawing is limited in the amount of information contained and does not purport to contain a full specification of the works. It is solely for the purpose of obtaining Planning / Building Regulation approval. This drawing must not be used as a contract document alone. The works will not be supervised or inspected on site by G R Merchant or any representative thereof. It is the client or their appointed agents responsibility to control workmanship, substitution of materials, adherence to specification, variations to contract etc.

All materials to be new unless otherwise stated and all components and materials etc. to be used fitted and installed etc. in strict accordance with manufacturers instruction and relevant code of practice. Materials shall conform to appropriate British standard specification or BSA certificate or European code equivalent. The Employer / Client shall ensure that the selected contractor is convenient with and adopts all measures necessary to achieve compliance with Health and Safety legislation for Building sites and Work places. The Employer / Client is advised that should the works need to comply with the Construction Design and Management Regulations an Independent Planning Supervisor will be required. The works shall comprise of all that is shown on the drawing and details. Work that may not specifically shown but may be reasonably inferred as necessary to carry out the works shall be deemed to be included.

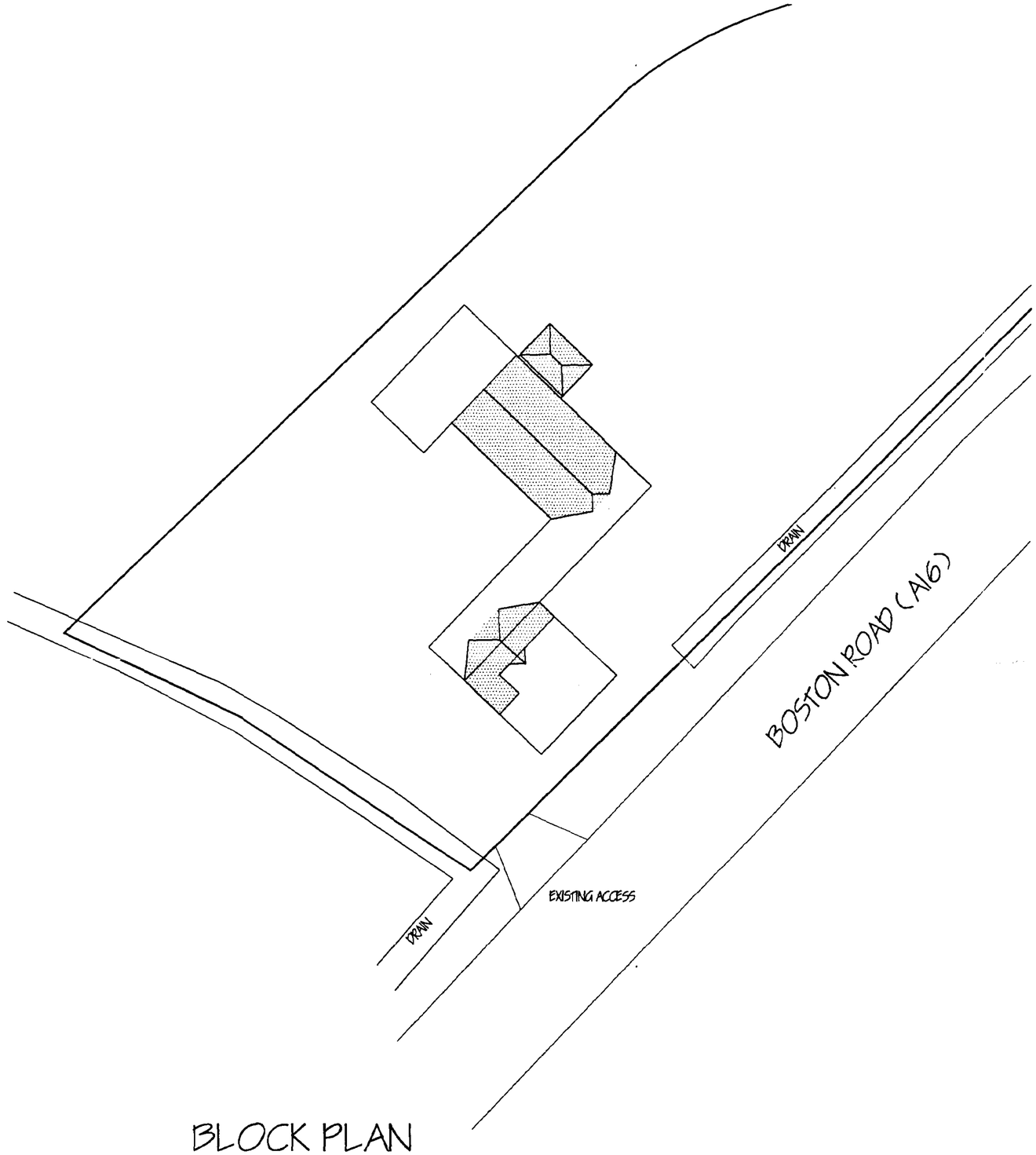


BLOCK PLAN

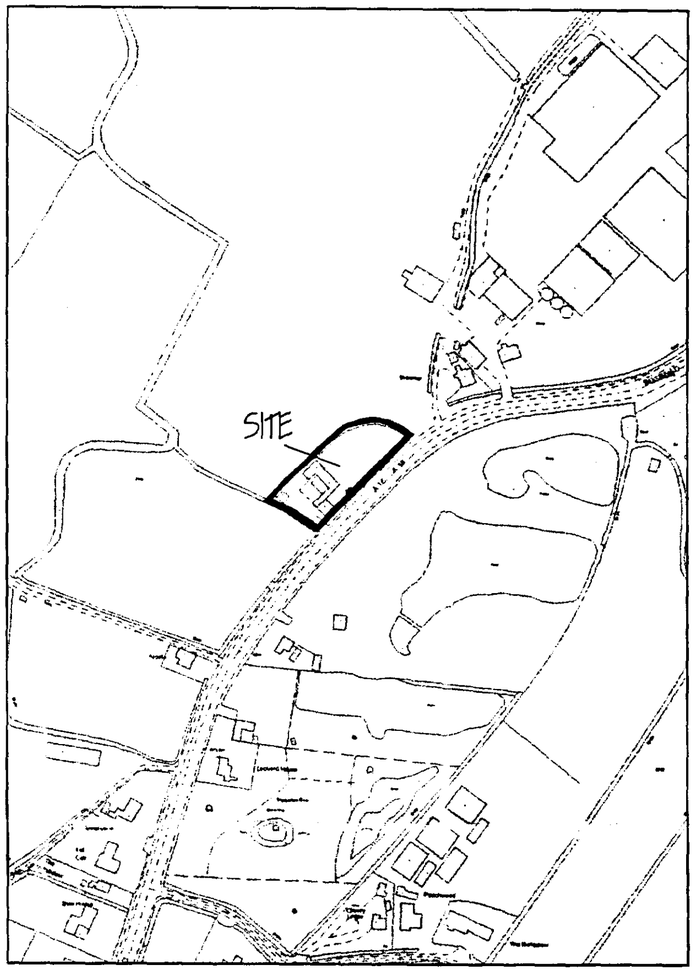


LOCATION PLAN

Planning Development
26 MAR 2003
Ref 0402/03

DETERMINED
PLAN

| ref | revision | date |
|---|---|---|
| | | |

**G. R. MERCHANT** BSc (Hons) MCIOB MRICS FIWO

**ARCHITECTURAL, STRUCTURAL AND LAND DRAINAGE CONSULTANTS**

Unit 4, Wrights Mews
18A Park Road, Holbeach,
Spalding, Lincs. PE12 7EE
Tel: 01406 490800
Fax: 01406 425744
E-Mail G. R. Merchant @ Merchant. Fs. Co. UK

Project
PROPOSED EXTENSION & ALTERATIONS
MATAVIER HOUSE
BOSTON ROAD
GOSBERTON

Client
MR & MRS R WESTLAKE

Drawing
BLOCK & LOCATION PLANS

| Job Ref. | Drawing No |
|---|---|
| 496/02 | 02 |
| **Date** | **Drawn** |
| MAR 2003 | JPW |

Scales
1/250 1/2500

**DO NOT SCALE FROM THIS DRAWING**

This drawing is copyright and may not be altered, traced, photographed or used for any other purpose other than that for which it is issued. The General Contractor is to check all dimensions on site and report any discrepancies to the Architect. All details shown on this drawing including foundations are based upon typical site conditions existing to the area. No responsibility can be accepted for abnormal conditions which may be discovered during construction unless instructed to the Architect so that design amendments may be considered. Site soil surveys are recommended in respect of foundations to establish specific site conditions before foundation work is undertaken. This drawing is limited to the amount of information contained and does not purport to constitute a full specification of the works. It is solely for the purpose of obtaining Planning / Building Regulations approval. This drawing should not be used as a contract document alone. The works will not be supervised or inspected on site by G R Merchant or any representative thereof. It is the client or their appointed agents responsibility to control workmanship, substitution of materials, adherence to specification, variations to standard etc.

All materials to be new unless otherwise stated and all components and materials are to be used fitted and installed into to strict accordance with manufacturers instruction and relevant codes of practice. Materials shall conform to appropriate British standard specification or BBA certificate of European code equivalent. The Employer / Client shall ensure that the contractor is conversant with and ensure all precautions necessary to enforce compliance with Health and Safety Regulations for Building sites and Work places. The Employer / Client is advised that should the works need to comply with the Construction Design and Management Regulations an Independent Planning Supervisor will be required. The works shall complete of all that is shown on this drawing and details. Work that may not specifically shown but may be reasonably inferred as necessary to carry out the works shall be deemed to be included.