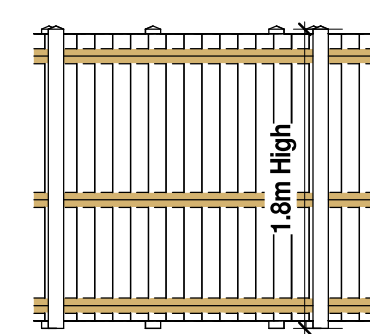
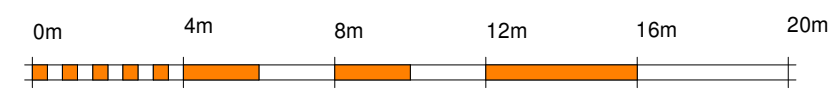
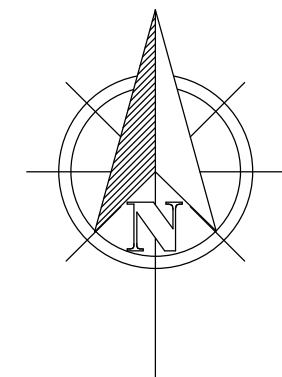


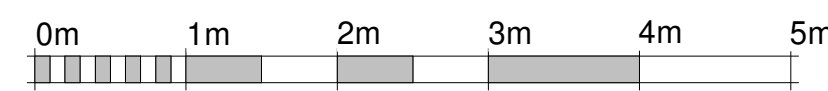
- All gardens to be laid to lawn
- 1.8m high timber close boarded fencing to all boundaries
- Access road to have tarmac finish and constructed in accordance with LCC specifications
- Refer to Drainage Strategy for Rainwater and Foul Water drainage



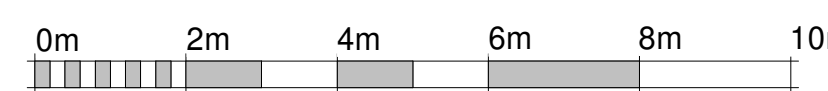
1.8m High Close-Board Feather-Edge Timber Fencing
1 : 50



VISUAL SCALE 1:200 @ A1



VISUAL SCALE 1:50 @ A1



VISUAL SCALE 1:100 @ A1

[illegible]

AUSTIN JOHN

ARCHITECTURAL

RUALEN, MILL GREEN ROAD,
PINCHBECK, SPALDING PE11 3PU
07939000388

PROJECT

Proposed New Development of
Duke of York Site, Gosberton
PE11 4EY

CLIENT

SSJ Developments

DRAWING

Hard Landscaping Plan

DRAWING NUMBER:

AJA/1336/25/LS1B

DRAWN BY:

HA

DATE:

01/07/2025

SCALE (@ A1):

As indicated

[illegible]