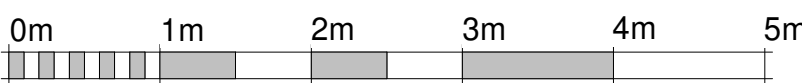
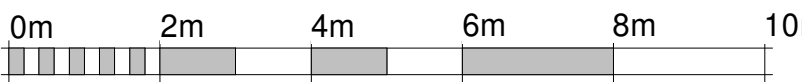


VISUAL SCALE 1:200 @ A1



VISUAL SCALE 1:50 @ A1



VISUAL SCALE 1:100 @ A1

AUSTIN JOHN  
ARCHITECTURAL

PROJECT

CLIENT

## SSJ Developments

### DRAWING

## Hard Landscaping Plan

DRAWING NUMBER:

AJA/1336/24/LS1

DRAWN BY:

HA

DATE: \_\_\_\_\_

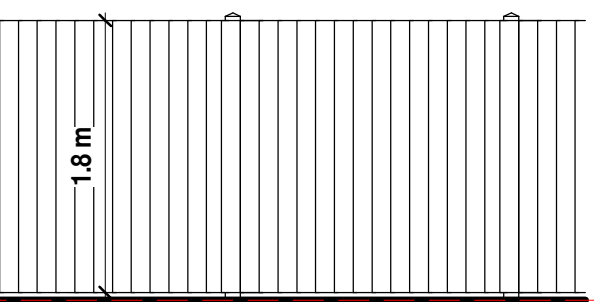
23/04/2025

SCALE (@ A1):

As indicated


[illegible]

**HEALTH & SAFETY**  
The client is to ensure that the appointed contractor is familiar with and complies with Health & Safety for Building Sites and Work Places.



1.8m High Close-Board Feather-Edge Timber Fencing  
1 : 50

- All gardens to be laid to lawn
- 1.8m high timber close boarded fencing to all boundaries
- Access road to have tarmac finish and constructed in accordance with LCC specifications
- Refer to Drainage Strategy for Rainwater and Foul Water drainage

Robin Hill Tree (*Amelanchier arborea* "Robin Hill")

A dense, upright small tree, spreading with age. The pale pink flowers open from pink buds then fade to white, and are followed by edible dark purple berries. The foliage opens bronzy, turns green in summer and produces orange and red shades in autumn.

Ultimate height: 4–8 metres  
Ultimate spread: 4–8 metres  
Time to ultimate height: 10–20 years