

















**MATERIALS SCHEDULE Rev A (PP: 14065221)**

Land off Windmill Lane, Gosberton Risegate (Approval Ref: H08-0282-24)

Plot :	Bungalow Type:	Brick:	Roof Tile:	Porch:	Window:	Cladding:	Doors:	Garage Door:	Boundary:	Paving:	Driveway:
1	A	Khaki 	Russell Grampian Slate grey tile	Timber posts, brick and rood to match dwelling	Anthracite UPVC	Cedral Boarding – anthracite	Anthracite UPVC	Anthracite	Brick Boundary wall to match dwelling. 1.8m Timber close boarded fence welling		
2	B	Birkdale 	Russell Grampian Slate grey tile	None	Anthracite UPVC	None	Anthracite UPVC	Anthracite	1.8m Timber close boarded fence welling		
3	C	Khaki 	Russell Grampian Slate grey tile	Timber posts, brick and rood to match dwelling	Anthracite UPVC	Cedral Boarding – anthracite	Anthracite UPVC	Anthracite	1.8m Timber close boarded fence welling		
4	A	Khaki 	Russell Grampian Slate grey tile	Timber posts, brick and rood to match dwelling	Anthracite UPVC	Cedral Boarding – anthracite	Anthracite UPVC	Anthracite	2m jackoustic timber close boarded fence to eastern boundary. 1.8m timber close boarded.		

**MATERIALS SCHEDULE Rev A (PP: 14065221)**

Land off Windmill Lane, Gosberton Risegate (Approval Ref: H08-0282-24)

5	A	<p>Birkdale</p> 	<p>Russell Grampian Slate grey tile</p>	<p>Timber posts, brick and rood to match dwelling</p>	<p>Anthracite UPVC</p>	<p>Cedral Boarding – anthracite</p>	<p>Anthracite UPVC</p>	<p>Anthracite</p>	<p>2m jackoustic timber close boarded fence to eastern boundary. 1.8m timber close boarded.</p>		
6	A	<p>Khaki</p> 	<p>Russell Grampian Slate grey tile</p>	<p>Timber posts, brick and rood to match dwelling</p>	<p>Anthracite UPVC</p>	<p>Cedral Boarding – anthracite</p>	<p>Anthracite UPVC</p>	<p>Anthracite</p>	<p>Brick Boundary wall to match dwelling. 2m jackoustic timber close boarded fence to eastern boundary. 1.8m timber close boarded.</p>	