

ELEVATION TO WIGNALS GATE 1:200

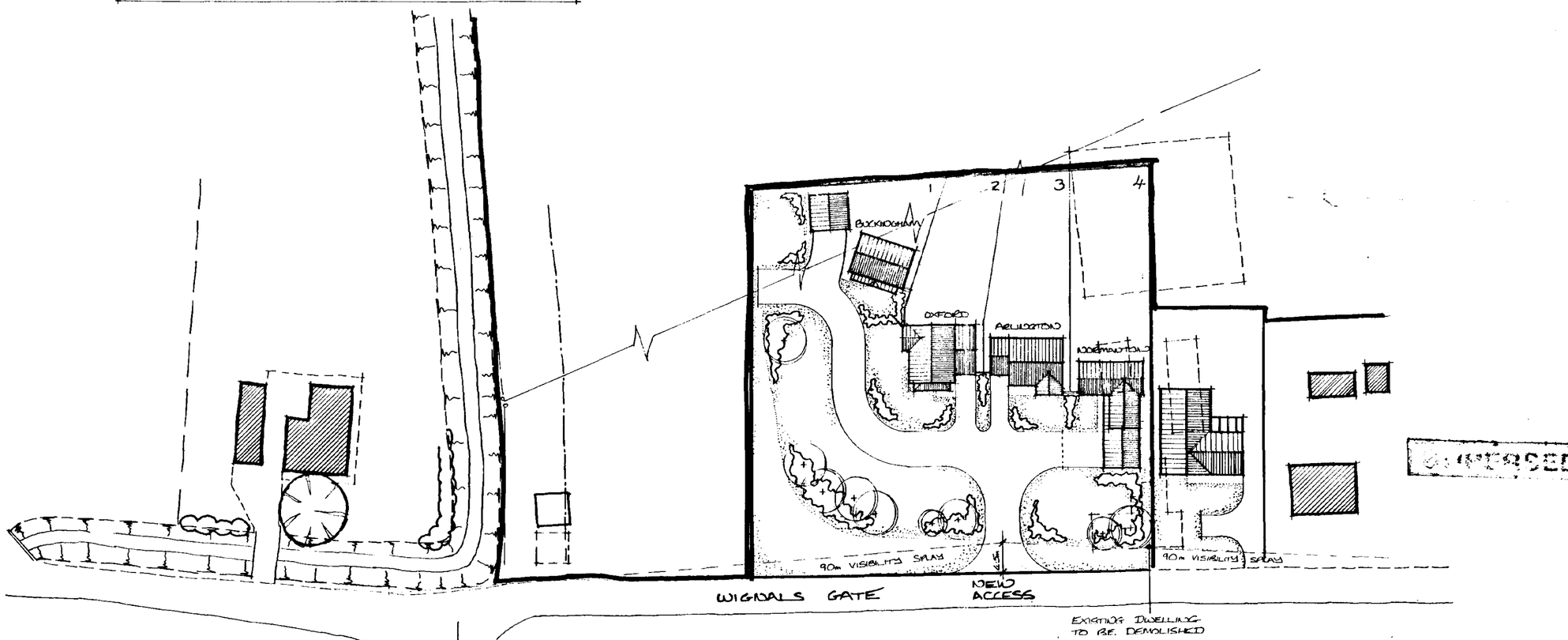

SITE LAYOUT 1:500

N

SOUTH ... DC
HOUSING & PLANNING
27 JAN 1997
Ref: 0096/97

Date:	Description:

REVISIONS

ALLISON HOMES

Swallow House, Banbury Close, West Elloe Avenue
Spalding, Lincs. PE11 2BS
Telephone (01775) 724701 Fax (01775) 762153
ALLISON HOMES is a trading name of SWALLOW HOMES LTD

Project:
PROPOSED FRONTAGE DEVELOPMENT
WIGNALS GATE HOLBEACH

Drawing Title:
SITE PLAN

Date:	Scale:
20/01/97	1:500, 1:200
Reference No: WGH	**Drawn:**
Drawing No: WGH/S/04	**Revision:**

Do not scale directly from this drawing.
All discrepancies to be brought to the attention of the above office

NOTE OXFORD HOUSE TYPE ALSO AVAILABLE IN ALL BRICK, SEE MATERIAL SCHEDULE AND PLOT NO.

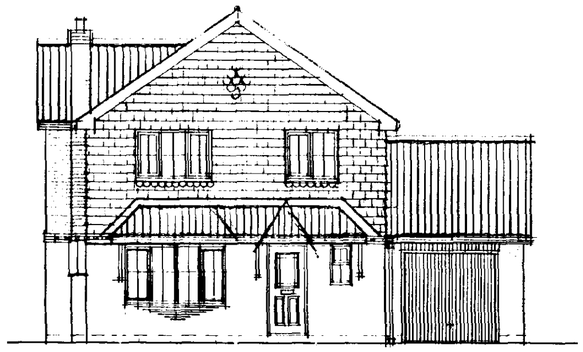

FRONT ELEVATION

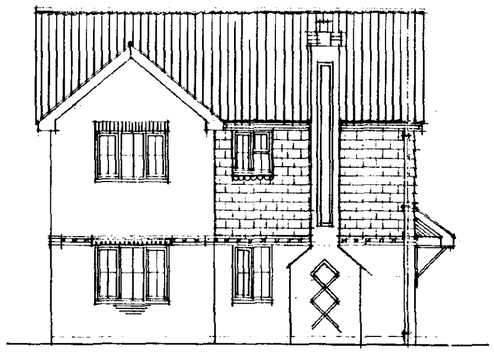

SIDE ELEVATION



REAR ELEVATION

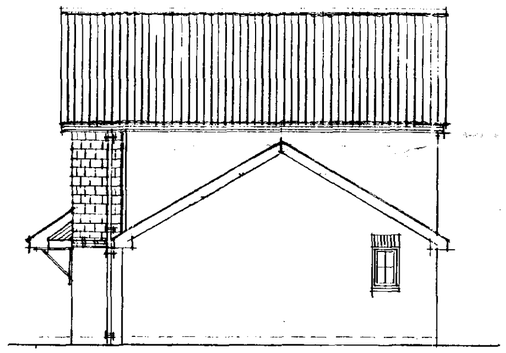

SIDE ELEVATION

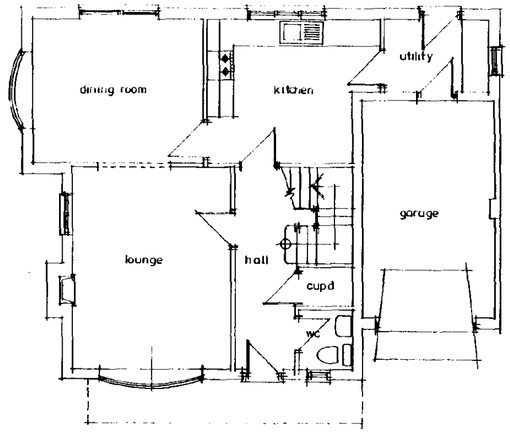

GROUND FLOOR

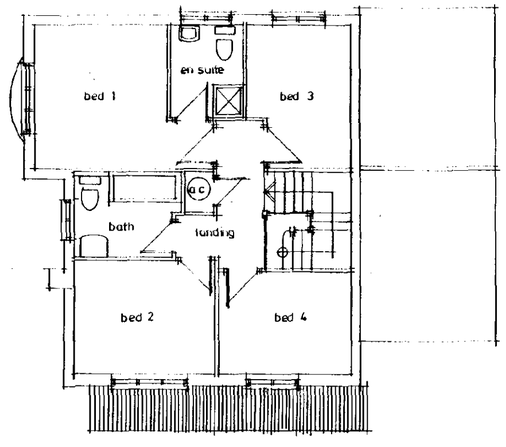

FIRST FLOOR

SOUTH HOLLAND DC
HOUSING & PLANNING
27 JAN 1997
Ref: 0096/97

Date:	Description:

R E V I S I O N S

ALLISON
HOMES
Swallow House, Banbury Close, West Elloe Avenue
Spalding, Lincs. PE11 2BS
Telephone (01775) 724701 Fax (01775) 762153
ALLISON HOMES is a trading name of SWALLOW HOMES LTD

Project:
4 BED D-RANGE HOUSE TYPE

THE OXFORD.

Drawing Title:
DESIGN SHEET

1245 Sq ft.

Date: 25th NOV 96	**Scales:** 1:100.
Reference No: D4/SG/10	**Drawn:** S. Andrews
Drawing No: 01	**Revision:**

Do not scale directly from this drawing. All discrepancies to be brought to the attention of the above office.



FRONT ELEVATION

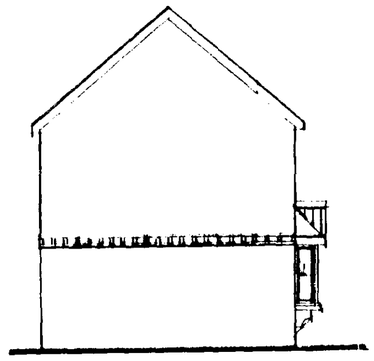

SIDE ELEVATION

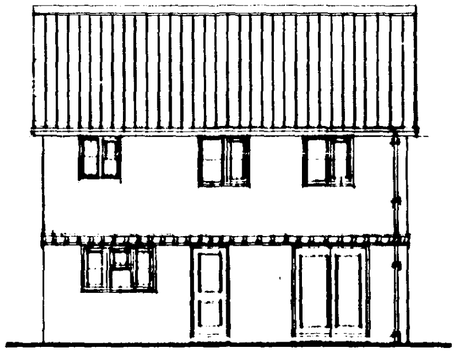

REAR ELEVATION

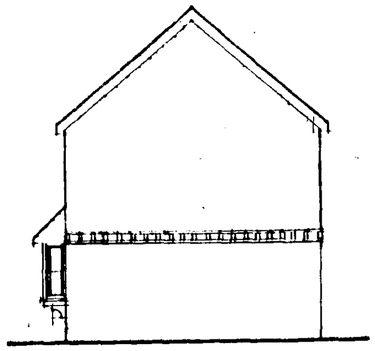

SIDE ELEVATION

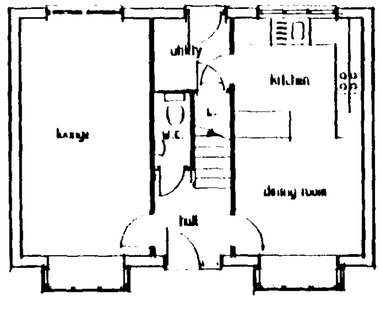

GROUND FLOOR PLAN

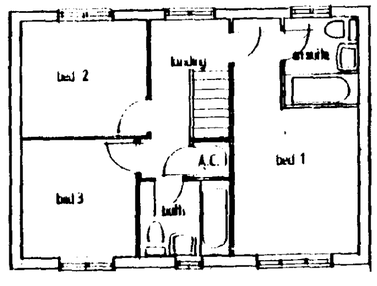

FIRST FLOOR PLAN

DETERMINED PLAN

SOUTH HOLLAND DISTRICT
HOUSING & PLANNING
27 JAN 1997
Ref: 0096/97

Date:	Description:

R E V I S I O N S

ALLISON
HOMES

Swallow House, Banbury Close, West Elloe Avenue
Spalding, Lincs. PE11 2BS
Telephone (01775) 724701 Fax (01775) 762153
ALLISON HOMES is a trading name of SWALLOW HOMES LTD

Project:
D Range House Type
3 Bedroom
947 sq ft The Buckingham

Drawing Title:
Design Sheet

Date: 1/12/95	Scales: 1:100
Reference No: D3/SG/09/V7	Drawn: [signature]
Drawing No: 01	Revision:

Do not scale directly from this drawing. All discrepancies to be brought to the attention of the above office.



Front Elevation



Side Elevation

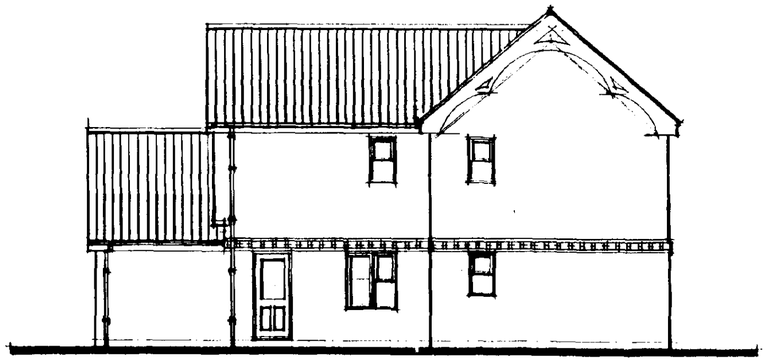

Rear Elevation



Side Elevation

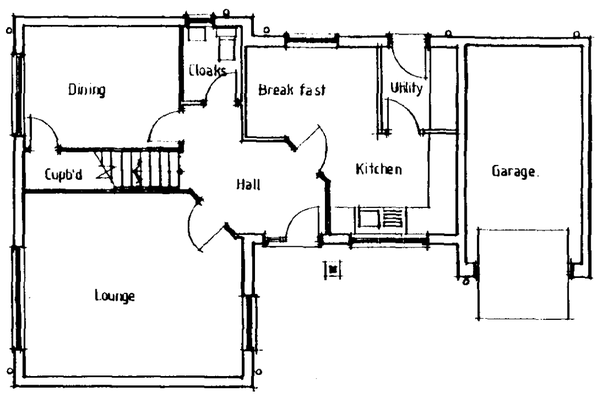

Ground Floor Plan

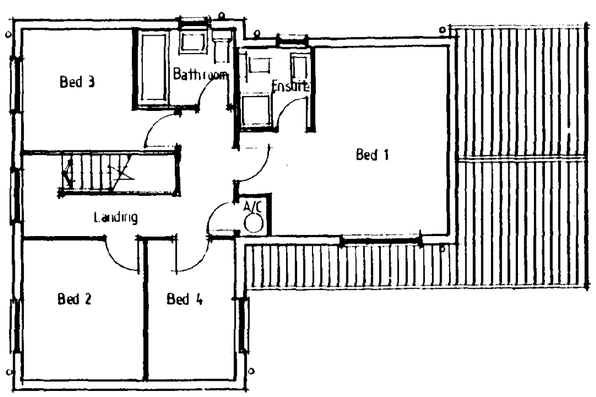

First Floor Plan

Date:	Description:		
Aug 94	Ensuite layout revised	A	

R E V I S I O N S

ALLISON HOMES

Swallow House, Banbury Close, West Elloe Avenue
Spalding, Lincs. PE11 2BS
Telephone (0775) 724701 Fax (0775) 762153
ALLISON HOMES is a trading name of SWALLOW HOMES LTD

Project:
D Range House Type
4 Bedroom 1317 sqft. The Normanton V12

Drawing Title:
Design Sheet

Reference No:	Scales: 1:100
D/4/SG/03/V12.	Date: May 94
Drawing No: 01	Drawn:
Revision: A	

Do not scale directly from this drawing. All discrepancies to be brought to the attention of the above office.

DETERMINED PLAN

27 JAN 1997

0096/97

SUMMIT D.O.S. 941231



FRONT ELEVATION

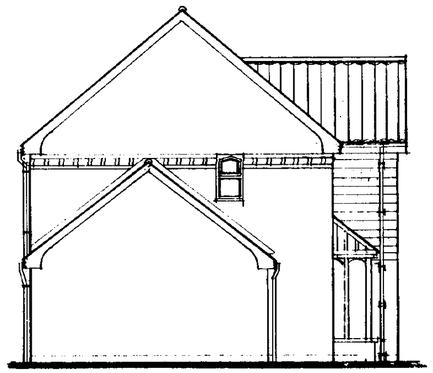

SIDE ELEVATION

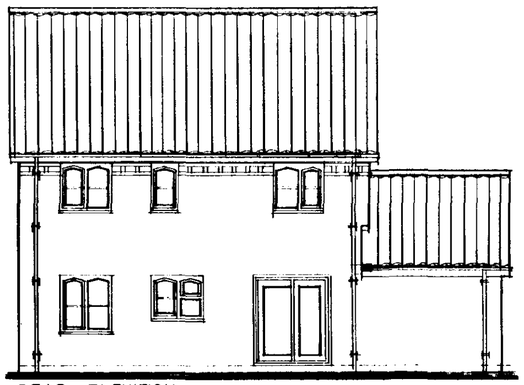

REAR ELEVATION

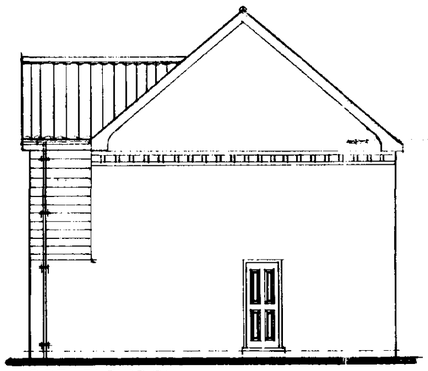

SIDE ELEVATION

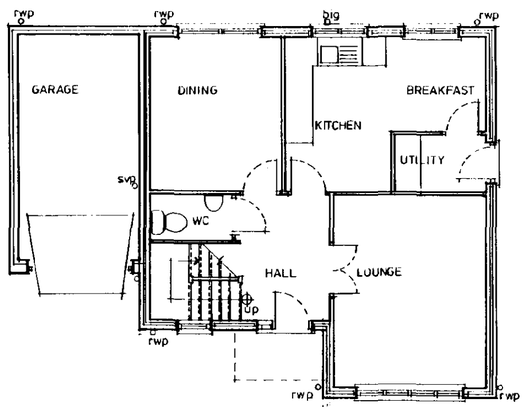

GROUND FLOOR PLAN

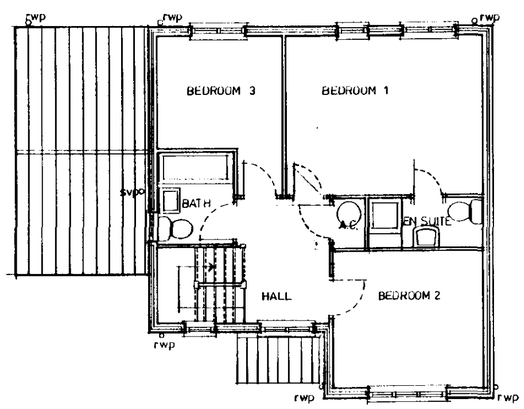

FIRST FLOOR PLAN



Garages may vary according to plot orientation, see site plan for details.

Date:	Description:

R E V I S I O N S

ALLISON
HOMES
Swallow House, Banbury Close, West Elloe Avenue
Spalding, Lincs. PE11 2BS
Telephone (0775) 724701 Fax (0775) 762153
ALLISON HOMES is a trading name of SWALLOW HOMES LTD

Project:
D-RANGE HOUSE TYPE
3 BED
SQ FT 1183

Drawing Title:
DESIGN SHEET

Arlington

Reference No: D3/SG/02/V7	**Scales:** 1:100
	Date: 04th APRIL 1994
Drawing No: 01	**Drawn:**
Revision:	

Do not scale directly from this drawing. All discrepancies to be brought to the attention of the above office.

CONSTRUCTION NOTE.



Front Elevation

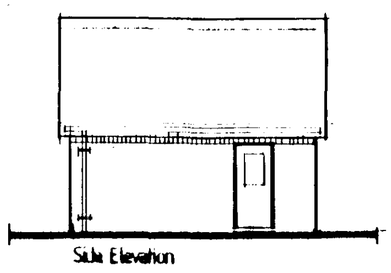

Side Elevation

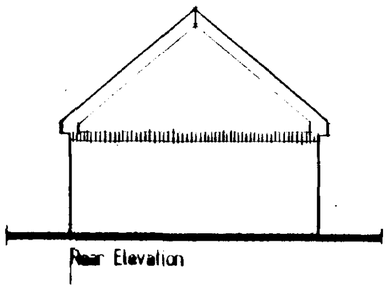

Rear Elevation

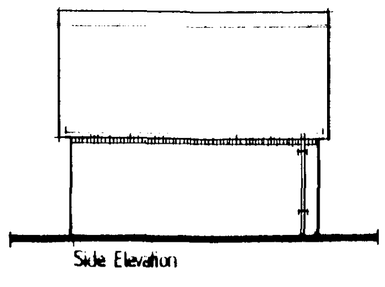

Side Elevation

GROUND PREPARATION
Strip all top soil/vegetable matter from area occupied by buildings plus 1m all round,pre-itionally allow 150mm depth,and store in site stockpile for later re-use.Reduce levels/grade oversite to levels indicated on site plans.
FOUNDATIONS
Unless otherwise stated,strip foundations to be 450/600mm wide at 112P min condition. Depth to suit site conditions,taken at 900mm min depth (1000mm on slope) and to the approval of the Local Authority Building Inspector
GROUND FLOOR CONSTRUCTION
Insitu concrete ground bearing slabs to be 100mm thickness C20P mix concrete on 1200 gauge DPM (300mm hardcore bed and blinded clean hardcore. Edge 600mm filling below slab) DPM to be turned up and over all walls and overlaid with UPVC.
WALLS - BRICK/BLOCK WORK
Class A blocks or PI quality bricks in 1:3 mix mortar.Fill cavities to within 225mm of lowest DPC with 1:10 mortar or lean mix concrete.
EXTERNAL WALLS
315mm thick composite wall of 102mm facing brickwork and 100mm Fenlite block-work c/w wall ties.Cavity walls between house and garage as external walls Solid walls of 200mm Tarmac Topflite UTI or similar light-weight blocks in 1:1:6 mortar.(A value 0.31w/m2 k) to give U value of 0.48w/m Deg C.
2000 gauge polythene DPC to be provided at base of all walls

ROOF COVERINGS
Concrete interlocking,concrete/clay plain tiles or traditional/fibre cement slates with ridges/verges/special fittings all as site specification
38x25mm treated SW battens,gauge to suit tiling, on BS 747 type 1F bitumen roofing felt or similar on cut/fixsaw rafters as applicable
Contractor is to determine tile fixing specification from manufacturers published literature with due consideration for each site location,orientation wind velocities and individual roof pitches.
Roofing contractor to fix mineral fibre quilt fire stopping eaves and party roofing felt to head of party walls,and fire stop eaves boxes in strict accordance with manufacturers written instructions.

ROOF CONSTRUCTION:
Wall plates generally 100 x 50 mm treated SW,with half lapped joints and fully bedded,strapped down to supporting wall with 30-5mm GMS straps at 1.8m c/c s
Cut-pitch rafters to be fully birdsmouthed over & twice nailed to all supports
Trussed rafter roofs to be designed and manufactured by approved manufacturer and fixed together with 100x25mm sawn SW binders & end bracing,in strict accordance with BS 5268 part 3 1985 (and any subsequent amendment at 600mm max centres.
Provide 38x50mm once bent (900/600) galv. mild steel lateral restraint straps to external walls at ceiling and rafter level where shown (at 2m max c/c) fixed with 4 no.30mm 8 gauge galvanised screws or 5 no.3.3x50mm galv. round wire nails,to 2 trusses/ceiling joists min. c/s solid blocking support and edge packing.
CEILINGS: 12.5mm GYPROC Fireline board with plaster skim to internal garages.

ROOFSPACE VENTILATION AND INSULATION
Provide eave to eave ventilation equivalent to 10000mm2 / metre run or where eaves is dropped,:3000mm2 / metre run,together with high level vents giving 5000mm2 / metre run.(use manufacturers dry ridge ventilator system)
Use either ventilating soffit boards,continous soffit ventilation strips o-continous eaves fascia ventilation strips as site specification
RAINWATER GOODS
115mm dia HR or 100mm square line UPVC guttering,fixed level using standard fascia brackets at 1000mm c/c's and 68mm dia/63mm square rwp's sealed to drain at ground level. Colour/profile as site specification.
FOUL AND STORM DRAINAGE
Generally foul drainage to connect to foul sewer lateral and rainwater to discharge to suitable filled soakaways,but refer to drainage layout plan on a site by site and plot by plot basis.

Section A-A

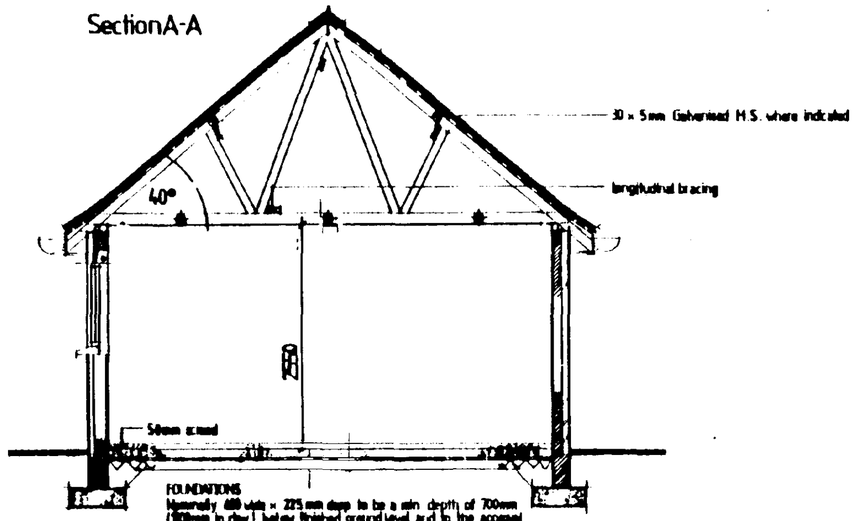

FOUNDATIONS
Internally 600 wide x 225 mm deep to be a min. depth of 700mm (1000mm in clay) below finished ground level and to the approval of the of local authority
Concrete slab to be thickened to 450mm and mesh reinforcement provided below garage door openings.

Frames by Abbott Joinery Ltd.
Lintols by Catnic steel lintels Ltd.

OPENING	FRAME	LINTOL	LENGTH
1	purpose made	CN71A	2700
2	purpose made	CN71A	2700
3	SWF	CN71E	1200

ROOF TRUSS SCHEDULE
10 No. Fink trusses
40° Pitch
300mm Eaves projection

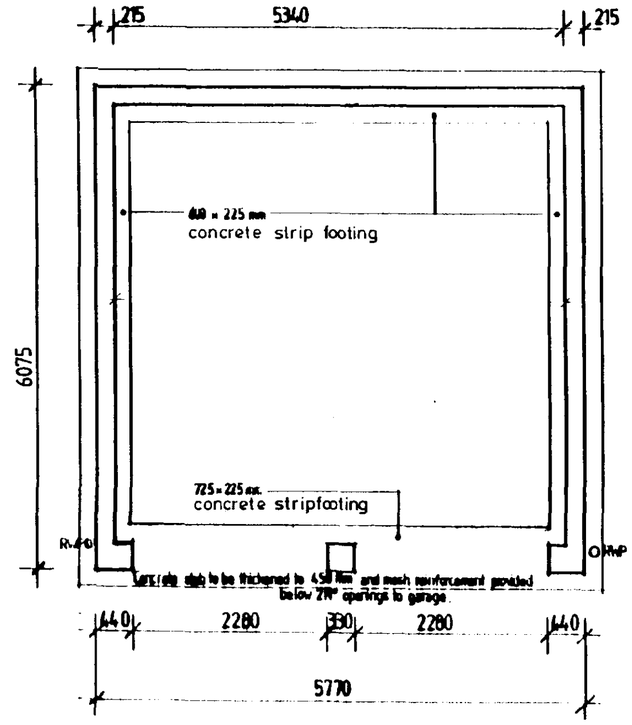

Foundation Plan

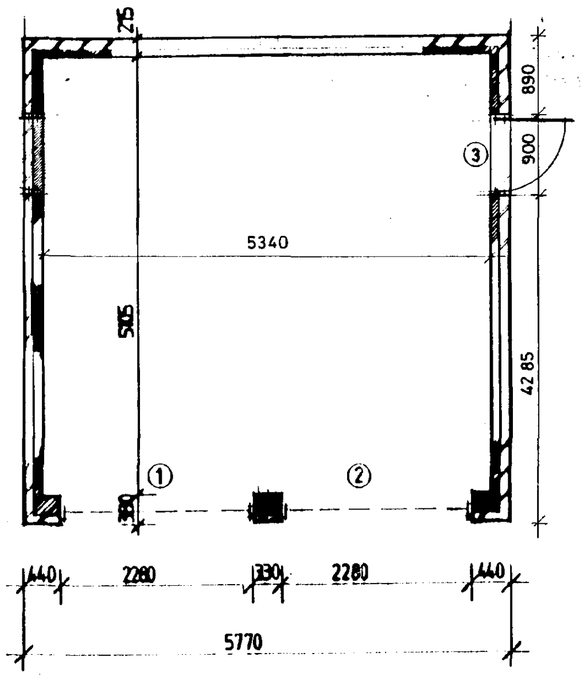

Floor Plan

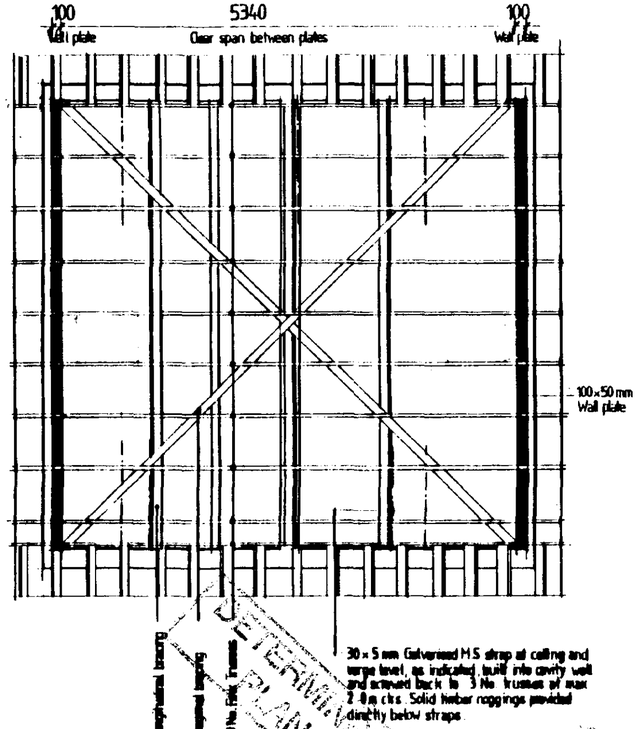

Truss Layout

PLANNING PERMISSION
Ref: 0096/97

REVISIONS

· H O M E S ·

Telephone (0775) 724701 Fax (0775) 762183
ALLISON HOMES is a trading name of SWALLOW HOMES LTD

project
Shared Double Garage

drawing title
Construction Drawing .

scale	1:100 1:50	drawing no.
date	Feb 94	W/ DG/0
drawn	J.Charlesworth	



Front Elevation



Side Elevation



Rear Elevation



Side Elevation

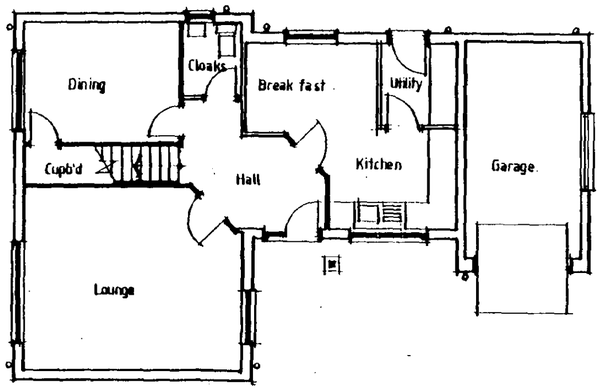

Ground Floor Plan

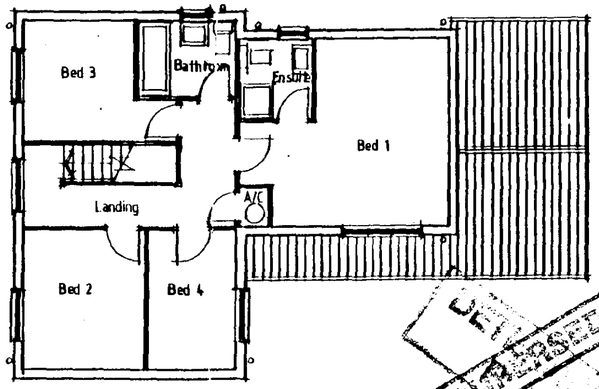

First Floor Plan

APPROVED PLAN
Ref.

SOUTH HOLLAND DC
HOUSING & PLANNING
10 SEP 1997
Ref: 0096/97

Garages may vary according to plot orientation, see site plan for details.

Date:	Description:	
Aug 94	Ensuite layout revised	A

REVISIONS

HOMES
Swallow House, Banbury Close, West Elloe Avenue
Spalding, Lincs. PE11 2BS
Telephone (0775) 724701 Fax (0775) 762153
ALLISON HOMES is a trading name of SWALLOW HOMES LTD

Project:
D Range House Type
4 Bedroom 1317 sqft. The Normanton V12

Drawing Title:
Design Sheet.
PLOT 4 WIGNALS GATE, HOLBEACH.

Reference No: D/4/SG/03/V12.	**Scales:** 1:100
Drawing No: 01	**Date:** May 94
Revision: A	**Drawn:** LRB.

Do not scale directly from this drawing.
All discrepancies to be brought to the attention of the above office.

SUMMIT D O S 941231



Front Elevation



Side Elevation

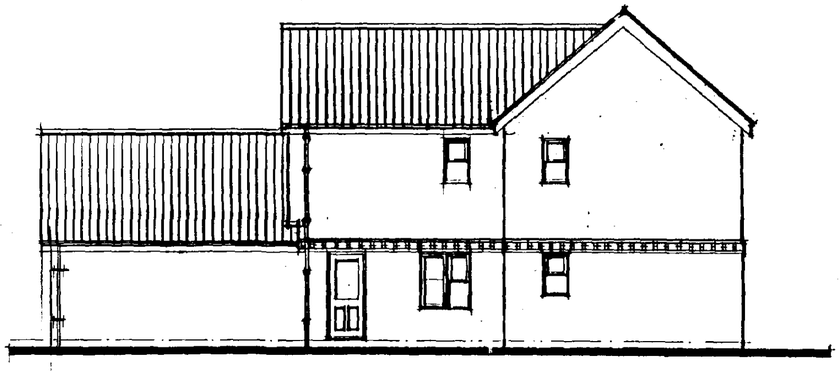

Rear Elevation

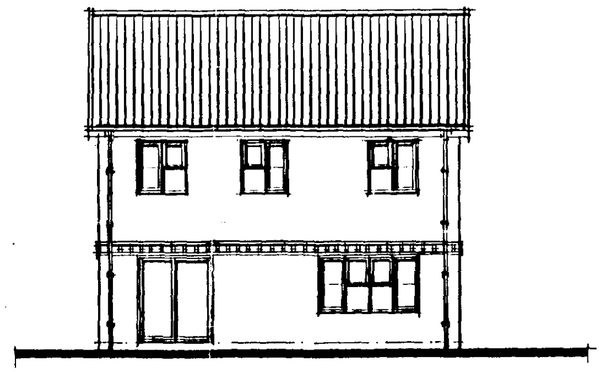

Side Elevation

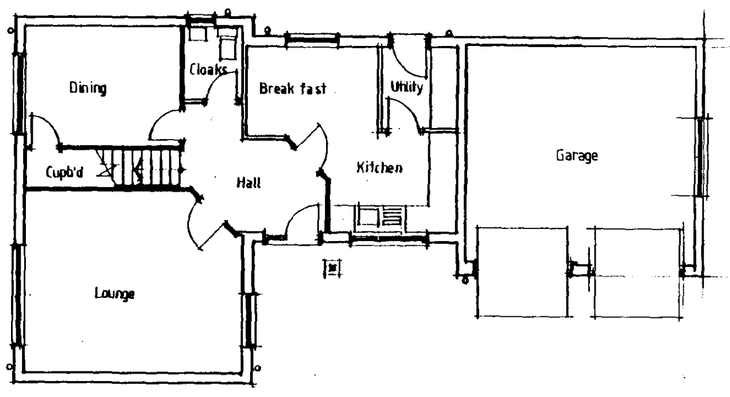

Ground Floor Plan

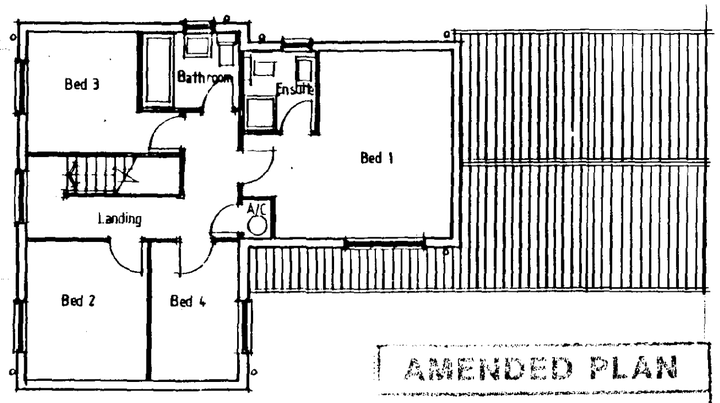

First Floor Plan

AMENDED PLAN
Ref.

SOUTH HOLLAND DC
HOUSING & PLANNING
22 OCT 1997
Ref: 0096/97

Garages may vary according to plot orientation, see site plan for details.

Date:	Description:		
Aug 94	Ensuite layout revised	A	

R E V I S I O N S

HOMES

Swallow House, Banbury Close, West Elloe Avenue
Spalding, Lincs. PE11 2BS
Telephone (0775) 724701 Fax (0775) 762153
ALLISON HOMES is a trading name of SWALLOW HOMES LTD

Project:
D Range House Type
4 Bedroom 1317 sqft. The Normanton V12

Drawing Title:
Design Sheet.
PLOT 4 WIGNALS GATE, HOLBEACH.

Reference No: D/4/SG/03/V12.	**Scales:** 1:100
	Date: May 94
Drawing No: 01	**Drawn:** LRB.
Revision: A	

Do not scale directly from this drawing. All discrepancies to be brought to the attention of the above office.

SUMMIT D.O.S. 941231



ELEVATION TO WIGNALS GATE 1:200

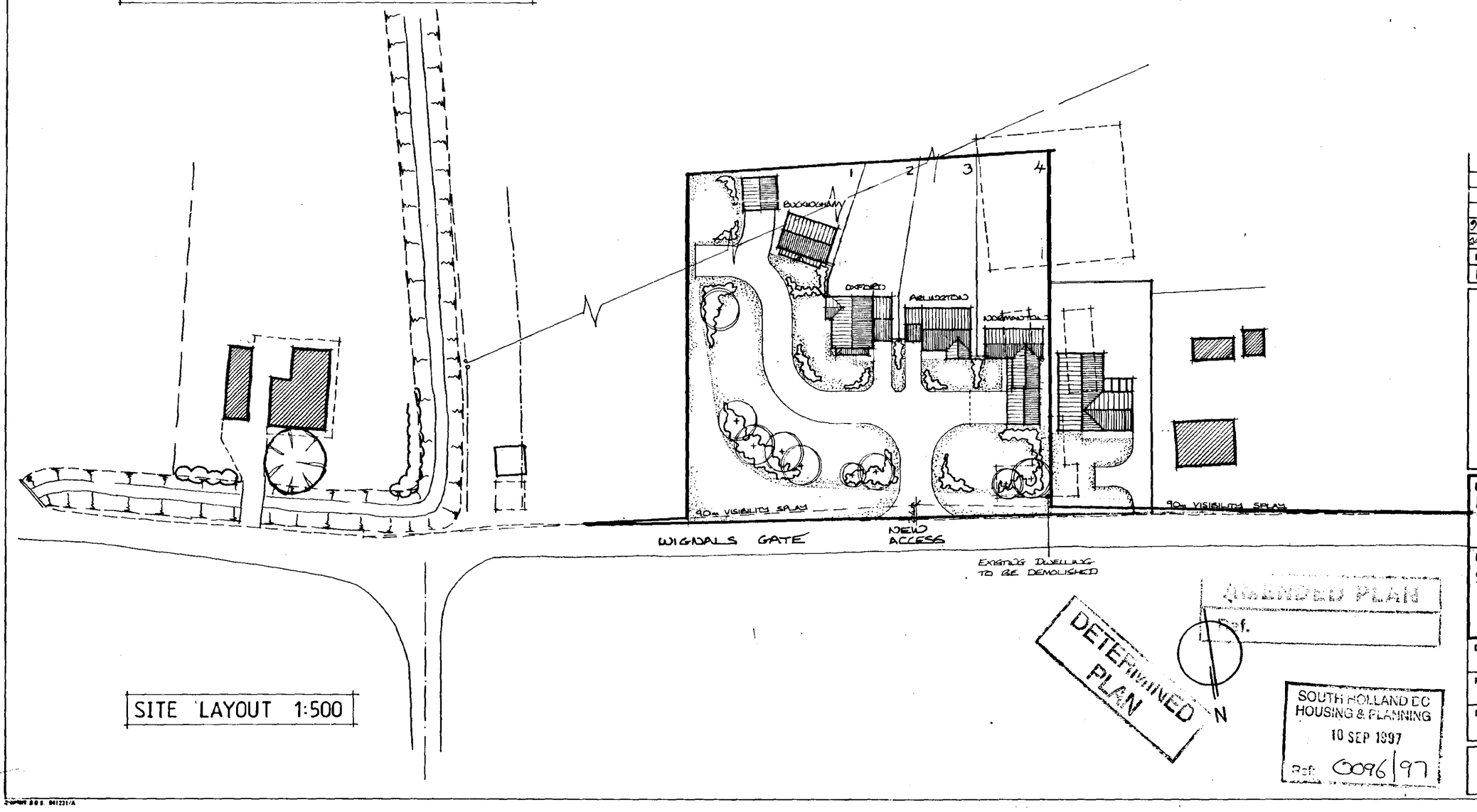

SITE LAYOUT 1:500

AMENDED PLAN

DETERMINED PLAN

SOUTH HOLLAND DC
HOUSING & PLANNING
10 SEP 1997
Ref: 0096/97

Date:	Description:	
9.9.97	WINDOW ADDED TO GARAGE of PLOT 4 &	AB
24.06.97	VISIBILITY SPAY AMENDED	A.B

REVISIONS

ALLISON HOMES

Swallow House, Banbury Close, West Elloe Avenue
Spalding, Lincs. PE11 2BS
Telephone (01775) 724701 Fax (01775) 762153
ALLISON HOMES is a trading name of SWALLOW HOMES LTD

Project:
PROPOSED FRONTAGE DEVELOPMENT
WIGNALS GATE HOLBEACH

Drawing Title:
SITE PLAN

Date:	Scales:
20/01/97	1:500, 1:200
Reference No: WGH	**Drawn:**
Drawing No: WGH/S/04	**Revision:** A.B.

Do not scale directly from this drawing.
All discrepancies to be brought to the attention of the above office.



ELEVATION TO WIGNALS GATE 1:200

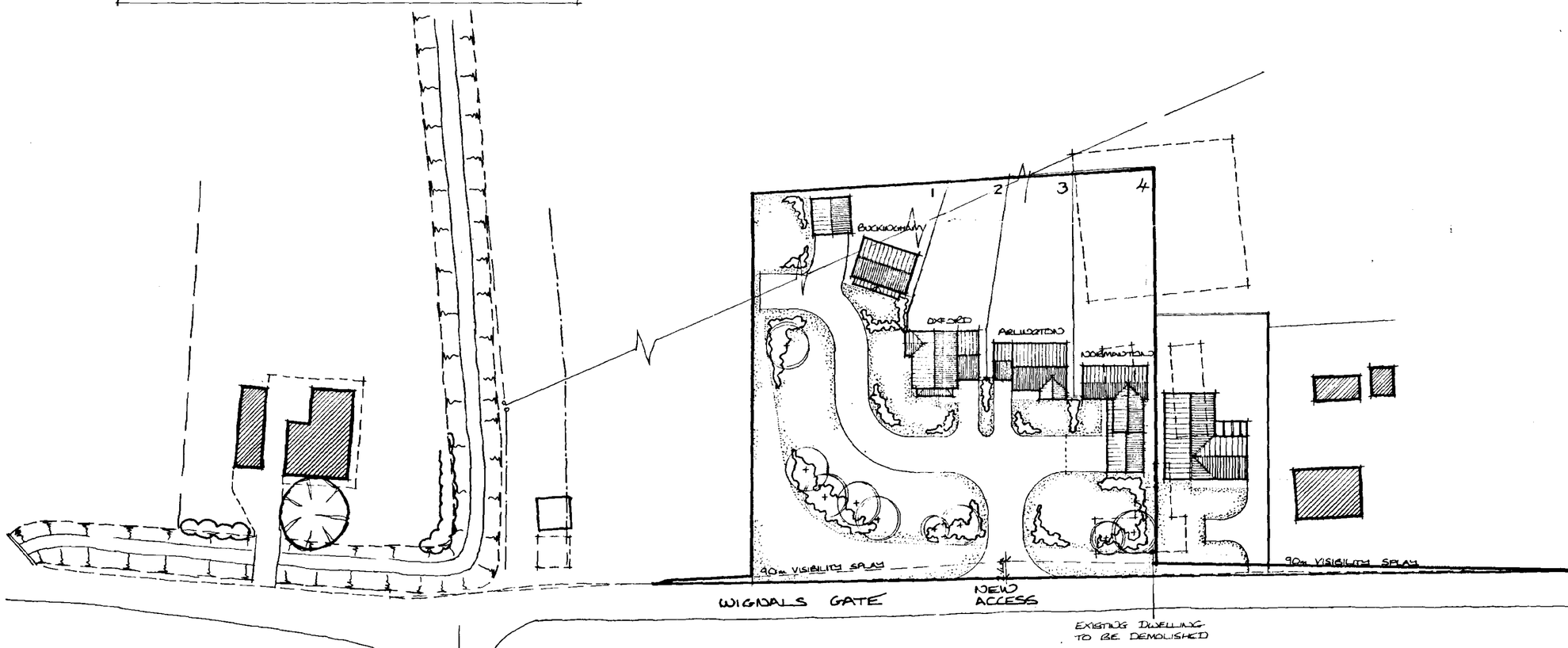

SITE LAYOUT 1:500

AMENDED PLAN
Ref.

N

SOUTH HOLLAND DC
HOUSING & PLANNING
26 JUN 1997
Ref: 00%/97

Date:	Description:		
24.06.97	VISIBILITY SPLAY AMENDED	A	JB

REVISIONS

ALLISON HOMES

Swallow House, Banbury Close, West Elloe Avenue
Spalding, Lincs. PE11 2BS
Telephone (01775) 724701 Fax (01775) 762153
ALLISON HOMES is a trading name of SWALLOW HOMES LTD

Project:
PROPOSED FRONTAGE DEVELOPMENT
WIGNALS GATE HOLBEACH

Drawing Title:
SITE PLAN

Date:	Scales:
20/01/97	1:500, 1:200
Reference No: WGH	**Drawn:**
Drawing No: WGH/S/04	**Revision:** A.

Do not scale directly from this drawing.
All discrepencies to be brought to the attention of the above office.