

EXISTING FRONT ELEVATION 1:100

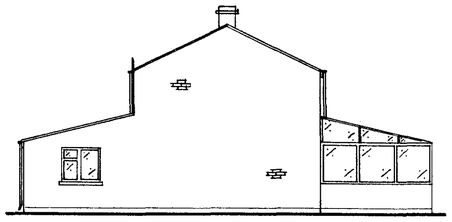

EXISTING END ELEVATION 1:100

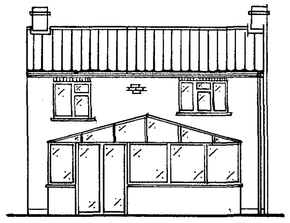

EXISTING REAR ELEVATION 1:100

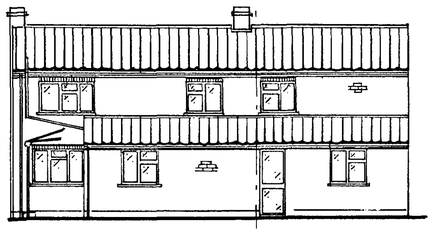

PROPOSED FRONT ELEVATION 1:100

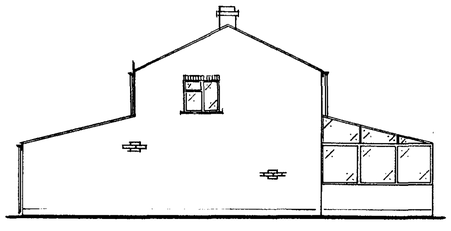

PROPOSED END ELEVATION 1:100

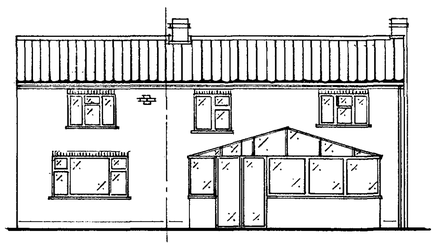

PROPOSED REAR ELEVATION 1:100

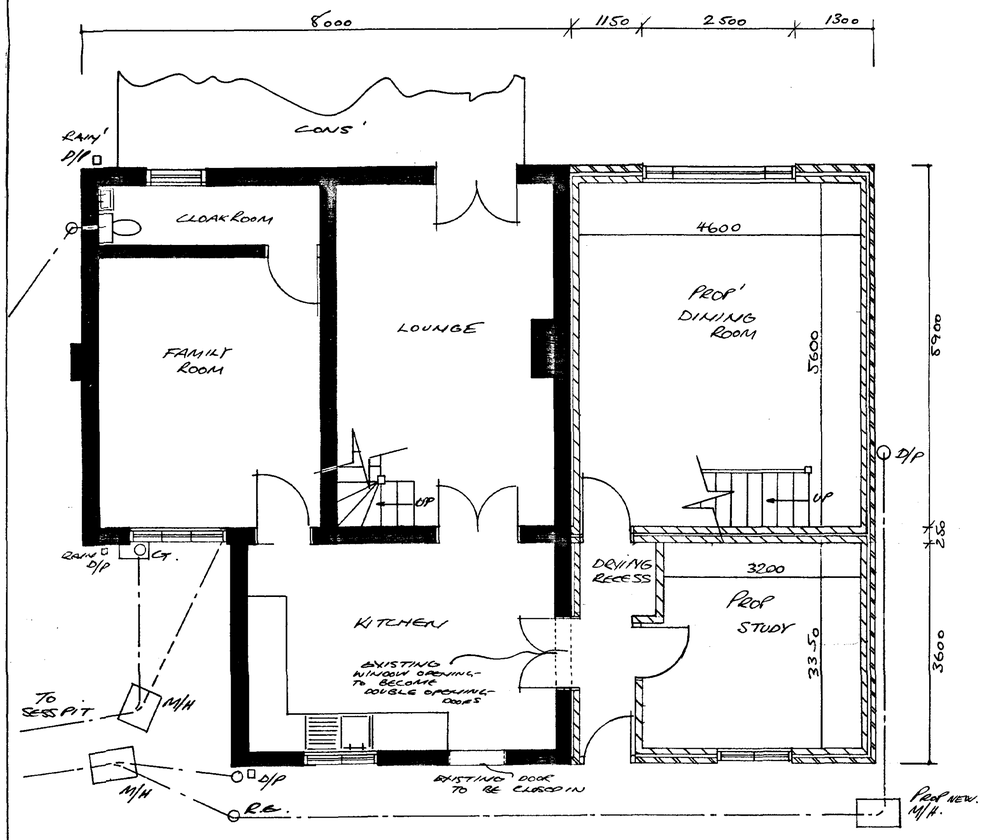

PROPOSED GROUND FLOOR PLAN 1:50

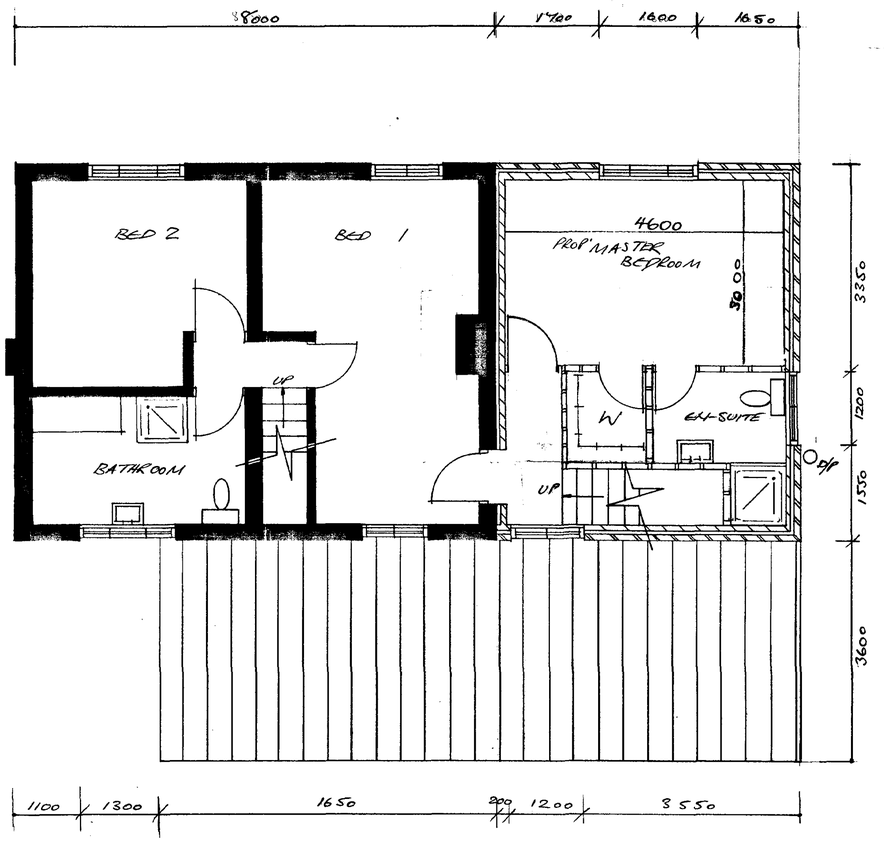

PROPOSED UPPER FLOOR PLAN 1:50

SNDC
Development
- 6 FEB 2002
0129/02

PROPOSED EXTENTION
PLANS FOR.

MR McDOW
THE OLD FORGE
HOLBEACH ST. MATHEW
SPALDING,
LINCS
PE12 8EJ.

DESIGN BY:
PETER ELDRIDGE
B.A. HONS
TEL' 01553 828046
DRAWING: 1 OF 2
DATE: 24/5/2001

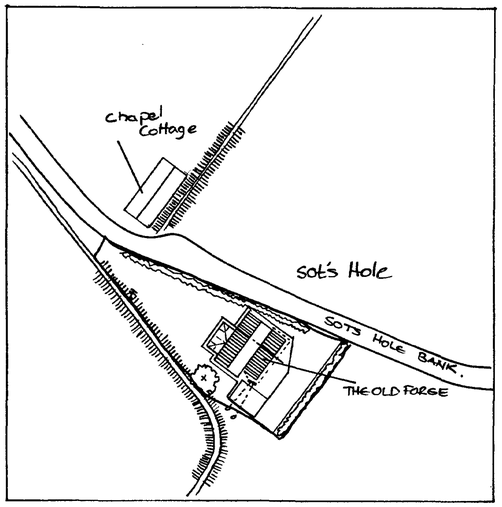

SITE PLAN 1:625

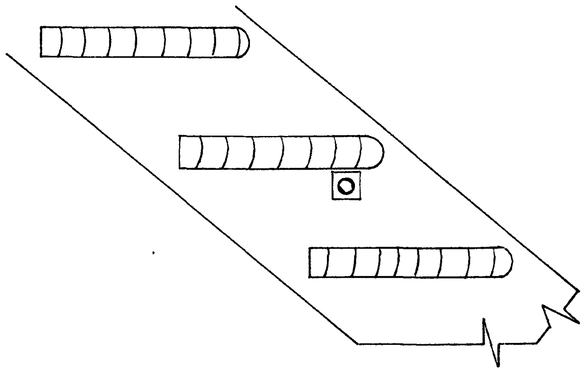

STAIRCASE DETAILING 1:5

STAIRCASE

HARDWOOD STAIRCASE THROUGHOUT OPEN PLAN STYLE, RISE MIN 178mm X 230mm, 10mm GALVANIZED 2 THREADED RODS AT INTERVALS ACCROSS & UNDR TREADS NEWEL POST AND HANDRAIL OPTIONAL.

TREADS 340 X 50mm ON 300X 75mm STRING.



ROOF CARCASS 1:50

ROOF CONSTRUCTION (UPPER)

PITCHED ROOF COMPRISING OF 125mm x 25mm RIDGE BOARD, 125mm X 50mm RAFTERS @ 600mm c/c SET ON 100mm X 50mm WALL PLATE, SUPPORTED BY 100mmX 50mm PURLINS & STRUTS, BINDERS, WALL PLATE, SECURED TO MASONRY BY VIA 30X 5mm STRAPS. FLOOR JOISTS @200 X50 mm SET INTO INNER BLOCKWORK @ 400 c/c 18mm PLYBOND OR TRIT FLOOR. NOGGINS @ 1000mm c/c.

ROOF CONSTRUCTION (GROUND)

PITCHED ROOF COMPRISING OF 100mm X 50mm RAFTERS ON 100 X50 mm WALL PLATE @600mm c/c 100 X50mm PURLINS & STRUTS. SECURED VIA STRAPS AS ABOVE. JOISTS 200X50 ON 100X50 PLATE & HANGERS AS REF. DRAWING.

ALL ROOFING TO HAVE MARLEY TILES ON BATTONS 38X25mm ON UNTEARABLE ROOF FELT. MAINTAIN 50mm AIR GAP BETWEEN UNDER SIDE OF FELT.

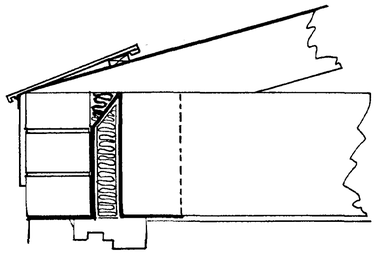

EXAMPLE OF GROUND FLOOR LINTEL SECTION 1:5

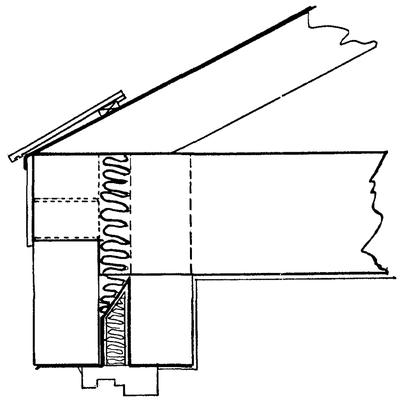

EXAMPLE OF UPPER FLOOR LINTEL SECTION 1:5

WINDOWS & LINTELS

WHITE UPVC FRAMES & DOOR FRAME UNITS, SEALED UNITS DOUBLE GLAZING, TOUGHENED OR LAMINATED GLAZING TO BS 6206- : CIL HEIGHT MIN 950mm FROM D.P.C.

CATNIC LINTELS OVER COUGAR TYPE AS,

GROUND DOOR CG 90/125 @ 900mm

" WINDOW CG 90/125 @ 1500mm

REAR WINDOW CZH 90/125 @ 3000mm

UPPER BATH' CG 90/125 @ 1500mm

UPPER FRONT CG 90/125 @ 2100mm

DRAINAGE

50mm Ø WASTES & TRAPS TO 110mm S/PIPES - MANHOLE TO mm DIA - RE TO EXISTING DRAINAGE SYSTEM AS PER DRAWING NO 1. GUTTERS TO BE EXTENDED TO RUN WITH NEW BUILDING USING EXISTING D/P.

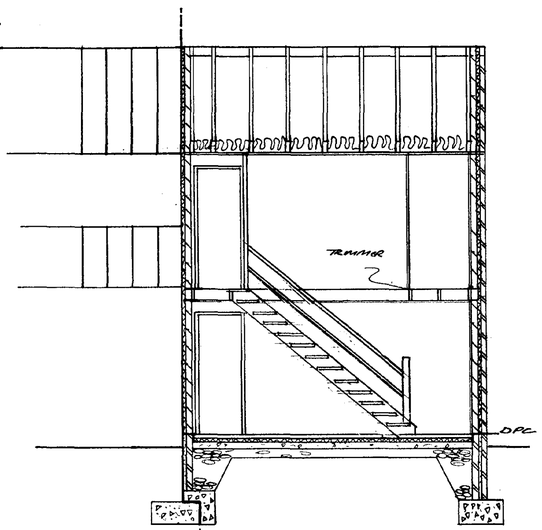

SECTION 1:50

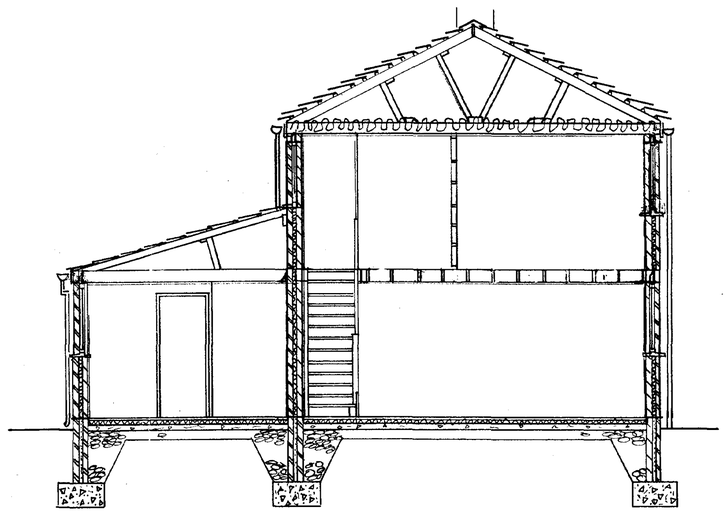

SECTION 1:50

EXTERNAL & INTERNAL WALLS.

BRICKWORK OUTER SKIN TO MATCH EXISTING, 50mm "DRY THERM" INS' CAVITY, 100mm "THERMALITE" BLOCKWORK INNER SKIN. NEW BRICK WORK TIED TO EXISTING ON OUTER, INNER BLOCKWORK VIA "FIREX" PROFILETIES, CAVITY TIES BS 1243- MAX SPACINGS 900mm HORIZ' 450mm, VERT, 300mm @ UNBONDED JAMBS, VERT' D.P.C. TO ALL REVEALS AT ALL OPENINGS.

100mm LIGHTWEIGHT CONC' BLOCK TO GROUND PARTIONS UPPER FLOOR 100X 50mm TIMBER STUD WALLING INSULATED, 12.5mm PLASTER BOARD & SKIMMED.

D.P.C. LAPPED TO DPM, MIN 150mm ABOVE G.L.

FOUNDATIONS

FOUNDATIONS TO CONSIST OF 600 X 450 mm MIN' 900mm DEEP, DENSE CONCRETE & LEANMIX CAVITY FILL BELOW GROUND LEVEL AS APPROVED AFTER EXCAVITION BY B.C.O.

FLOOR CONSTRUCTION

65mm CONC' SCREED 50mm EPS INSULATION ON 1000 GUAGE DPM ON 100 mm CONC' ON 100mm CLEAN COMPACTED & BLINDED HARDCORE.

S.H.D.C.
Planning & Development
- 6 FEB 2002
Ref 0129/02

PROPOSED EXTENTION PLANS FOR:

MR McDOW
THE OLD FORGE
HOLBEACH ST MATHEW
SPALDING,
LINC
PE12 8EJ.

DESIGN BY:
PETER ELDRIDGE
B.A. HONS
TEL' 01553 828046

DRAWING: 2 OF 2
DATE: 24/5/2001