

WEST ELEVATION

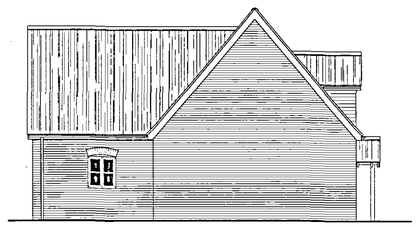

SOUTH ELEVATION



EAST ELEVATION

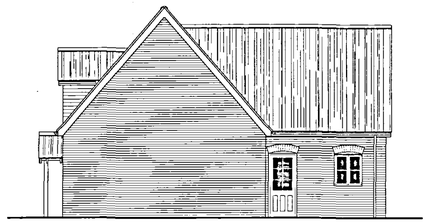

NORTH ELEVATION

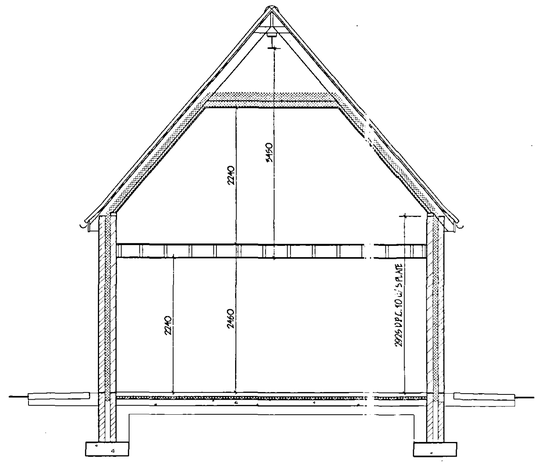

SECTION B - B

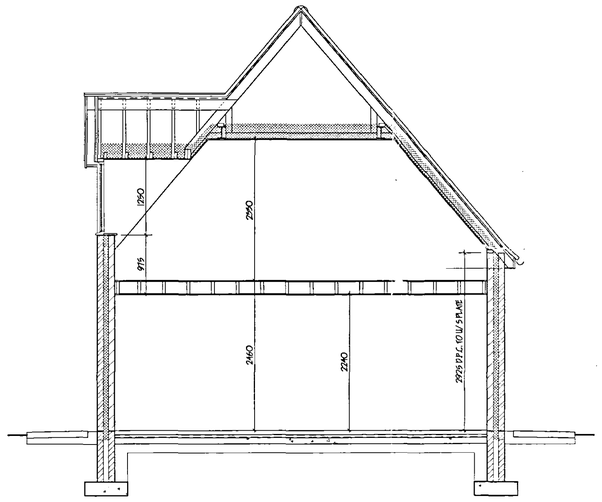

SECTION A - A

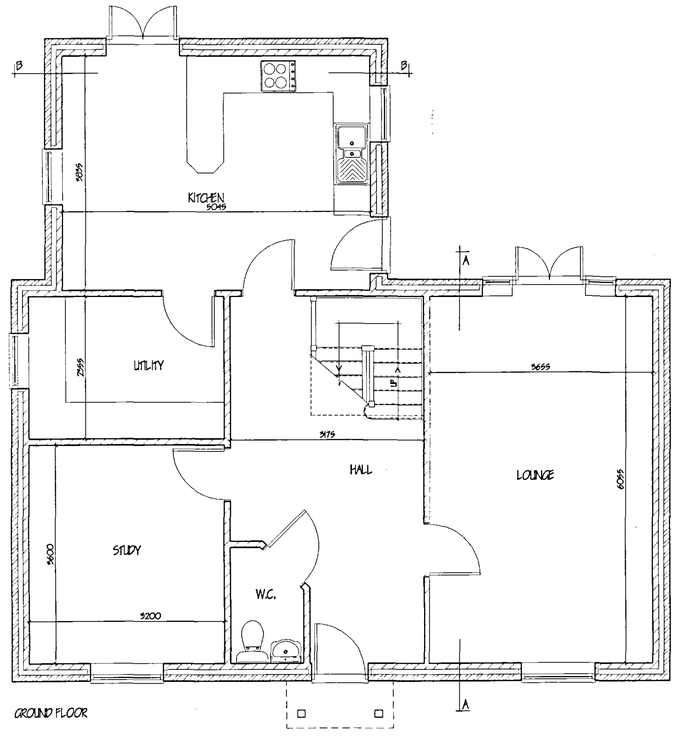

GROUND FLOOR

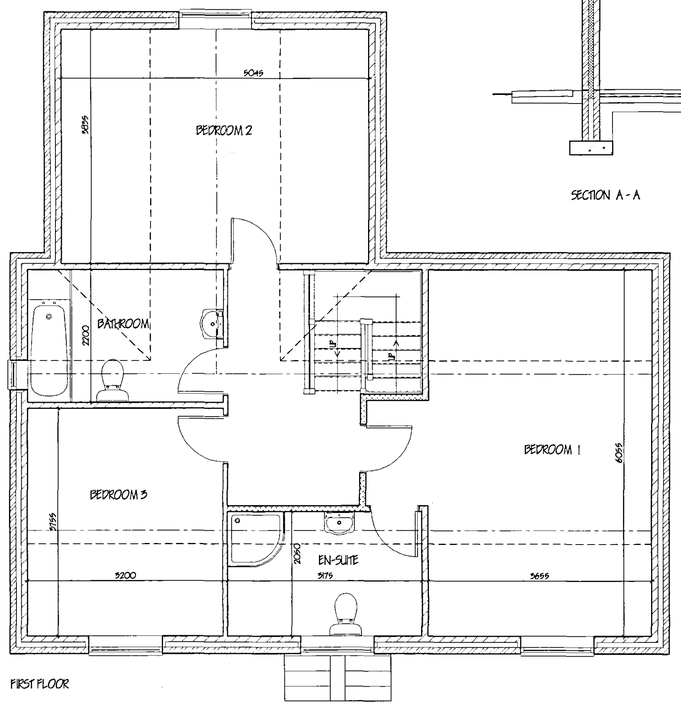

FIRST FLOOR

LIMITATIONS.
This drawing is limited in the amount of information contained and does not purport to contain a full specification of the works. It is solely for the purpose of obtaining Planning/ Building Regulation approval.
The drawing must not be used as a contract document alone.
All dimensions shall be taken from site from actual work. Under no circumstances shall measurements be scaled from this drawing for construction or ordering purposes.
All given dimensions shall be checked by the Builder/ Contractor and will be his responsibility from commencement of site works.
The works will not be supervised or inspected on site by G.R. Merchant. or any representative thereof. It is the client or their appointed agents responsibility to control workmanship, substitution of materials, adherence to specification, variations to contract etc.

COPYRIGHT RESERVED.
Copies of this drawing must be made only with the written permission of G. R. Merchant.

STANDARDS.
All materials to be new unless otherwise stated and all components and materials etc. to be used fitted and installed etc. in strict accordance with manufacturers instruction and relevant Code of Practice.
Materials shall conform to appropriate British Standard Specification or BBA Certificate or European Code equivalent.

HEALTH & SAFETY.
The Employer/ Client shall ensure that the selected contractor is conversant with and adopts all measures necessary to achieve compliance with Health & Safety legislation for Building Sites and Work Places.
The Employer / Client is advised that should the works need to comply with the Construction Design and Management Regulations an independant Planning Supervisor will be required.

SCOPE OF THE WORKS.
The works shall comprise of all that is shown on the drawing and details. Work that may not be specifically shown but may be reasonably inferred as necessary to carry out the works shall be deemed to be included.

PLOT 3.

ref:	revision	date
A	REAR DORMERS REMOVED	JUNE '04

G. R. MERCHANT
I.ENG AMICE FIWO
ARCHITECTURAL, STRUCTURAL AND LAND DRAINAGE CONSULTANTS
Unit 4, Wrights Mews
12A Park Road, Holbeach,
Spalding, Lincs. PE12 7EE
Tel: 01406 490800
Fax: 01406 425744
E-Mail: G. R. Merchant @ Merchant. F9. Co. UK

140/04

AMENDED PLAN
Ref. A/1

DETERMINED PLAN

Project
PROPOSED BUNGALOW & GARAGE
FISHPOND LANE
HOLBEACH
SPALDING LINC'S.

Client
THOMAS McKENNA DEVELOPMENTS LTD.

Drawing
FLOOR PLANS/ SECTION/ ELEVATIONS

Job Ref.	Drawing No.
880-04	03-A
Date	Drawn
JANUARY '04	J.C.

Scales
1:50 1:100

DO NOT SCALE FROM THIS DRAWING

This drawing is copyright and may not be altered, traced, photographed or used for any other purpose other than that for which it is issued.
The General Contractor is to check all dimensions on site and report any discrepancies to the Architect.
All details shown on this drawing including foundations are based upon typical site conditions related to the area. No responsibility can be accepted for abnormal conditions which may be discovered during construction unless reported to the Architect so that design amendments may be considered. Site soil surveys are recommended in respect of foundations to establish specific site conditions before foundation work is undertaken.