CONIFERS – 4m High



REAR

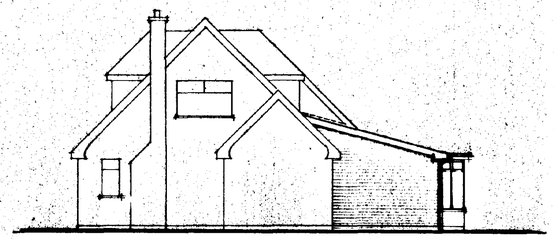

SIDE

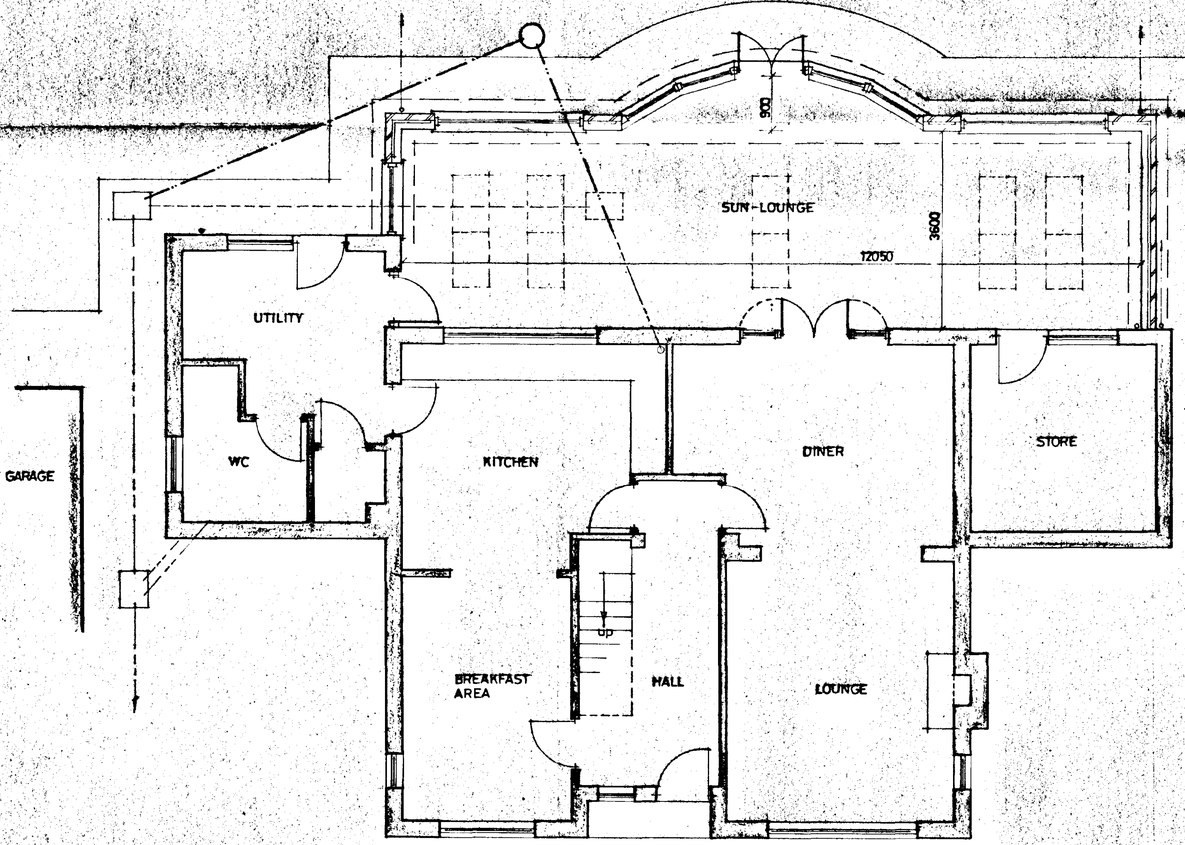

PLAN

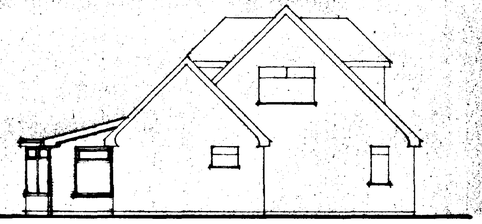

SIDE

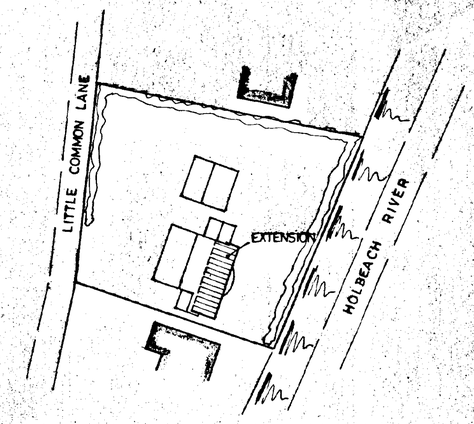

SITE PLAN
1 : 500

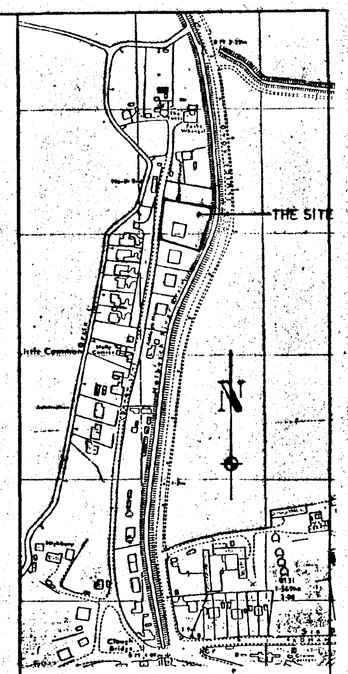

LOCATION PLAN
1: 2500

REGISTERED PLAN

SOUTH HOLLAND DC
HOUSING & PLANNING
13 MAR 1998
Ref: 0289/98

DO NOT SCALE FROM THIS DRAWING
This drawing is copyright and may not be altered, traced, photographed or used for any purpose other than that for which it is issued.
The General Contractor is to check all dimensions on site and report discrepancies to the Architect.
All details shown on this drawing including foundations are based upon typical site conditions related to the area. No responsibility can be accepted for abnormal conditions which may be discovered during construction unless reported to the Architect so that design amendments may be considered. Site soil surveys are recommended in respect of foundations to establish specific site conditions before foundation work is undertaken.

G. R. MERCHANT
I.ENG AMICE, FIWO,
ARCHITECTURAL, STRUCTURAL & LAND DRAINAGE CONSULTANT
TEL: HOLBEACH (01406) 490800

PROJECT:
SUN-LOUNGE EXTENSION
LITTLE COMMON LANE
HOLBEACH CLOUGH

CLIENT:
R J WILSON

SCALES:	DATE:
1/50 1/100 (UNLESS OTHERWISE STATED)	*MARCH 1998*
G.R.MERCHANT	DRAWING No.: *RJW.01*

REVISIONS:

SUMMIT 2299 4961
6048-11047