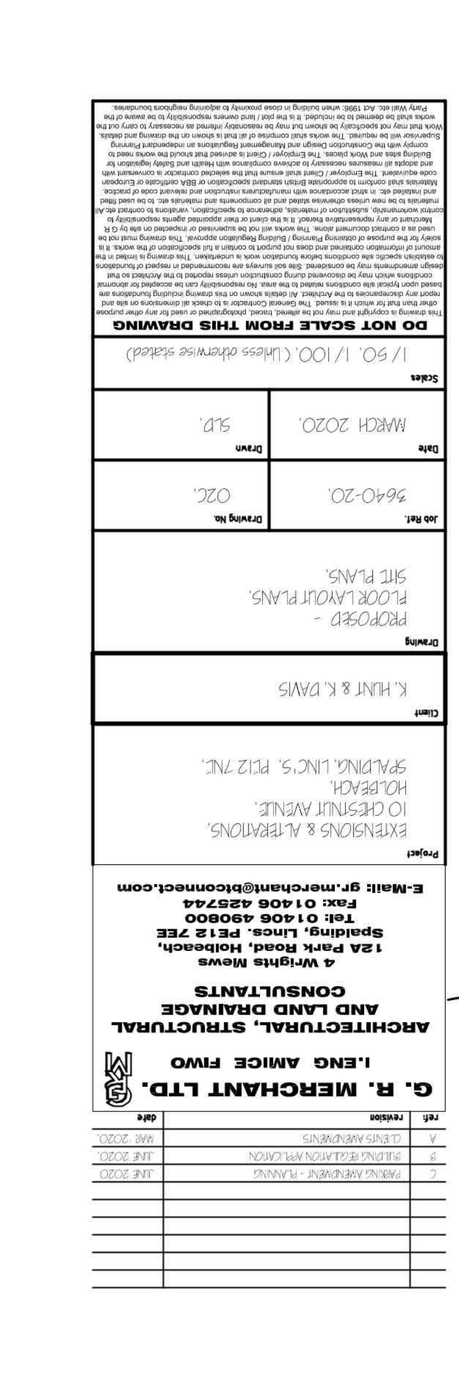
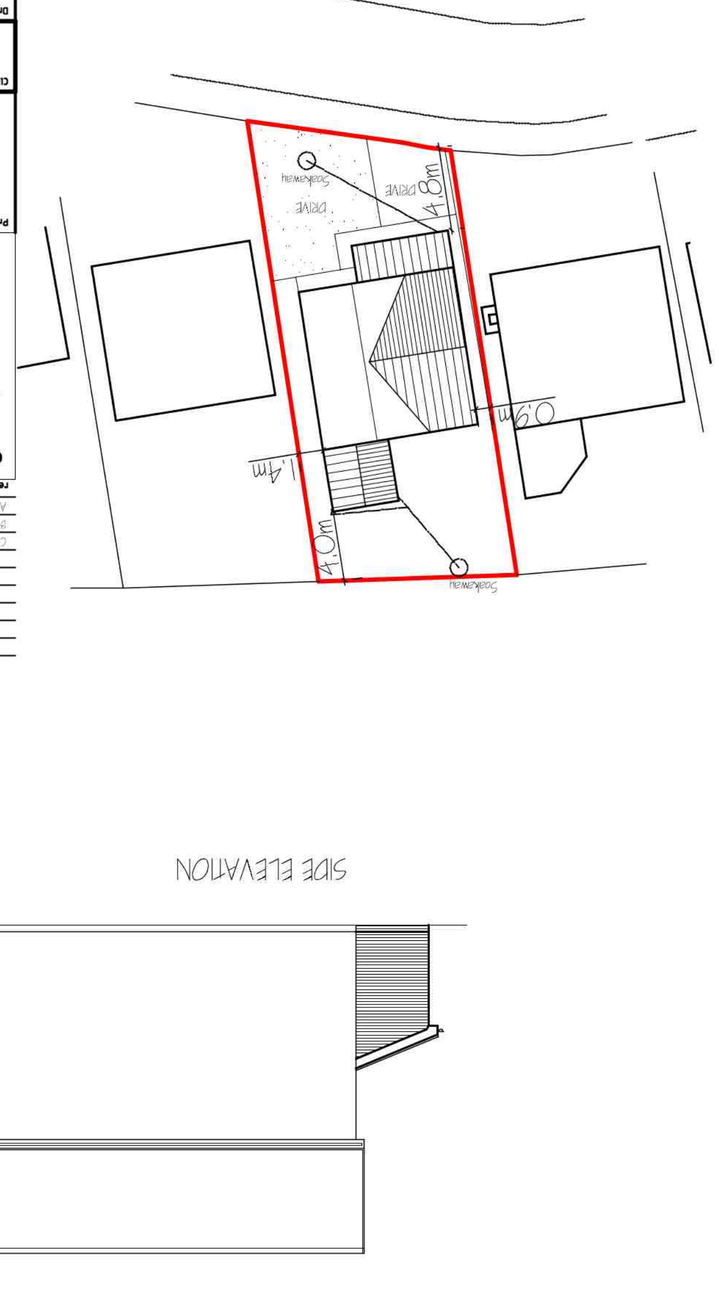
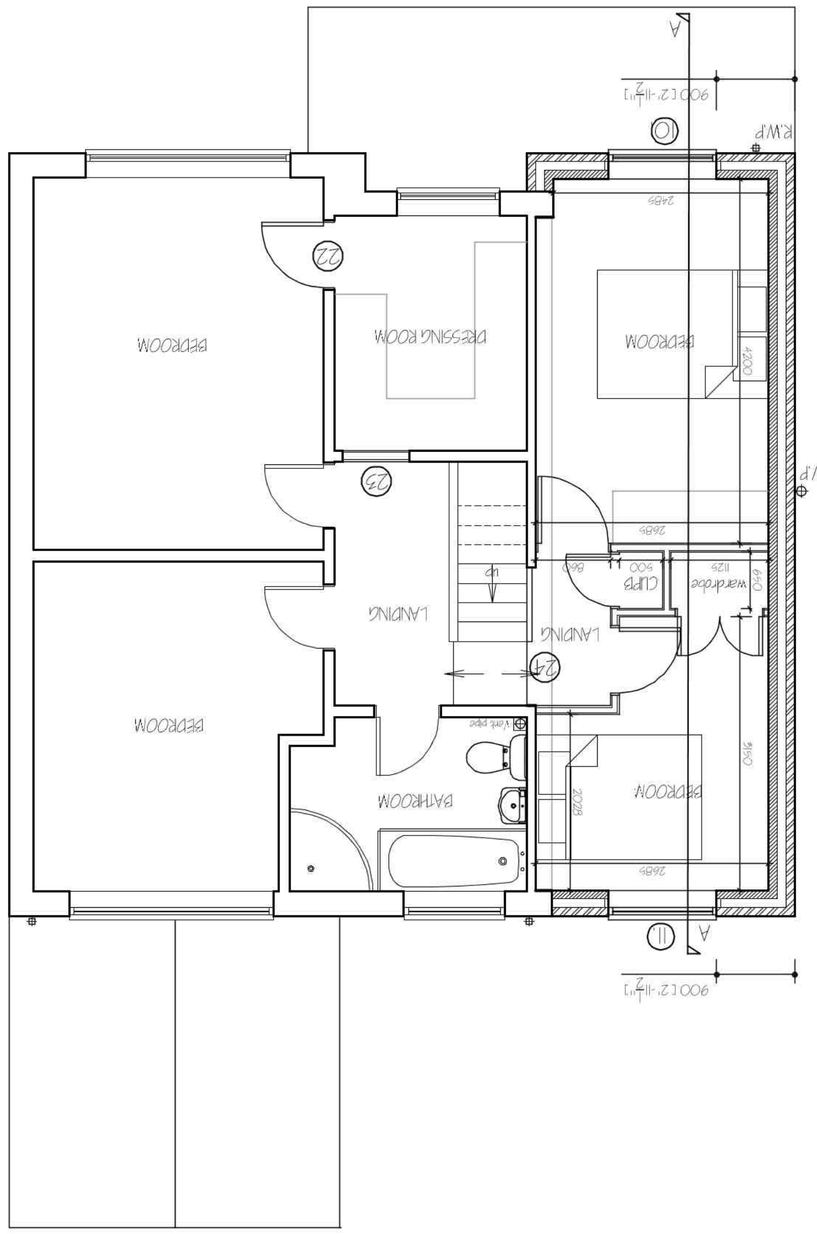
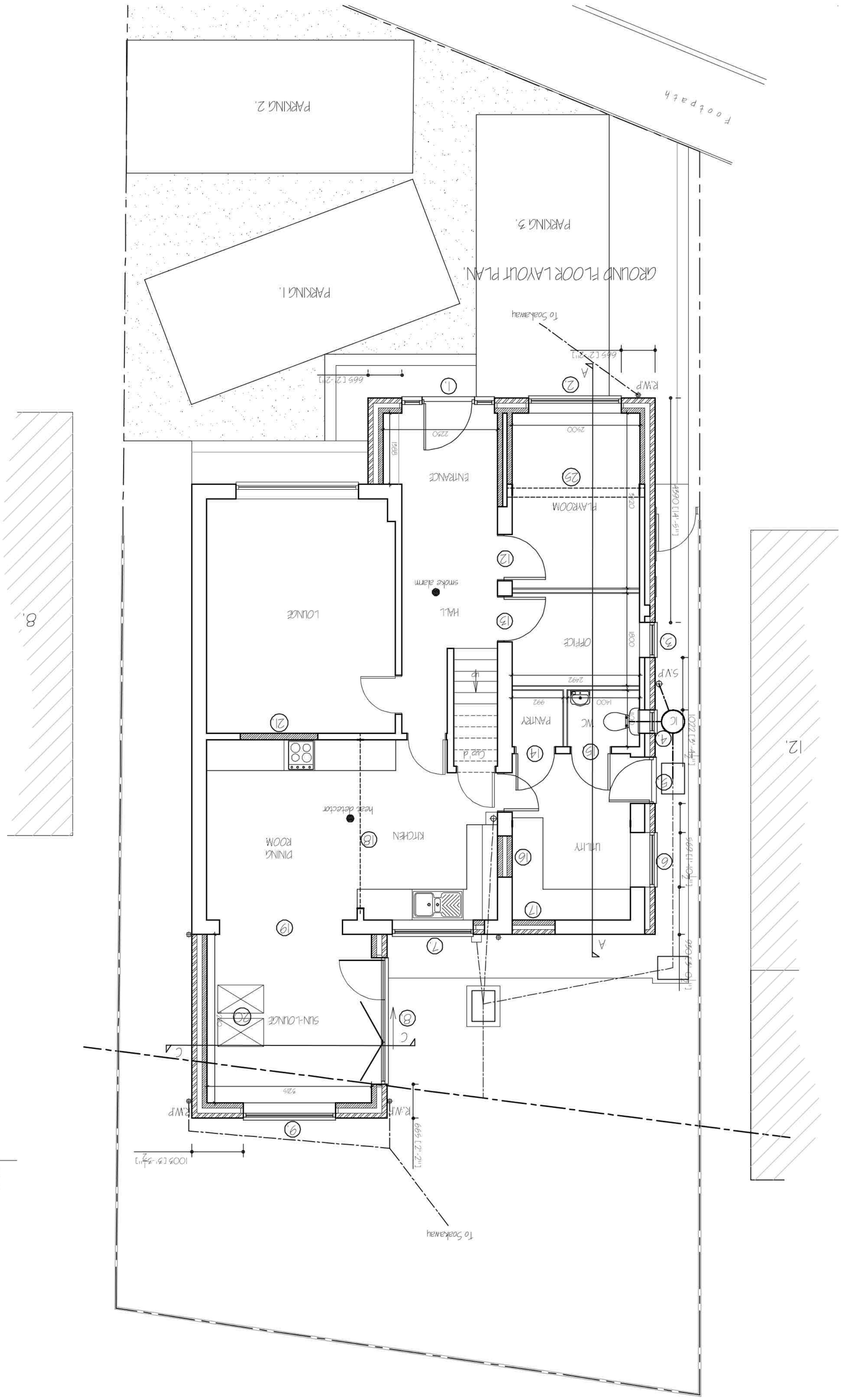
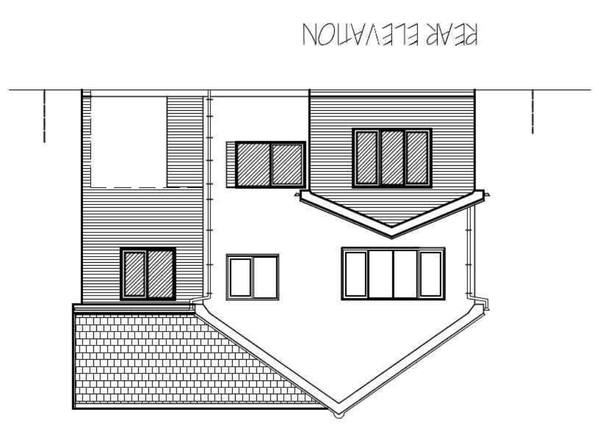

G. R. MERCHANT LTD.
1.ENG AMICE FIWO
ARCHITECTURAL, STRUCTURAL AND LAND DRAINAGE CONSULTANTS
4 Wights Mews
12A Park Road, Holbeach,
Spalding, Lincs. PE12 7EE
Tel: 01406 490800
Fax: 01406 425744
E-Mail: gr.merchant@btconnect.com
Project
EXTENSIONS & ALTERATIONS,
10 CHESNUT AVENUE.
HOLBEACH,
SPALDING, LINCS. PE12 7NE.
Client
K. HUNT & K. DAVIS
Drawing
PROPOSED -
FLOOR LAVOUR PLANS.
SITE PLANS.
Job Ref.
Drawing No
9640-20.
02C.
Date
Drawn
MARCH 2020.
SLD.
Scales
1/50, 1/100, 1/250. (Unless otherwise stated)
DO NOT SCALE FROM THIS DRAWING
This drawing is copyright and may not be loaned, traced, photographed or used for any other purpose other than for which it is issued. The General Contractor is to check all dimensions on site and report any discrepancies to the Architect. All details shown on this drawing including illustrations are based upon typical site conditions material to the area. No responsibility can be accepted for omissions or inaccurate information which may be occasioned during construction unless reported to the Architect prior to the preparation of tenders. Site and surveys are recommended in respect of foundations design amendments may be necessary. Site and surveys are recommended in respect of foundations to adjacent property, site conditions before foundation work is undertaken. This drawing is invalid if it is used in a manner not in accordance with the purpose of drawing. Drawing Regulation approval. This drawing must not be used as a contract document. The works will not be warranted or inspected on site by G.R. Merchant or any appointments thereof. It is the client or their appointed agents responsibility to maintain a current copy of the approved drawings and all relevant documentation relating to the works. Substitution of materials, deviations to contract etc. to be used only for the purpose of obtaining Planning / Building Regulation approval. This drawing must not be used as a contract document. The works will not be warranted or inspected on site by G.R. Merchant or any appointments thereof. It is the client or their appointed agents responsibility to ensure compliance to the current Building Regulations, Statutory Instruments, Codes of Practice, and all relevant codes of practice and adopted documents. The Employer / Client and/or the Principal Contractor is responsible for obtaining all necessary approvals from the Local Authority, Statutory Undertakers, Fire Officer, Water Authority etc. All new and existing drainage systems to be surveyed by C.C.T.V. and tested for leakage and soundness. Any defects found to be made good before the issue of the Completion Certificate. Any discrepancies found between the drawings and the site conditions are to be reported to the Architect before proceeding with the work. Dimensions are not to be scaled from this drawing. Figured dimensions only are to be taken. All dimensions are in millimetres unless otherwise stated. Do not scale from this drawing. Any discrepancies found between the drawings and the site conditions are to be reported to the Architect before proceeding with the work. Dimensions are not to be scaled from this drawing. Figured dimensions only are to be taken. All dimensions are in millimetres unless otherwise stated. Do not scale from this drawing. Any discrepancies found between the drawings and the site conditions are to be reported to the Architect before proceeding with the work. Dimensions are not to be scaled from this drawing. Figured dimensions only are to be taken. All dimensions are in millimetres unless otherwise stated.
ref. revision date
A CLIENTS AMENDMENTS MAR 2020
B BUILDING REGULATION APPLICATION JUNE 2020
C PARKING AMENDMENT - PLANNING JUNE 2020

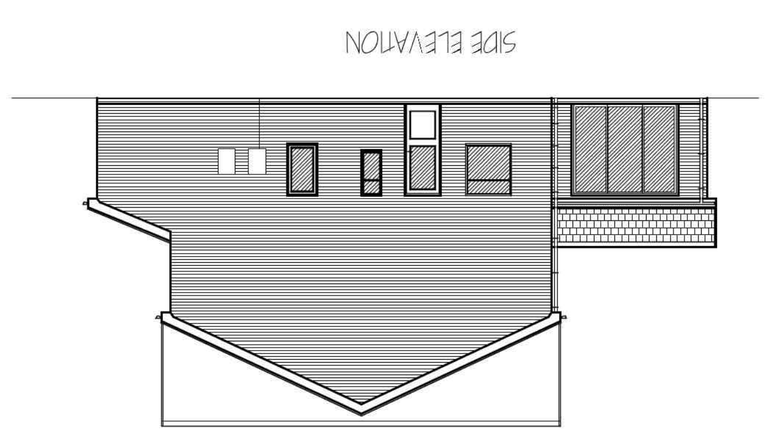

SITE LAYOUT PLAN.
1/ 250.
1.4m
0.9m
4.0m
Soakaway
Soakaway
DRIVE
DRIVE

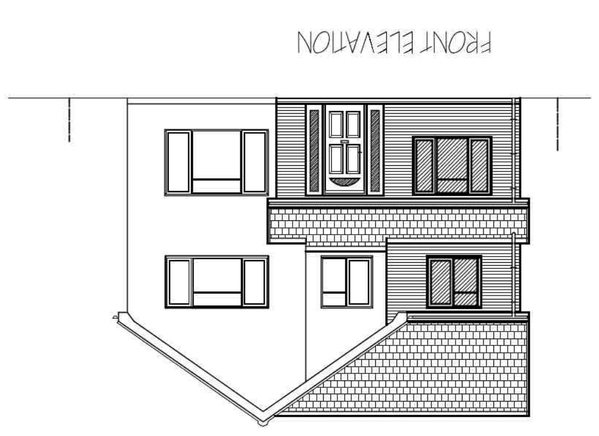

FIRST FLOOR LAVOUR PLAN.
A
900 [2'-11½"]
R.W.P
BEDROOM
2465
DRESSING ROOM
BEDROOM
2465
22
23
S.V.P
BEDROOM
2465
LANDING
LANDING
CUPB
600
Warddrobe
620
600
24
BATHROOM
2465
Wash Basin
BEDROOM
3160
900 [2'-11½"]


GROUND FLOOR LAVOUR PLAN.
PARKING 1.
PARKING 2.
PARKING 3.
Footpath
To Soakaway
R.W.P
A
665 [2'-2½"]
1
2
ENTRANCE
2200
2500
3
LAVROOM
1700
1700
12
smoke alarm
HALL
LOUNGE
OFFICE
2400
5
S.V.P
4
WC
PANTRY
2402
900
14
15
16
Cupb'd
13
Heat detector
DINING ROOM
KITCHEN
UTILITY
19
6
17
7
A
SUN-LOUNGE
20
21
C
C
9
R.W.P
R.W.P
665 [2'-2½"]
1009 [3'-3½"]
To Soakaway
8.
12.


SIDE ELEVATION


REAR ELEVATION


SIDE ELEVATION


FRONT ELEVATION