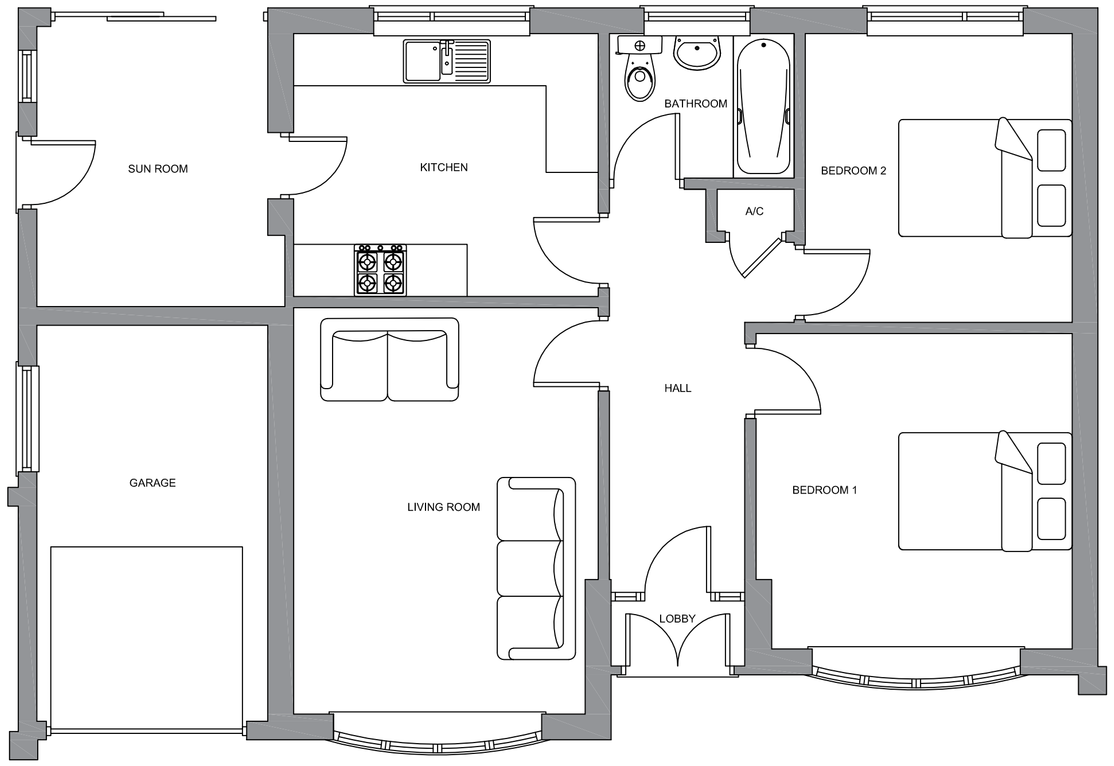
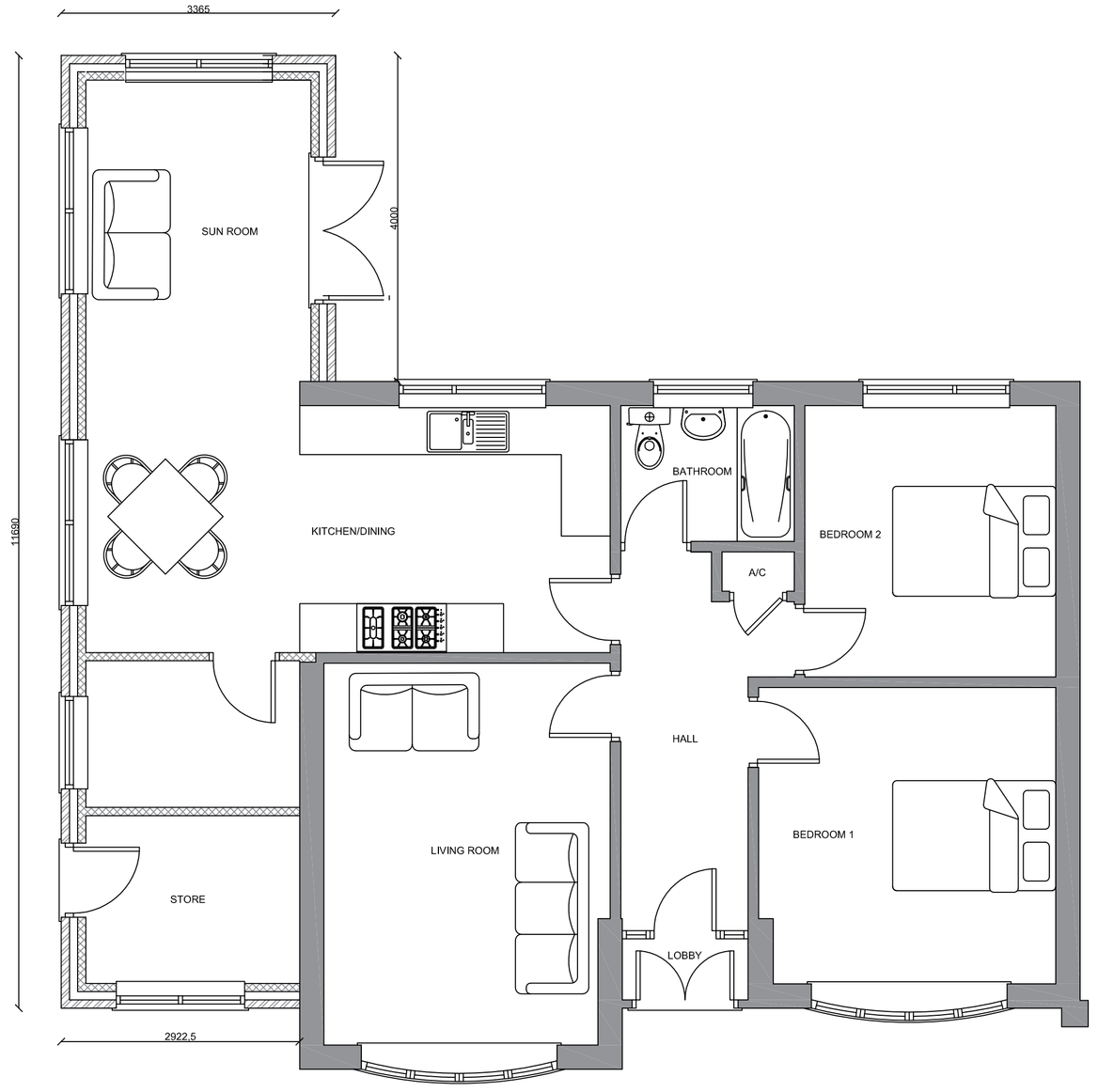


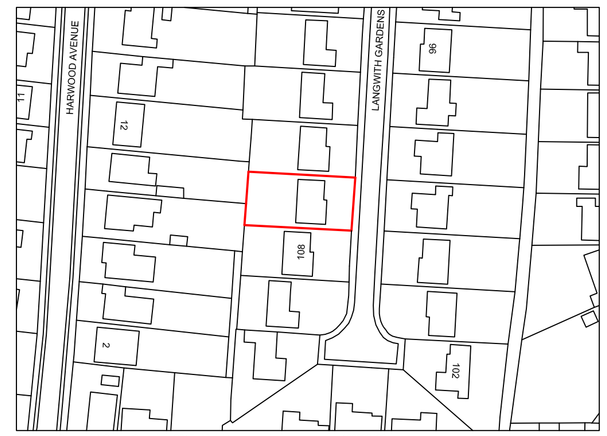
EXISTING FLOOR PLAN



PROPOSED FLOOR PLAN

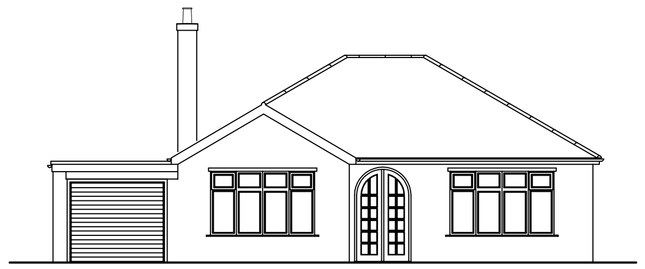


BLOCK PLAN

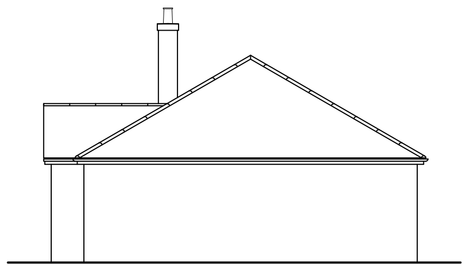


Ordnance Survey (c) Crown Copyright 2015. All rights reserved. Licence number 100022432

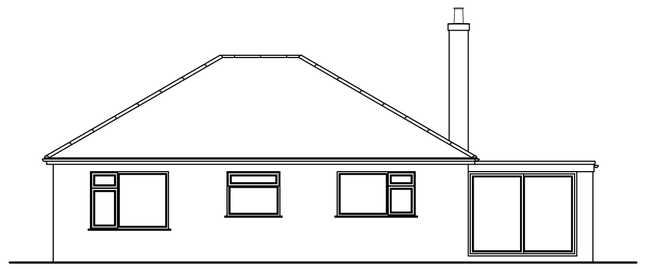
SITE PLAN



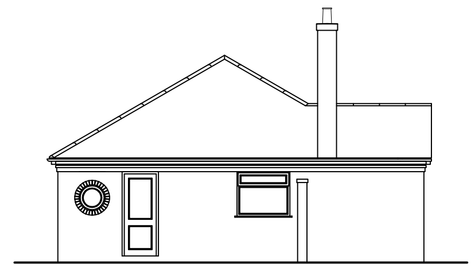
EXISTING FRONT (EAST) ELEVATION



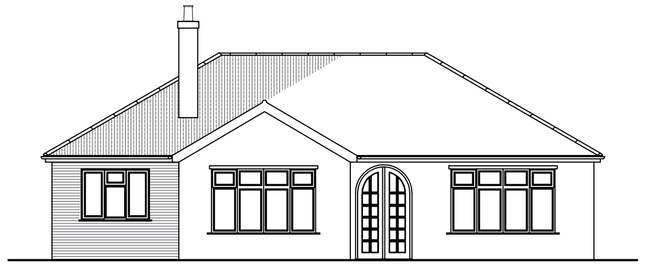
EXISTING SIDE (NORTH) ELEVATION



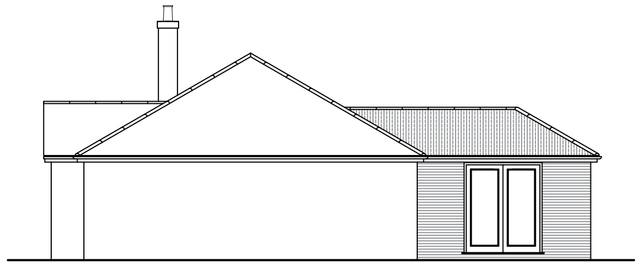
EXISTING REAR (WEST) ELEVATION



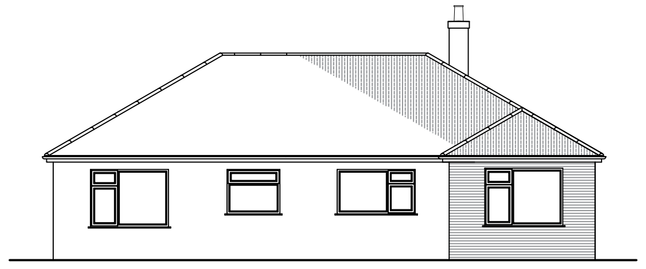
EXISTING SIDE (SOUTH) ELEVATION



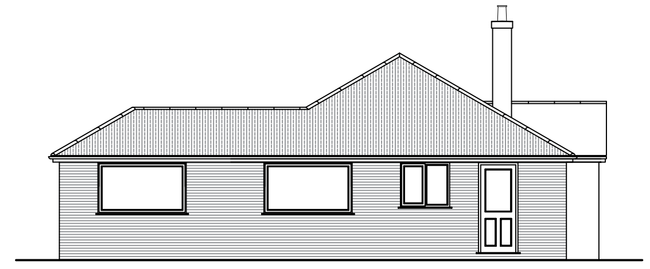
PROPOSED FRONT (EAST) ELEVATION



PROPOSED SIDE (NORTH) ELEVATION



PROPOSED REAR (WEST) ELEVATION



PROPOSED SIDE (SOUTH) ELEVATION

Ref:	Revision:	Date:

AUSTIN JOHN
DEVELOPMENTS

Rualen, Mill Green Road, Pinchbeck, Spalding,
Lincolnshire, PE11 3PU
01775 712115

Project:
PROPOSED SINGLE STOREY SIDE REAR EXTENSION

Client:
MR & MRS GOTT
109 LANGWITH GARDENS
HOLBEACH
SPALDING PE12 7JN

DRAWING:
EXISTING & PROPOSED FLOOR PLANS
EXISTING & PROPOSED ELEVATIONS
BLOCK PLAN
SITE PLAN

DRAWING N°:	DATE:
AJD1716/15/00	MAY 2015
DRAWN BY:	SCALE:
JC	1:50 1:100 1:500 1:1250

COPIES OF THESE DRWGS. MUST NOT BE TAKEN, TRACED OR ALTERED FOR ANY PURPOSE OTHER THAN THAT FOR WHICH THEY ARE ISSUED WITHOUT WRITTEN PERMISSION OF WOMANN BUILDING DESIGN. THESE SERVICES ARE PRODUCED ONLY FOR THE PURPOSE OF OBTAINING PLANNING OR BUILDING REGULATIONS APPROVAL AND DO NOT CONTAIN A FULL SPECIFICATION FOR THE PROPOSED WORKS AND MUST NOT BE USED AS A CONTRACT DOCUMENT ALONE.
THE PROPOSED WORK WILL NOT BE SUPERVISED/INSPECTED BY WOMANN BUILDING DESIGN (unless agreed otherwise in writing by the client), THEREFORE IT IS THE CLIENT OR THEIR APPOINTED BUILDER/CONTRACTOR'S RESPONSIBILITY TO CONTROL WORKMANSHIP,MATERIALS & SPECIFICATION AND ANY VARIATIONS TO THE CONTRACT, IT IS NEITHER PRACTICAL OR REASONABLE TO SHOW ALL RELEVANT MATTERS ON THE DRAWINGS, THE FACT THAT MATTERS ARE NOT MENTIONED DOES NOT ALLEVIATE THE BUILDER/CONTRACTOR FROM RESPONSIBILITY OF NON-COMPLIANCE IN CARRYING OUT THE WORK. ALL WORKS AND MATERIALS TO BE FITTED AND INSTALLED TO THE MANUFACTURERS INSTRUCTIONS AND COMPLY WITH THE BYELAWS AND APPROVED DOCUMENTS OF THE BUILDING REGULATIONS AND CURRENT BSI/EC TECHNICAL REQUIREMENTS CODES OF PRACTICE, BRITISH STANDARDS OR EUROPEAN CODE etc. ALL MEASUREMENTS ON THIS DRAWING ARE NOT TO BE SCALED FOR CONSTRUCTION/ORDERING PURPOSES. ALL DIMENSIONS FOR SETTING OUT OF THE WORKS AS SHOWN ON THE DRAWING TO BE CHECKED BY THE BUILDER/CONTRACTOR PRIOR TO THE COMMENCEMENT OF WORK AND ANY DISCREPANCIES REPORTED IMMEDIATELY. WHERE APPLICABLE ALL EXISTING DRAWN ARE FROM THE OUTSIDE/INSIDE OF bwk OR brickwork AND NOT PLASTERWORK. ALL DIMENSIONS ARE TO BE CHECKED ON SITE BY THE BUILDER/CONTRACTOR PRIOR TO COMMENCEMENT OF WORK. THE ACTUAL POSITIONING OF EXISTING SERVICES PIPES, ELECTRICAL CABLES etc. ARE NOT GENERALLY SHOWN, THE ACTUAL POSITIONING OF APPARATUS MUST BE ESTABLISHED BY THE BUILDER/CONTRACTOR PRIOR TO COMMENCEMENT OF WORK AND REPOSITIONED TO SUIT THE INDIVIDUAL SERVICE SUPPLIERS INSTALLATION RECOMMENDATIONS.

HEALTH & SAFETY
The client is to ensure that the appointed contractor is familiar with and complies with Health & Safety for Building Sites and Work Places.