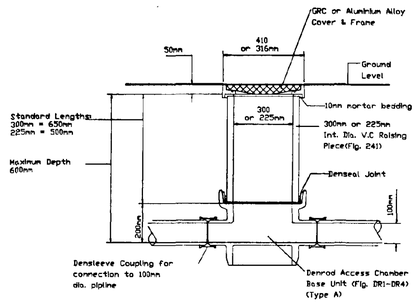

Access Chamber

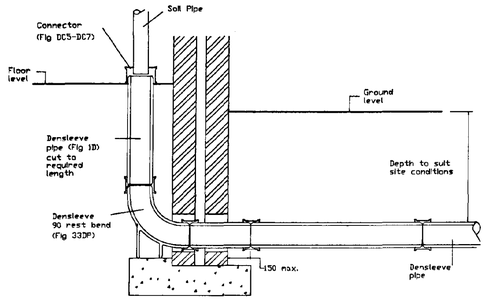

Soil and Vent Pipe

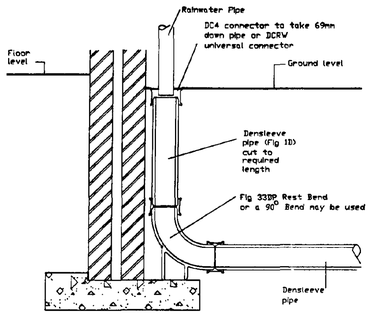

Rainwater Pipe.

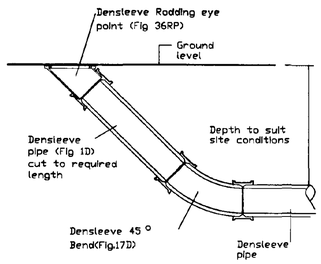

Rodding Eye

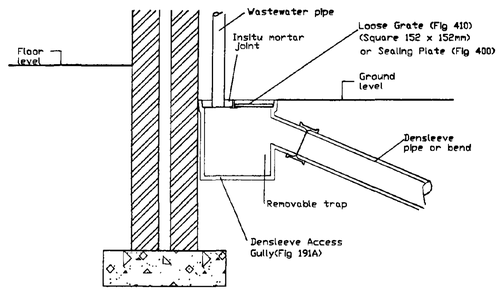

Access Gully.

NOTES

1. DO NOT SCALE.
2. this drawing is to be read in conjunction with all other relevant drawings.
3. Any anomolies on the details indicated on this drawing identified by the Contractor shall be brought to the attention of the Engineer PRIOR to construction on site.
4. All dimensions in millimetres unless otherwise stated.
5. Refer to Building Regulations Part H 1990 for the details of pipes penetrating walls, pipe runs near buildings and protection of pipes with less than 0.3m cover.
6. For further information on range of Drainage products, see Naylor catalogue.

28 APR 1995

SOUTH HOLLAND DC
HOUSING & PLANNING
28 APR 1995
Ref: 0143195

DESCRIPTION	REV	DATE	CHKD	APPR

DRAWING STATUS

PRELIMINARY
NOT FOR CONSTRUCTION

JPA JOYNES PIKE & ASSOCIATES LTD
CIVIL & STRUCTURAL ENGINEERING CONSULTANTS
WAVERLEY COURT 15 WAVERLEY STREET NOTTINGHAM NG7 4GX
TEL (0602) 422422 FAX (0602) 424076

CLIENT
Hall And Tawse Partnership.

PROJECT TITLE
Development At Hallgate, Holbeach.

DRAWING DETAIL
Private Drainage Details, 1 of 2.

DRAWN J.m.T	DATE Feb '95
PROJECT ENGINEER D.H.S	
CHECKED	SCALE Not To Scale.
APPROVED	

DRAWING NUMBER HAT/CS69293/015 | REVISION

CAD REFERENCE HAT/CS69293/015

© Joynes Pike And Associates Ltd.

0 100mm

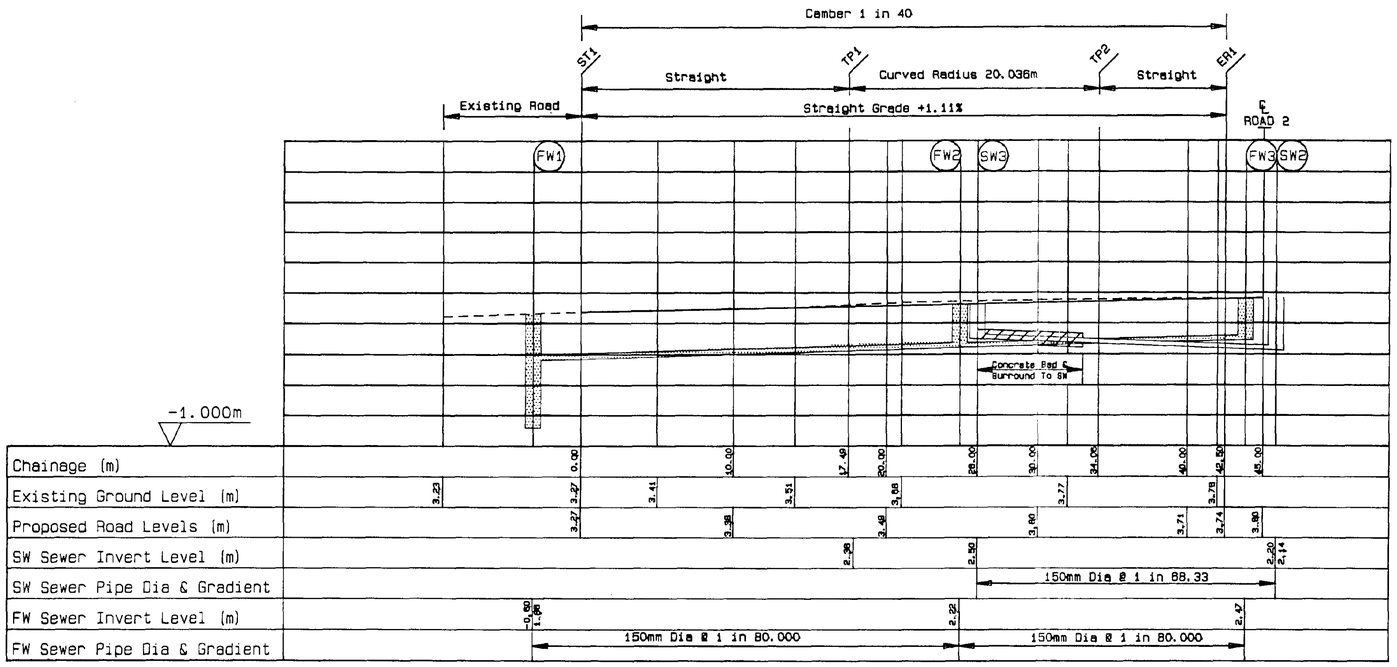

ROAD 1

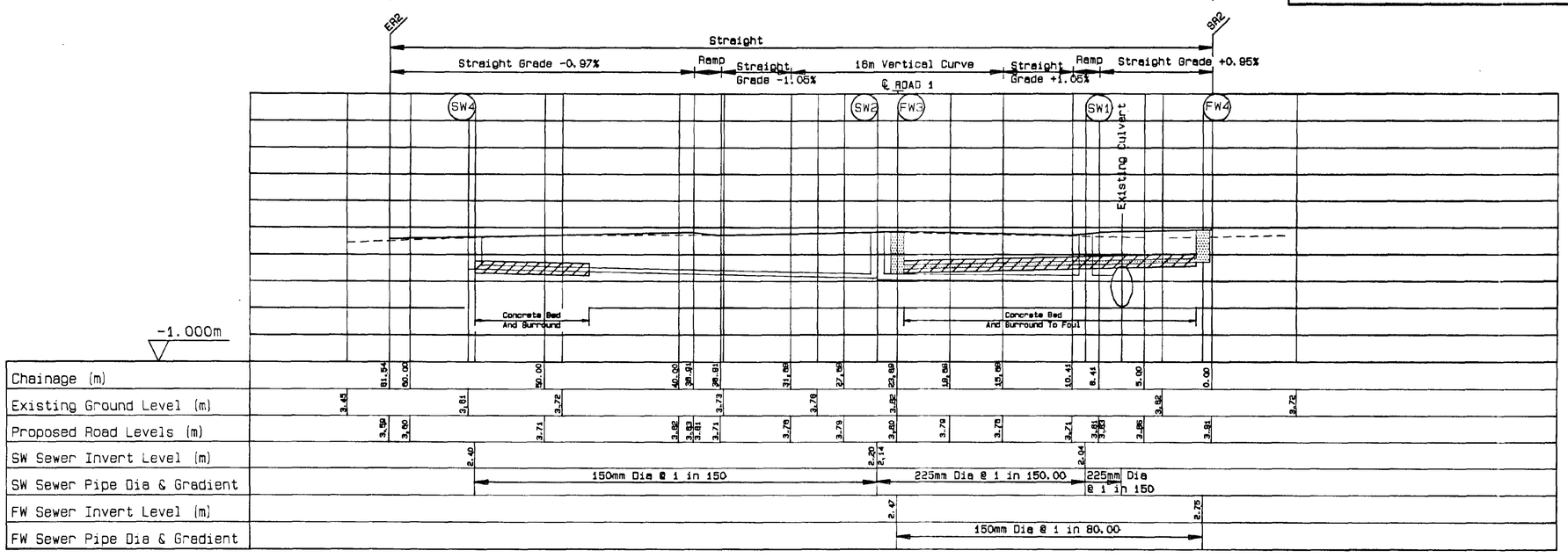

ROAD 2

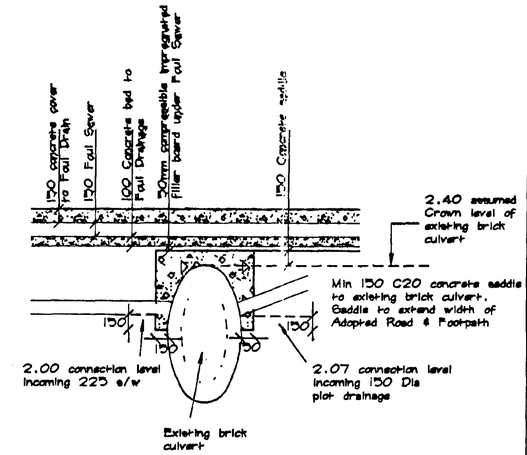

Enlarged Detail Of Road Crossing And Connections To Existing Culvert

N.T.6

NOTE: PRIOR TO COMMENCING ANY DRAINAGE, CROWN OF EXISTING CULVERT TO BE LOCATED IN VICINITY OF NEW ROAD AND CROWN LEVEL ASCERTAINED. ENGINEER TO BE INFORMED IF CROWN LEVEL IS ABOVE 2.40

NOTES

1. DO NOT SCALE.
2. This drawing is to be read in conjunction with all other relevant drawings.
3. Any anomalies on the details indicated on this drawing identified by the Contractor shall be brought to the attention of the Engineer PRIOR to construction on site.
4. All dimensions are in metres unless otherwise stated.
5. All new Public Sewers to be constructed in accordance with 'Sewers For Adoption' 1989 (3rd Edition).

20 APR 1995

SOUTH HOLLAND DC
HOUSING & PLANNING
26 APR 1995
Ref: 0431/95

DESCRIPTION	REV	DATE	CHKD	APPR
Amendments to long section and culvert detail	A	13/3/96		

DRAWING STATUS

NOT FOR CONSTRUCTION

JPA JOYNES PIKE & ASSOCIATES LTD
CIVIL & STRUCTURAL ENGINEERING CONSULTANTS
WAVERLEY COURT 10 WAVERLEY STREET NOTTINGHAM NG7 4DX
TEL (0602) 422466 FAX (0602) 424078

CLIENT
Hall And Tawse Partnership.

PROJECT TITLE
Development Off Hallgate, Holbeach.

DRAWING DETAIL
Longitudinal Section.

DRAWN	J.m.T	DATE	Feb '95
PROJECT ENGINEER	D.H.S	SCALE	Vert 1:100 Hori 1:200
CHECKED			
APPROVED			

DRAWING NUMBER HAT/CS69293/003
REVISION A

CAD REFERENCE HAT/CS69293/003

© Joynes Pike And Associates Ltd.

0 100mm

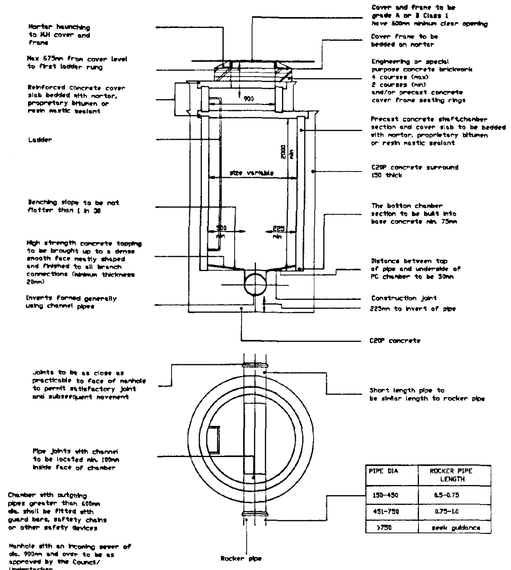

MANHOLE TYPE A

depth to soffit 3 to 6m

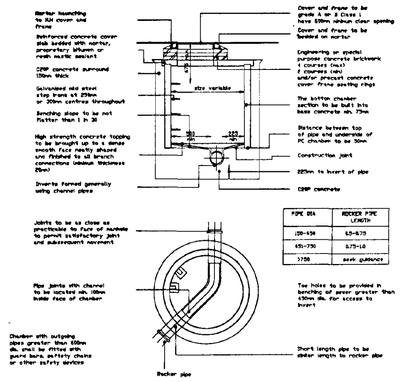

MANHOLE TYPE B

depth to soffit 1.35 to 3.0m

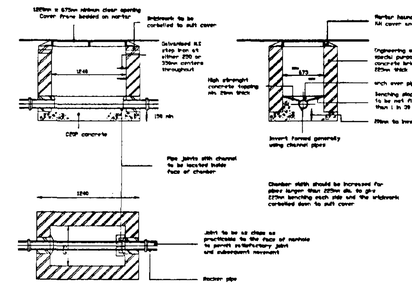

MANHOLE TYPE C

depth to soffit 1.0 to 1.35m

Manhole Covers to be Chelftan Split Covers

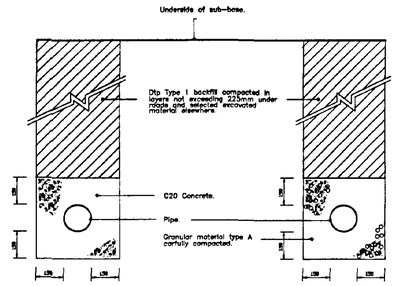

TRENCH DETAIL

For clay,concrete & ultrarib pipes.

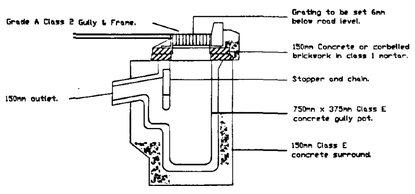

Concrete Road Gully

MANHOLE SCHEDULE

REF	COVER	INVERT	DEPTH TO INVERT	DEPTH TO SOFFIT	M/HOLE TYPE	SIZE	COVER TYPE	LOCATION
SW1	3.76	2.04	1.72	1.50	B	1200 Dia	600x600	Road 2
SW2	3.80	2.20 2.14	1.66	1.44	B	1200 Dia	600x600	Road 2
SW3	3.56	2.50	1.06	0.91	C	1240x675	1220x675	Road 1
SW4	3.87	2.49	1.38	1.23	C	1240x675	1220x675	Road 2
FW1	3.26	1.86 (−0.60)	3.86	3.71	A	1200 Dia Backdrop	600x600	Hallgate
FW2	3.54	2.22	1.32	1.17	C	1240x675	1220x675	Road 1
FW3	3.80	2.47	1.33	1.18	C	1240x675	1220x675	Road 2
FW4	3.90	2.75	1.15	1.00	C	1240x675	1220x675	Road 2

SCHEDULE FOR REFERENCE ONLY—NOT FOR CONSTRUCTION

ALL WORKS TO BE IN STRICT ACCORDANCE WITH THE 'SEWERS FOR ADOPTION, 3rd EDITION'

0 100mm

NOTES

1. DO NOT SCALE.
2. This drawing is to be read in conjunction with all other relevant drawings.
3. Any anomalies on the details indicated on this drawing identified by the Contractor shall be brought to the attention of the Engineer PRIOR to construction on site.
4. All dimensions are in millimetres unless otherwise stated.
5. All new public sewers are to be constructed in accordance with 'Sewers For Adoption' 1989 3rd Edition.

JOB No.
DW.
MJ
AC
FP
20 APR 1995
ACTION
COPY TO
FILE

SOUTH HOLLAND DC HOUSING & PLANNING
26 APR 1995
Ref: 0431/95

DESCRIPTION	REV	DATE	CHKD	APPR
Note added	B	MARCH 95		
Manhole Schedule Amended.	A	13/03 95		

DRAWING STATUS

NOT FOR CONSTRUCTION

JPA JOYNES PIKE & ASSOCIATES LTD
CIVIL & STRUCTURAL ENGINEERING CONSULTANTS
WAVERLEY COURT, 15 WAVERLEY STREET NOTTINGHAM NG7 4DX
TEL (0602) 482482 FAX (0602) 424676

CLIENT
Hall And Tawse Partnership.

PROJECT TITLE
Development Off Hallgate, Holbeach.

DRAWING DETAIL
Adopted Drainage Details.

DRAWN J.M.T	DATE Feb '95
PROJECT ENGINEER D.H.S	
CHECKED	SCALE N.T.S
APPROVED	

DRAWING NUMBER HAT/CS69293/010 | REVISION B

CAD REFERENCE HAT/CS69293/010

© Joynes Pike And Associates Ltd.