

FRONT SIDE REAR

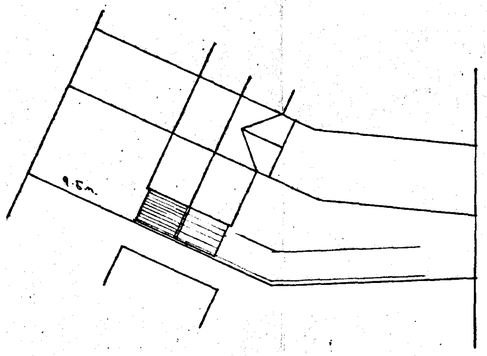

BLOCK PLAN 1:250

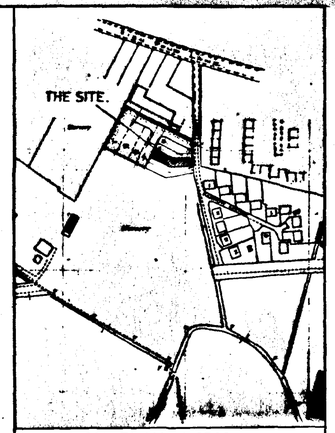

LOCATION PLAN 1:2500

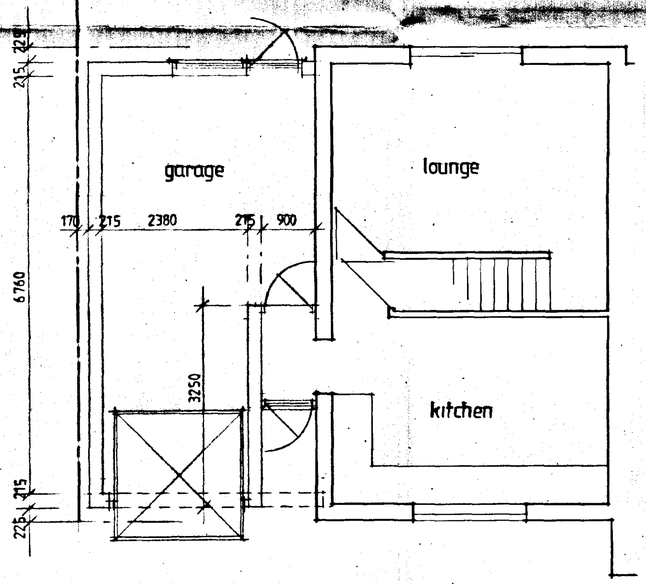

GROUND FLOOR PLAN

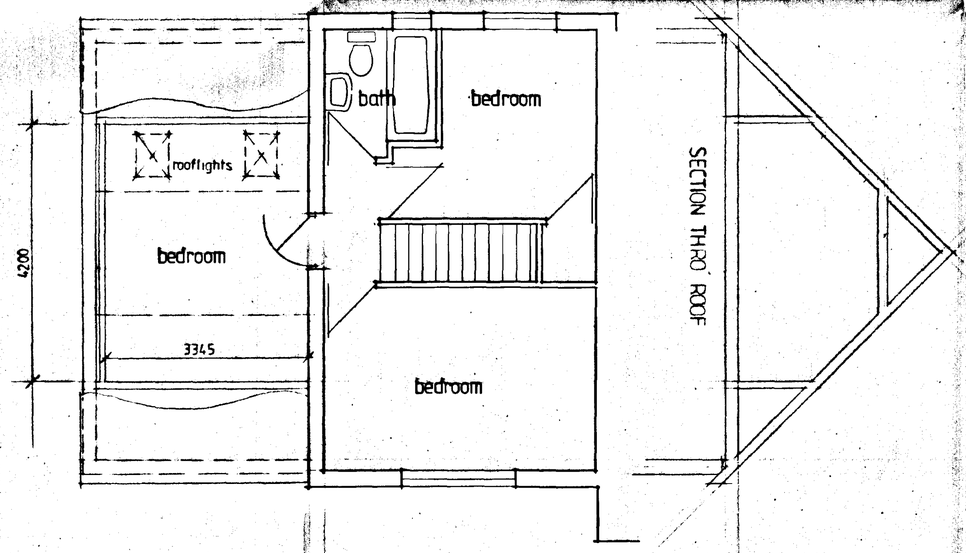

FIRST FLOOR PLAN

SOUTH HOLLAND DC
HOUSING & PLANNING
16 MAY 2000
Ref: 0617/00.

A - Location of Block Plan Added - May 2000

G. R. MERCHANT
I.ENG AMICE, FIWO,
ARCHITECTURAL, STRUCTURAL
& LAND DRAINAGE CONSULTANT
TEL: HOLBEACH (01406) 490800

PROJECT:

GARAGE & BEDROOM EXTENSION
6 FARROW AVENUE
HOLBEACH

CLIENT:

MR & MRS D HAYDEN

SCALES:	DATE:
1/50 1/100	*MARCH 2000*
	DRAWING No.: *DH.1 A*

REVISIONS:
A.

DETERMINED PLAN

DO NOT SCALE FROM THIS DRAWING
This drawing is copyright and may not be altered, traced, photographed or used for any purpose other than that for which it is issued.
The General Contractor is to check all dimensions on site and report discrepancies to the Architect.
All details shown on this drawing including foundations are based upon typical site conditions related to the area. No responsibility can be accepted for abnormal conditions which may be discovered during construction unless reported to the Architect so that design amendments may be considered. Site soil surveys are recommended in respect of foundations to establish specific site conditions before foundation work is undertaken.