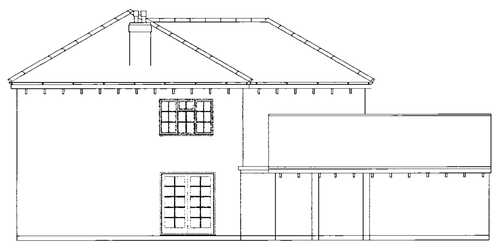


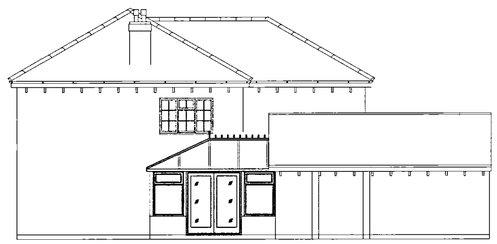
EXISTING FRONT ELEVATION



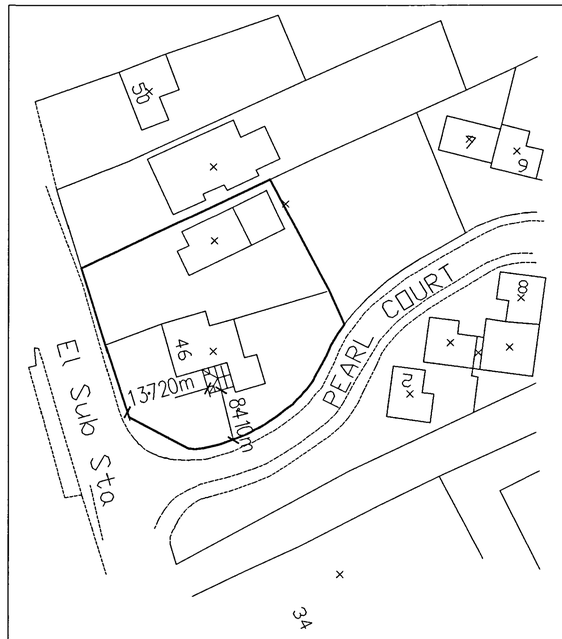
EXISTING SIDE ELEVATION



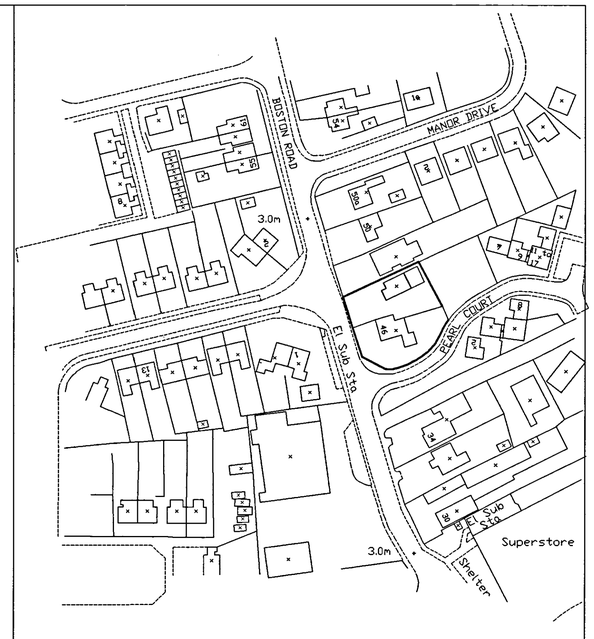
PROPOSED FRONT ELEVATION



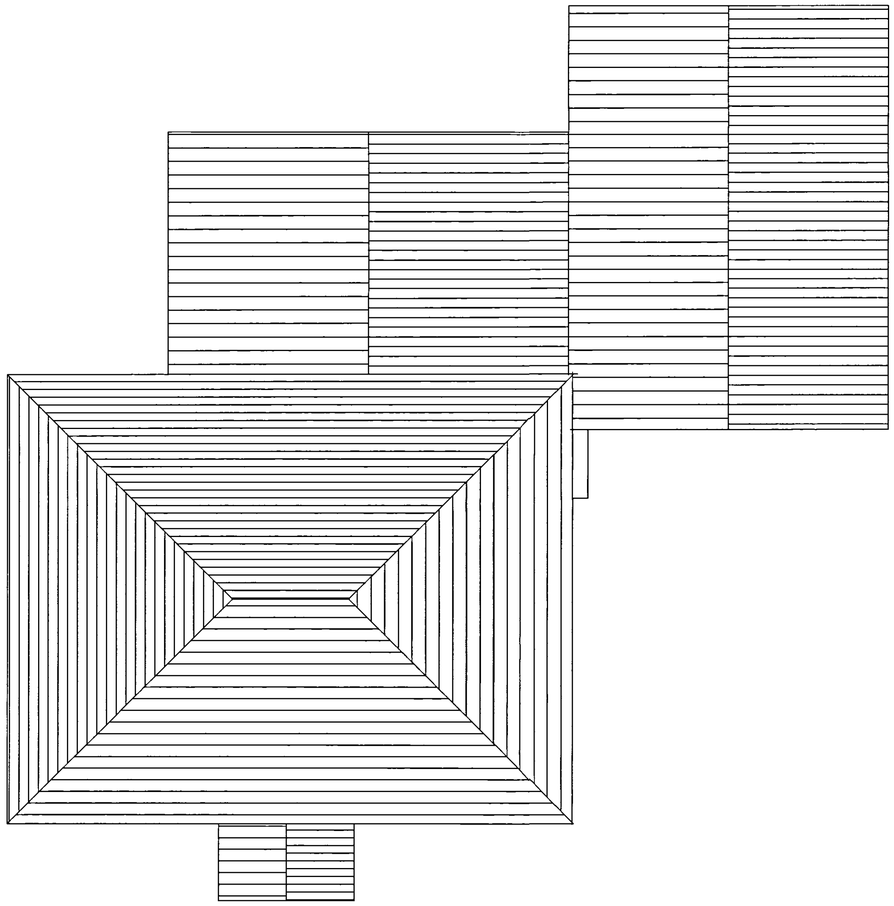
PROPOSED SIDE ELEVATION



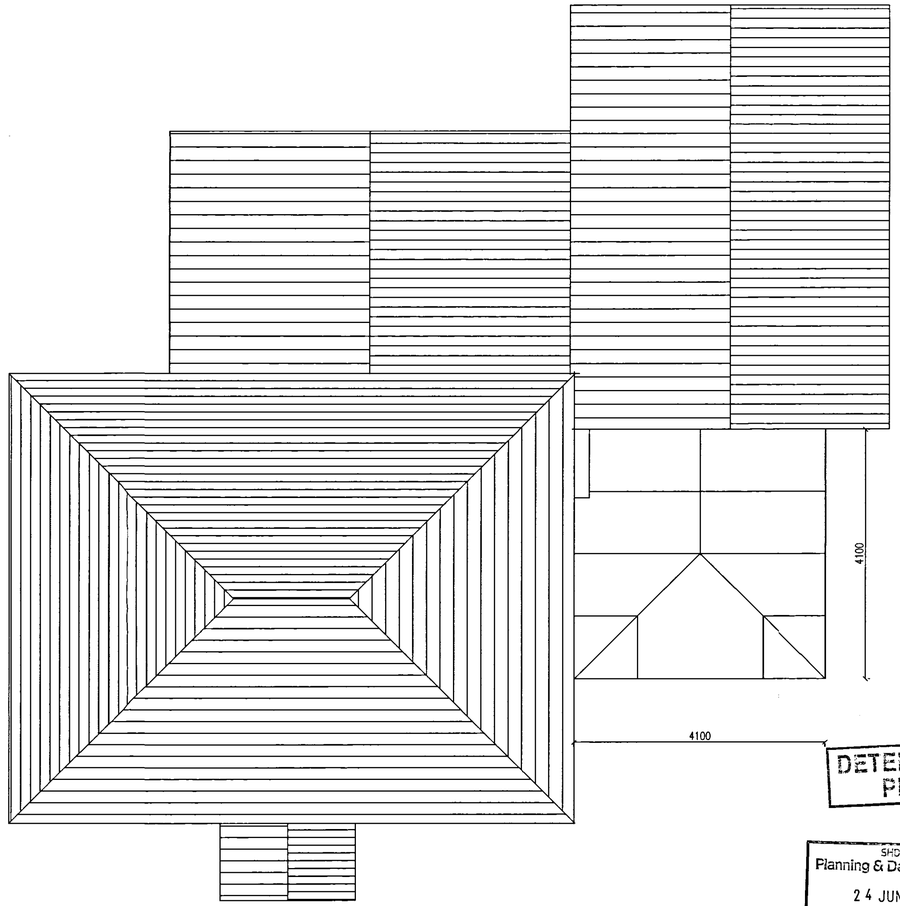
BLOCK PLAN



SITE PLAN



EXISTING FOOTPRINT OF DWELLING



PROPOSED FOOTPRINT OF DWELLING

DETERMINED PLAN

SHDC
Planning & Development
24 JUN 2008
Ref: 0732/08

Ref:	Revision:	Date:

WENMAN BUILDING DESIGN Ltd.
2 Austendyke Road
Weston Hills
Spalding
Lincs. PE12 6BX
Tel/Fax 01775 724171
Mobile 0784 1718457

Project:
PROPOSED CONSERVATORY

Client:
MR & MRS PLAICE
46 BOSTON ROAD
HOLBEACH
SPALDING
LINCS

DRAWING:
EXISTING FOOTPRINT OF DWELLING
PROPOSED FOOTPRINT OF DWELLING
EXISTING ELEVATIONS
PROPOSED ELEVATIONS
SITE PLAN
BLOCK PLAN

DRAWING N°: WEN/1242/08/00C0

DATE: JUNE 2008

DRAWN BY: RW

SCALES: 1:50 1:100 1:1250 1:500

COPIES OF THESE DRAWS. MUST NOT BE TAKEN, TRACED OR ALTERED FOR ANY PURPOSE OTHER THAN THAT FOR WHICH THEY ARE ISSUED WITHOUT WRITTEN PERMISSION OF WENMAN BUILDING DESIGN. THESE SERVICES ARE PROVIDED ONLY FOR THE PURPOSE OF OBTAINING PLANNING OR BUILDING REGULATIONS APPROVAL AND DO NOT CONTAIN A FULL SPECIFICATION FOR THE PROPOSED WORKS AND MUST NOT BE USED AS A CONTRACT DOCUMENT ALONE.
THE PROPOSED WORK WILL NOT BE SUPERVISED/INSPECTED BY WENMAN BUILDING DESIGN (unless agreed otherwise in writing by the client), THEREFORE IT IS THE CLIENT OR THEIR APPOINTED BUILDER/CONTRACTOR'S RESPONSIBILITY TO CONTROL SUBCONTRACTOR MATERIALS & SPECIFICATIONS AND ANY VARIATIONS TO THE CONTRACT, IF IS HIGHLY PRACTICAL OR RECOMMENDED TO SHOW ALL RELEVANT DETAILS ON THE DRAWINGS, THERE MAY BE THINGS WE HAVE NOT MENTIONED WHICH ARE ALLOWED FOR BY THE BUILDER/CONTRACTOR IN THE PERFORMANCE OF THE CONTRACT. IT IS THE BUILDER/CONTRACTOR'S RESPONSIBILITY TO CHECK ALL DIMENSIONS ON SITE AND TO BE RESPONSIBLE FOR THE CORRECTNESS OF SUCH DIMENSIONS. THE BUILDER/CONTRACTOR IS TO BE RESPONSIBLE FOR ALL WORKS TO COMPLY WITH MANUFACTURERS INSTRUCTIONS AND COMPLY WITH THE CURRENT AND APPROVED DOCUMENTS OF THE BUILDING REGULATIONS AND CURRENT WRITTEN TECHNICAL REQUIREMENTS CODES OF PRACTICE, BRITISH STANDARDS OR EUROPEAN CODE etc. ALL MEASUREMENTS ON THIS DRAWING ARE NOT TO BE SCALED FOR CONSTRUCTION/ORDERING PURPOSES. ALL DIMENSIONS FOR SETTING OUT OF THE WORKS AS SHOWN ON THE DRAWING TO BE CHECKED BY THE BUILDER/CONTRACTOR PRIOR TO THE COMMENCEMENT OF WORK AND ANY DISCREPANCIES REPORTED IMMEDIATELY. WHERE APPLICABLE DIMENSIONS SHOWN ARE EITHER THE OUTSIDE/INSIDE OF brick OR blockwork AND NOT FINISHED PLASTER. IT IS RECOMMENDED THAT A SITE SOIL SURVEY IS UNDERTAKEN PRIOR TO COMMENCEMENT OF WORKS. THE ACTUAL POSITIONING OF EXISTING SERVICES PIPES, ELECTRICAL CABLES etc. ARE NOT GENERALLY SHOWN. THE ACTUAL POSITIONING OF APPARATUS MUST BE ESTABLISHED BY THE BUILDER/CONTRACTOR PRIOR TO COMMENCEMENT OF WORK AND REPOSITIONED TO SUIT THE INDIVIDUAL SERVICE SUPPLIERS INSTALLATION RECOMMENDATIONS.

HEALTH & SAFETY
The client is to ensure that the appointed contractor is familiar with and complies with Health & Safety for Building Sites and Work Places.