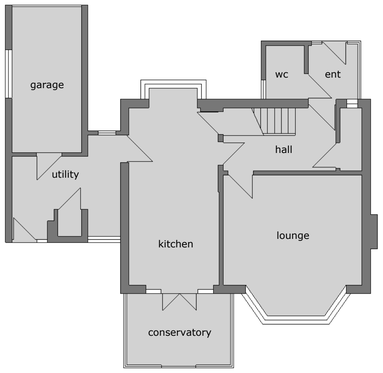

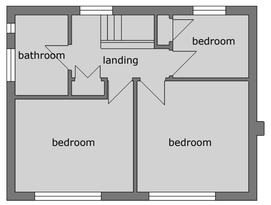

PLANS &
ELEVATIONS
AS EXISTING

LOCATION PLAN

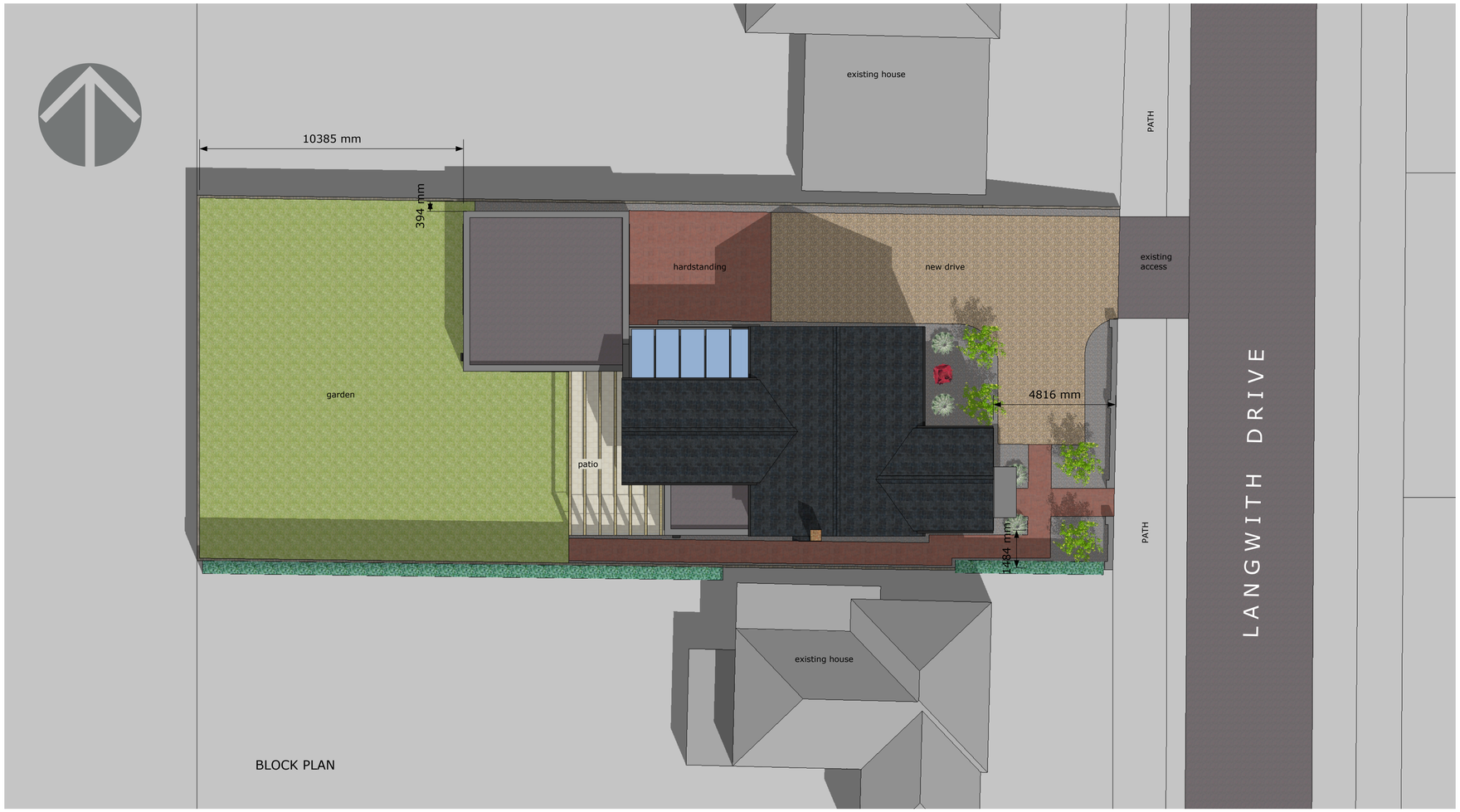

BLOCK PLAN

PROPOSED EXTENSION AND ALTERATIONS TO 12 LANGWITH DRIVE HOLBEACH for MR K POWLEY

DO NOT SCALE FROM THIS DRAWING

This drawing is the property of the Designer. Prior permission must be obtained before any part or parts of it may be used, copied or reproduced in any form or manner whatsoever. Dimensions should be taken only from the latest current issue of this drawing. Any discrepancies or ambiguities should be reported to the Designer before any work is commenced. Dimensions are to be checked on site by the contractor prior to the commencement of any work or the production of any shop drawings. Any discrepancies found in the drawings must be reported to the Designer immediately. Do not scale from drawings. Only figured dimensions are to be used. Any proposed changes to the design arrangements may be considered. Site survey information, including the position of boundaries, services, levels and other relevant matters, is based on information provided by others and should be verified by a competent surveyor and cross checked with the Designer's drawings. Ground investigations, including the presence of contaminated ground, should be undertaken by a competent specialist and cross checked with the Designer's drawings. The work is to be undertaken by operatives of reasonable competence in accordance with good practice and in compliance with all relevant statutory requirements, British Standards and Codes of Practice. Materials and products specified should be used in accordance with the manufacturer's instructions. Unless specified otherwise, the quantities of products specified are approximate and should be verified by the contractor before ordering. Any substitutions must be approved by the Designer. Unless specified otherwise, the contractor is responsible for obtaining all necessary consents and approvals for his/her/their methods of work and for the safe and stable condition of the structure during the period of the work. Adequate provision is to be made by the contractor for temporary support and bracing necessary for construction purposes. The contractor is responsible for the adequate and safe support of adjacent structures and services during the period of the work. Unless specified otherwise, the contractor is responsible for the provision of all temporary works, including temporary supports, temporary services, temporary accommodation, temporary protection, temporary fencing, temporary lighting, temporary signs, temporary access and temporary egress. Unless specified otherwise, the contractor is responsible for the provision of all Health and Safety requirements for construction work, including the preparation of a Health and Safety Plan, appointing the Construction Design and Management Regulations (CDM) coordinator, complying with the Construction Design and Management Regulations (CDM) and cooperating with the CDM coordinator. Work that may not specifically be shown in the drawings or specified but which is clearly implied by the drawings and specifications or is necessary for a fit and proper job, shall be deemed to be included in the contract and shall be carried out as if it was specified. Party Walls Act 1996: where building(s) close proximity to adjoining neighbour's boundaries, the Contractor is responsible for ensuring that the requirements of the Party Wall Act 1996 are adhered to. Work affected by the works. The General Contractor must be Authorised Asbestos Aware by the latest codes of practice.

						-
						-
						-

EXISTING PLANS & ELEVATIONS
AND BLOCK PLAN

1/200 1/1250 1/100	14/8/15

J045-PL 1

Julian Warrick
Architectural Design Consultant
SEE your design. Imagine no longer how it looks. SEE how it looks

Email: julian@jwarrick-design-cons.com
Tel: 01775 820123
Mob: 07849 652067
JulianWarrick.co.uk
Google +

8 Beech Grove
Donington
Spalding
Lincs
PE11 4XQ