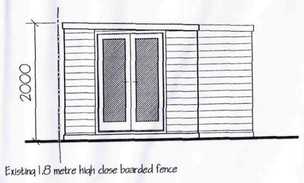
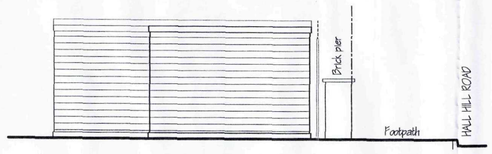



NORTH ELEVATION



WEST ELEVATION

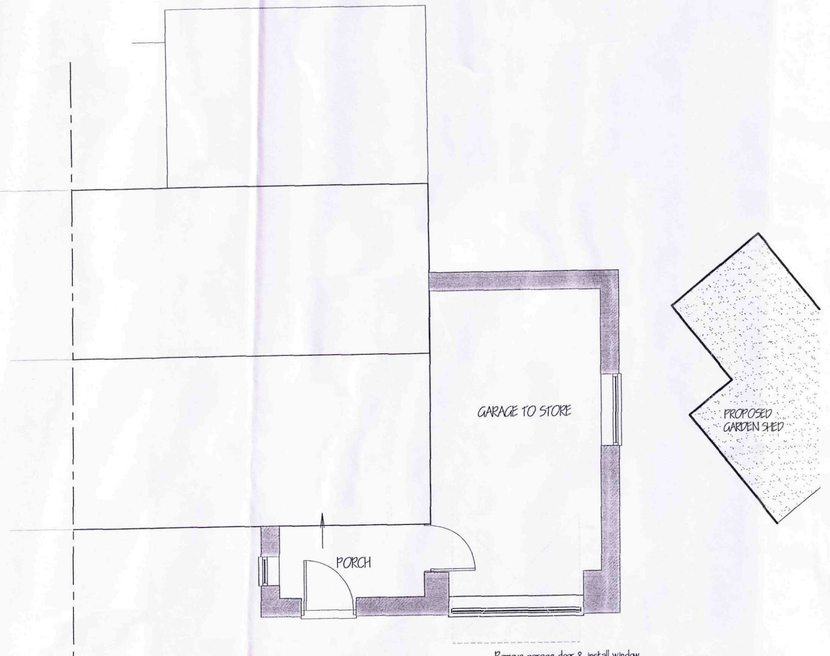


SOUTH ELEVATION

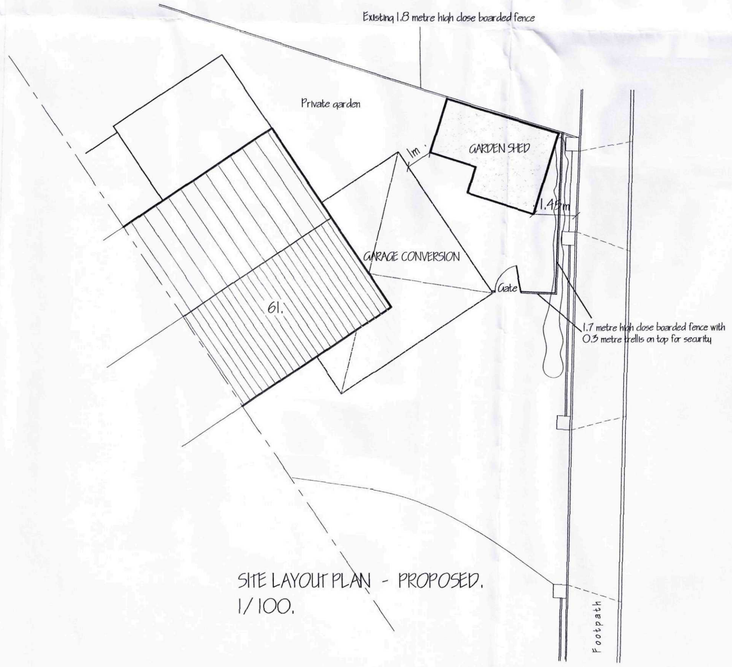


EAST ELEVATION

ELEVATIONS.
1/50.



GARAGE CONVERSION FLOOR PLAN.
1/50.



SITE LAYOUT PLAN - PROPOSED.
1/100.

NOTE:-
THE PROPOSED STORE SHED IS TO ACCOMMODATE CHATTELS FROM WITHIN ORIGINAL GARAGE.

SHDC
Planning & Development
21 DEC 2011
Ref: 1005-11



LOCATION PLAN
1/2500

ref	revision	date

G. R. MERCHANT LTD.
I.ENG AMICE FIWO
ARCHITECTURAL, STRUCTURAL AND LAND DRAINAGE CONSULTANTS
4 Wrights Mews
12A Park Road, Holbeach,
Spalding, Lincs. PE12 7ZE
Tel: 01406 490800
Fax 01406 422744
E-Mail: gr.merchant@btconnect.com

Project
SHED & GARAGE CONVERSION.
61 HALL HILL ROAD.
HOLBEACH.
SPALDING. LINC'S. PE12 7JB.

Client
MR. & MRS. C. BYCROFT.

Drawing
LOCATION & SITE LAYOUT PLANS.
FLOOR PLAN & ELEVATIONS.

Job Ref.	Drawing No.
1977-09.	10.
Date	Drawn
DEC '11.	GRM.

Scales
AS INDICATED.

DO NOT SCALE FROM THIS DRAWING
This drawing is copyright and may not be altered, traced, photographed or used for any other purpose without the written permission of G. R. Merchant Ltd. Any unauthorised use will be at the risk of the person using any documentation & the architect, all details shown on this drawing including foundations are indicative only and are subject to confirmation by a full investigation of the site and any other relevant conditions which may be discovered during construction unless reported to the Architect as that design amendments can be considered. We shall assume no responsibility for any errors or omissions in this drawing arising from inaccurate or incomplete information supplied to us. The drawing is based on the amount of information exhibited and does not purport to contain a full specification of the works. It is only for the purpose of obtaining Planning Permission & Building Regulation Approval & is not to be used for any other purpose. The works will be carried out in accordance with the Building Regulations 2000 (as amended) or any superseding thereof, & to the effect or their approval but agents responsibility to ensure that all materials & workmanship are of a standard specified in the Building Regulations & are suitable for the uses intended. All components and materials are to be used fitted and installed etc. in strict accordance with manufacturers instruction and relevant trade of practices. The Contractor shall be responsible for the adequacy of all temporary works & shall provide all necessary shoring & supporting as required. The Employer / Client shall ensure that the selected contractor is conversant with and adopts all measures necessary to achieve compliance with Health and Safety legislation for the works. The Contractor is to be responsible for the Health and Safety of persons & property in carrying out the Construction Design and Management Regulations as indicated that Planning Supervisor will be required. The works shall comprise of all that is shown on the drawing and details, and all that may be reasonably inferred there from as being necessary to give effect to the intentions of the works shall be deemed to be included. It is the job / lead persons responsibility for the owners of the Party Wall etc. Act 1996 when building in close proximity to adjoining neighbors boundaries.