G. R. MERCHANT LTD.
I.ENG AMICE FIWO

ARCHITECTURAL, STRUCTURAL AND LAND DRAINAGE CONSULTANTS

4 Wrights Mews
12A Park Road, Holbeach,
Spalding, Lincs, PE12 7EE
Tel: 01406 490600
Fax: 01406 425744
E-Mail: gr.merchant@btconnect.com

Project

CHANGE OF USE TO APARTMENT
Part of 18 WEST END.
HOLBEACH.
SPALDING. LINC'S.

Client

A. W. JACKSON.

Drawing

GROUND FLOOR PLAN & ELEVATIONS.
- EXISTING
SITE & LOCATION PLANS

Job Ref.	Drawing No.
2725-14	01.

Date	Drawn
DECEMBER 2014.	SLD.

Scales

1/ 50 (unless otherwise scaled)

DO NOT SCALE FROM THIS DRAWING

The drawing is copyright and may not be altered, traced, photographed or used for any other purpose other than for which it is issued. The General Contractor is to check all dimensions on site and report any discrepancies to the Architect. All doubts should be resolved before work proceeds. Any variations to the contract documents must be confirmed and done not purport to contain a full specification or the works. It is used as a contract document above. The works will be supervised or inspected on site by G R Merchant or any representative thereof. It is the client or their appointed agents responsibility to ensure all necessary consents, building regulations approval, statutory undertakers, authorities and any other bodies are notified, and all requirements complied with. Any discrepancies between the Architects drawings and those of other consultants and specialists should be brought to the attention of the Architect before proceeding with the work. Figured dimensions are to be taken in preference to scaled. Any work carried out before receipt of approved drawings is entirely at the risk of the contractor. Site surveys are recommended in respect of foundations conditions which may be discovered during construction unless reported to the Architect before work commences. Site conditions may change and therefore no liability can be accepted for abnormal costs resulting from variations to the original design unless the opportunity has been given to inspect the site prior to tender. Dimensions are not to be scaled from this drawing. Building Regulation Approval, Planning Permission and other Statutory Approvals are to be obtained by the Contractor unless otherwise stated and all fees and charges incurred are to be paid by the Contractor. Materials and workmanship shall comply with the current British Standard Specification, Codes of Practice and Agrément Certificates where appropriate. All goods and materials are to be used in accordance with manufacturers instructions and relevant code of practice. Electrical installations to be in accordance with the latest I.E.E. Regulations. Gas installations to be carried out by a CORGI registered installer. The Contractor is to be responsible for obtaining and paying for all temporary services required for the proper execution of the works. The Contractor is to provide adequate temporary support to all parts of the existing structure affected by the works. The Contractor is to take all necessary precautions to protect the existing structure from the weather during the works. The Contractor is to provide adequate temporary shoring and bracing to ensure the stability of the existing structure during the works. The Contractor is to provide adequate temporary screens, dust sheets and the like to protect the existing building from dust and debris during the works. The Contractor is to provide adequate means of escape in case of fire from the building at all times during the works. The Contractor is to provide adequate fire extinguishers in accordance with the requirements of the Local Authority Fire Officer. The Contractor is to provide adequate means of ventilation to the building during the works. The Contractor is to provide adequate temporary lighting and power to the building during the works. The Contractor is to provide adequate temporary heating to the building during the works. The Contractor is to provide adequate temporary sanitary accommodation for the workmen during the works. The Contractor is to provide adequate temporary water supply for the building during the works. The Contractor is to provide adequate temporary electricity supply for the building during the works. The Contractor is to provide adequate temporary gas supply for the building during the works. The Contractor is to provide adequate temporary telephone supply for the building during the works. The Contractor is to provide adequate temporary drainage for the building during the works. The Contractor is to provide adequate temporary roofing for the building during the works. The Contractor is to provide adequate temporary flooring for the building during the works. The Contractor is to provide adequate temporary walls for the building during the works. The Contractor is to provide adequate temporary ceilings for the building during the works. The Contractor is to provide adequate temporary partitions for the building during the works. The Contractor is to provide adequate temporary doors for the building during the works. The Contractor is to provide adequate temporary windows for the building during the works. The Contractor is to provide adequate temporary roofing for the building during the works. The Contractor is to provide adequate temporary flooring for the building during the works. The Contractor is to provide adequate temporary walls for the building during the works. The Contractor is to provide adequate temporary ceilings for the building during the works. The Contractor is to provide adequate temporary partitions for the building during the works. The Contractor is to provide adequate temporary doors for the building during the works. The Contractor is to provide adequate temporary windows for the building during the works.

ref.	revision	date

GROUND FLOOR PLAN

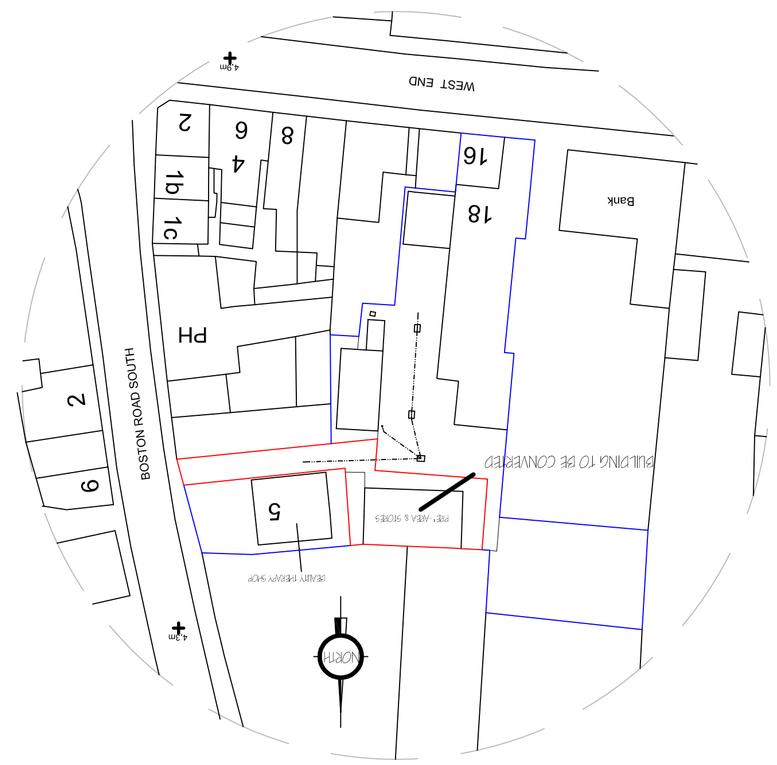
Existing FWH

FREEPARTION AREA & STORES

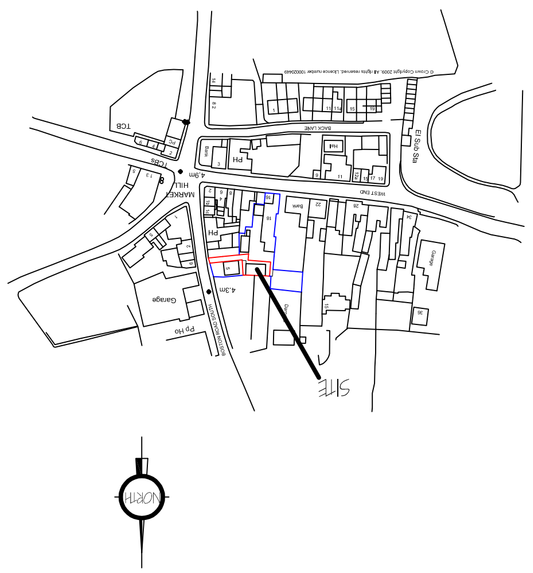
Existing FWH

Existing FWH

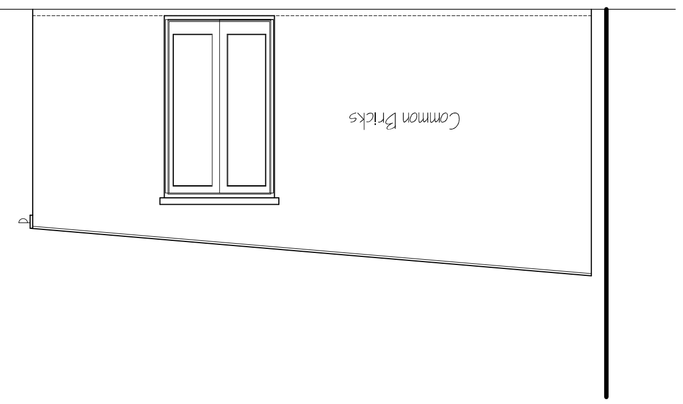
SITE LAYOUT PLAN.
1/ 500.



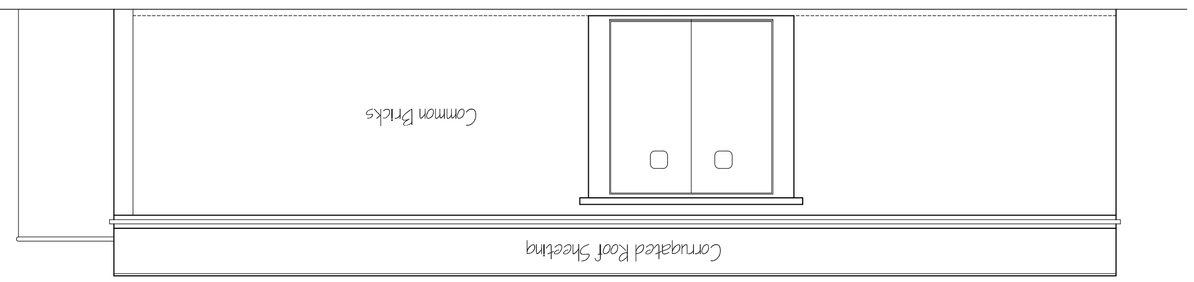
LOCATION PLAN
1/ 2500



WEST ELEVATION.



SOUTH ELEVATION.



EAST ELEVATION.

