SHEET (1.)

SEE STRUCTURAL CALS. REF P.88159.

PLUS SEE SHEETS 2, 3 + 4.

SOFFITAWAYS TO BE MIN 5m FROM PROPOSED

REPLACE 100mm DRAINS TO FALLS 1-40 MIN SURROUNDED ALL WAYS WITH 6" PEA GRAVEL.

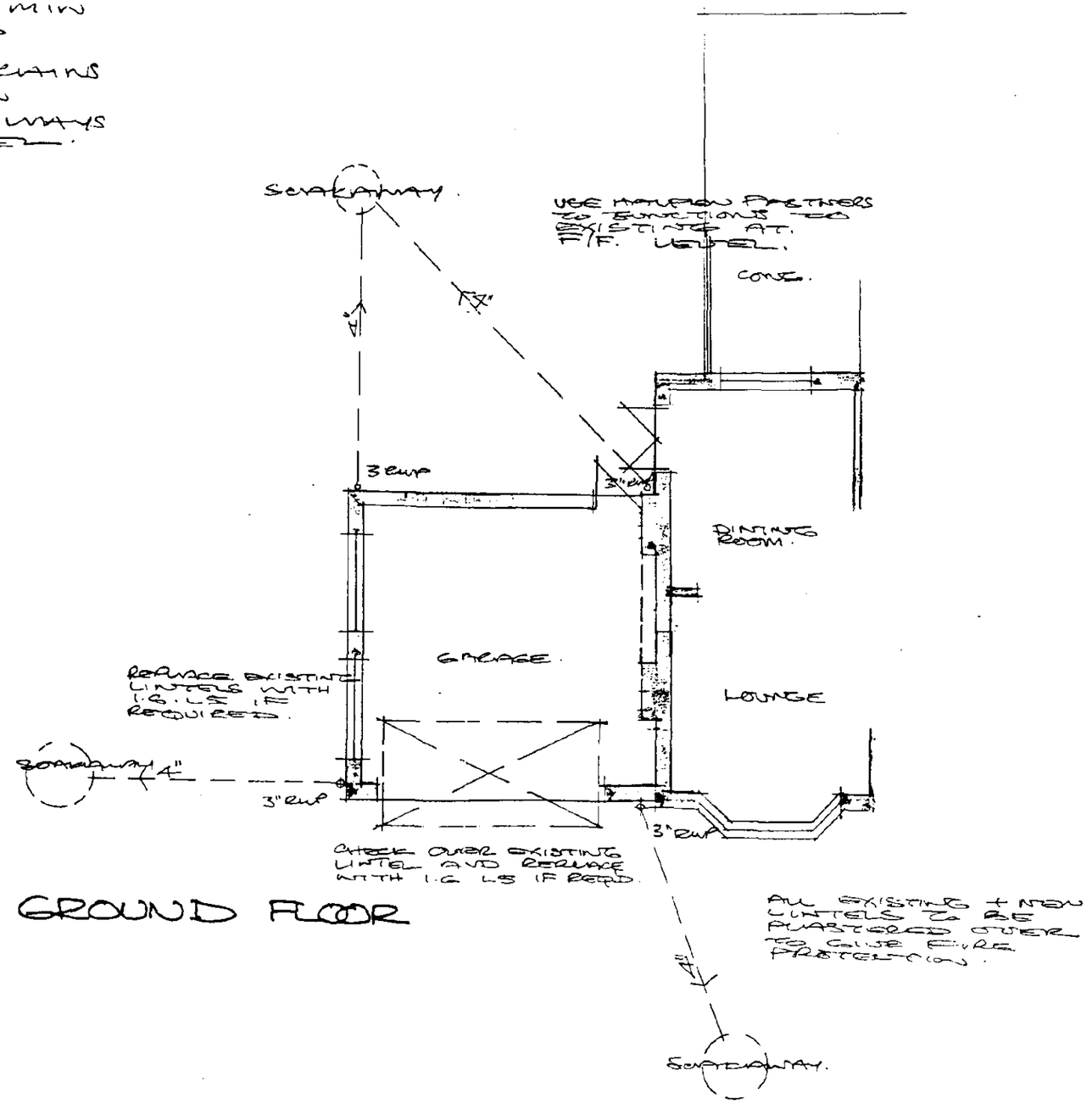

GROUND FLOOR

SOUTH HOLLAND D.C.
PLANNING DEPT.
REF 1167/94

DETERMINED PLAN

PROPOSED EXTENSION TO 141. BOSTON ROAD. HORBEACH.
FOR MR + MRS. A. H. MAPLETHORPE.

SCALE 1/8" = 1'0"

SEE STRUCTURAL CALCS P.88159
ALSO SEE SHEETS 1.2 + 4.



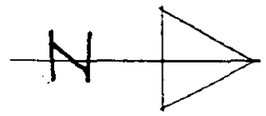

LOCATION. SCALE 1:2500 TF 3425+3525.
CROWN COPYRIGHT RESERVED.

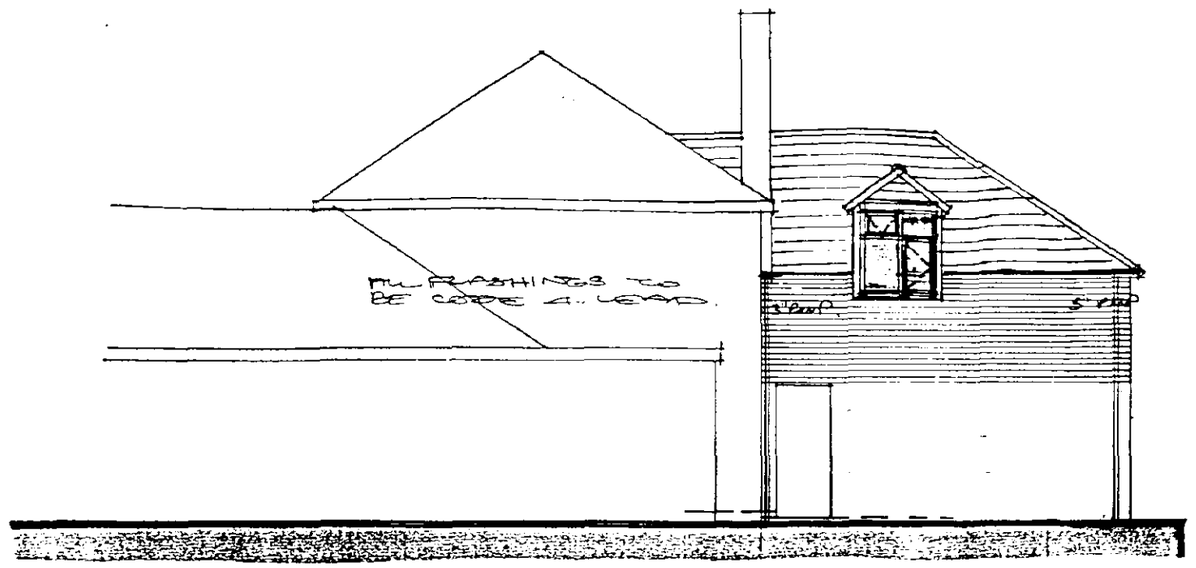

REAR.

SOUTH ... D.C.
... PT.
... 1994
REF 1167/94

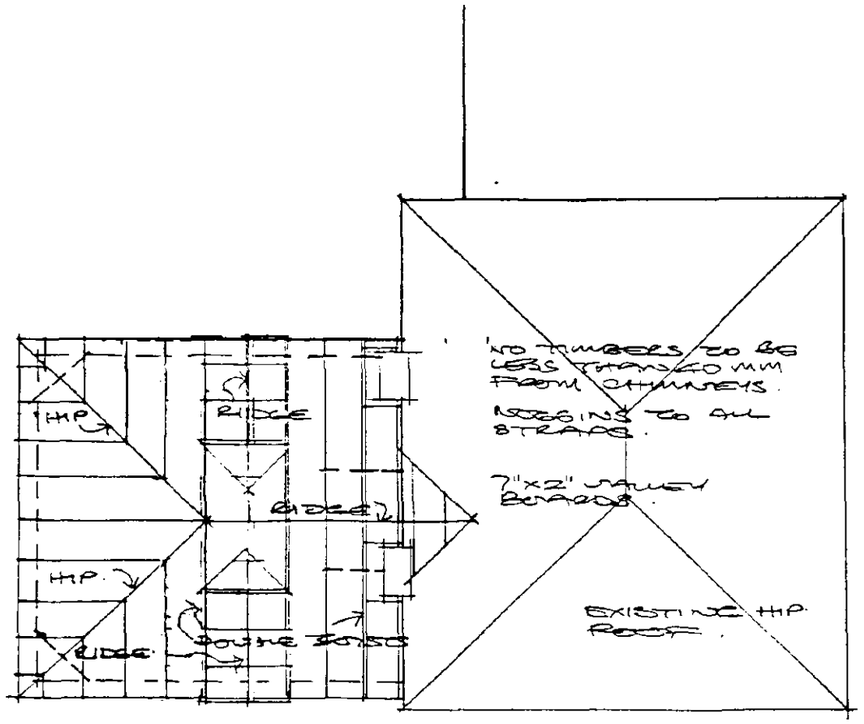

ROOF PLAN.

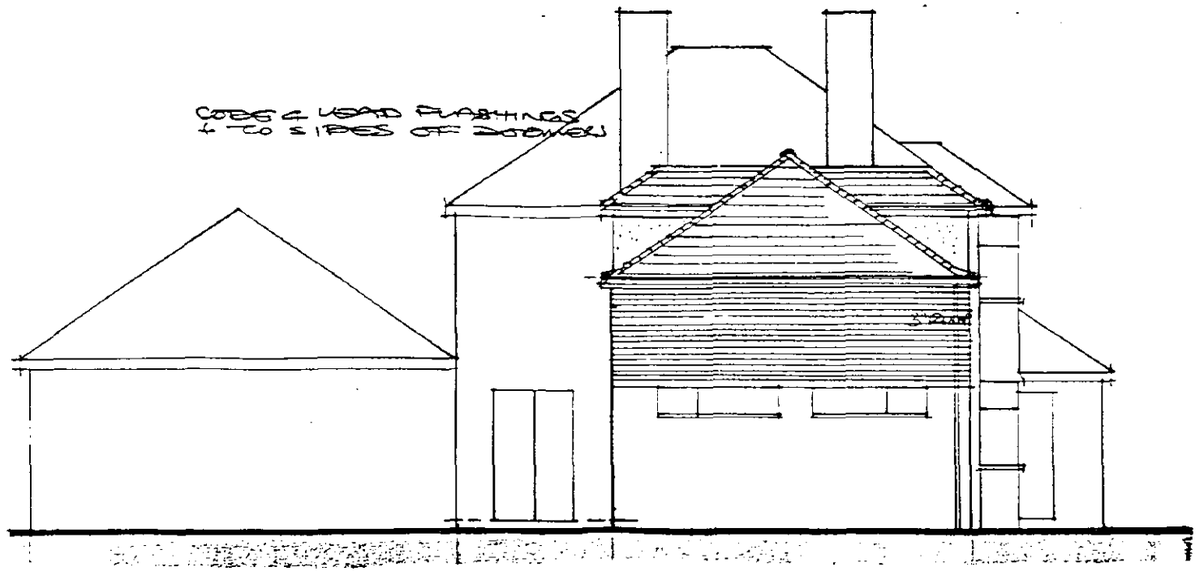

SIDE.

DETERMINED PLAN

SCALE 1/8" = 1'0".

SHEET 3.

[illegible] STRUCTURAL CALCS REF P 88159
ALSO SEE SHEETS 1, 2 + 3.

SOUTH ... PL... REF 1167/94

PITCH 35° TO MATCH EXISTING. MARLEY PLAIN TILES ON 6" x 2½" x 1" TREATED BATTENS ALL FIXED AS MANF. INSTRUCTIONS. ON UNDERLAYE ROOF FELT LAPPED ALL WAYS MIN 6" 200 MM FIBREGLASS INSULATION. 6"x2" S.G. GRADE TREATED RAFTERS @ 600MM C.C. 5"x2" TIES. 4"x2" PLATE. BAT STRAPS @ 1.8 M. C.C. 7"x2" RIDGE + HIP. DORMERS FRAMED UP FROM 4" x 2" STUD COVERED COPPER & LEAD FLASHING ON 9 MM MARINE PLY WITH 1000G POLY VAPOUR BARRIER. 200 MM. FIBREGLASS ROLL BACKED PLASTERBOARD (AND TO CEILINGS) 12 MM + SKIM. NOTE MIN OF 2" AIR GAP TO ROOF SLOPES. AMND 2" STYROFOAM TO UNDERSIDE OF ROOF AS INSULATION 2" AIR GAP OVER. * SEE STRUCTURAL CALCS IN RESPECT OF PROPOSALS. REF P 88159.

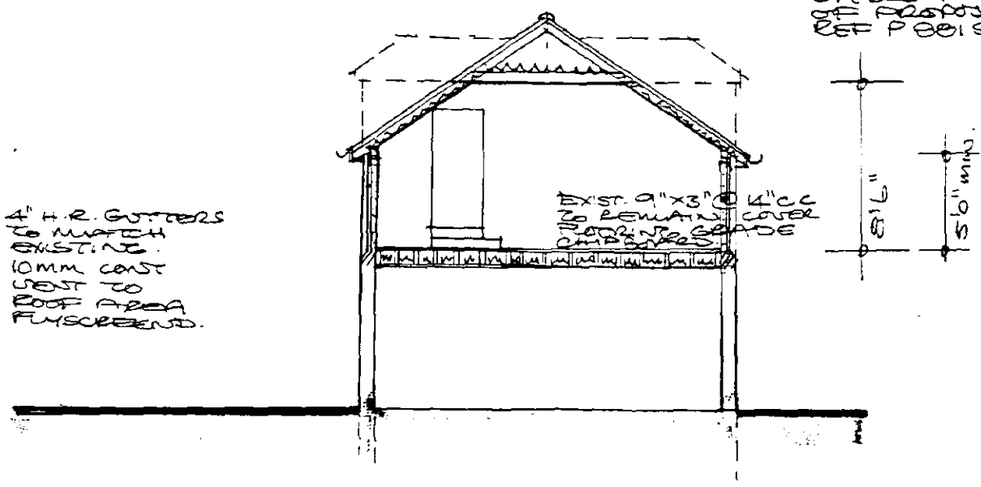

GARAGE CEILING TO HAVE 12MM FIRELINE REGARDING PARTYWALL. ALL JOINTS TO HAVE COVER STRIPS. FIBREGLASS INSULATION TO FLOORING TO BE MIN OF 250MM.

SECTION.

EXPOSE EXISTING FOOTINGS FOR S.I. ON SIDE IF REQUESTED TO DO SO.
SEE JSP STRUCTURAL CALCS P. 88159.

IF IN ANY DOUBT PLEASE ASK.

ALL WINDOWS TO MATCH EXISTING AND TO BE DOUBLE GLAZED.

DORMERS FORMED FROM 4 x 2 STUD (SEE SECTION).

DORMER WINDOW HEADS + CILL LEVEL TO MATCH EXISTING.

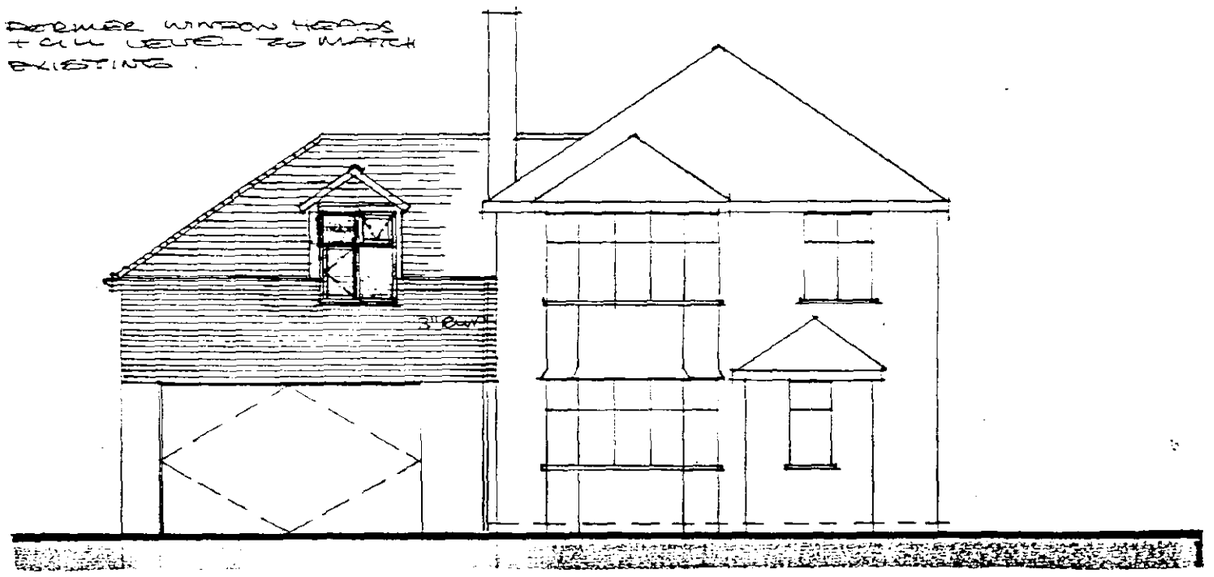

REPLACE EXISTING DOOR IF SO DESIRED

FRONT.

'OLD' BR. REF 2536/88.

DETERMINED
PLAN

SCALE 1/8" = 1'0"

SHEET (4.)

SEE STRUCTURAL CALCS. REF. REPORT
ALSO SEE SHEETS 1, 3 + 4.

EXACT POSITION OF SOAKAWAYS
TO BE AGREED WITH
BUILDING INSPECTOR ON SITE.

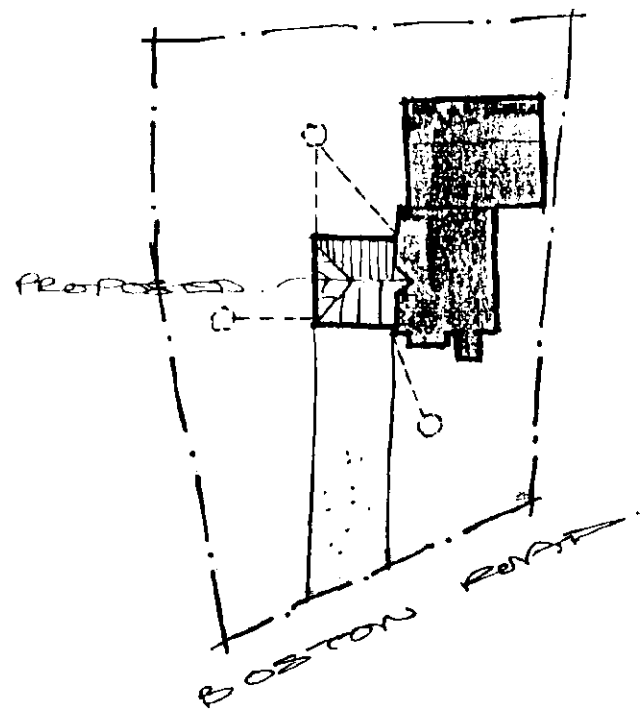

BLOCK PLAN. SCALE 1:500

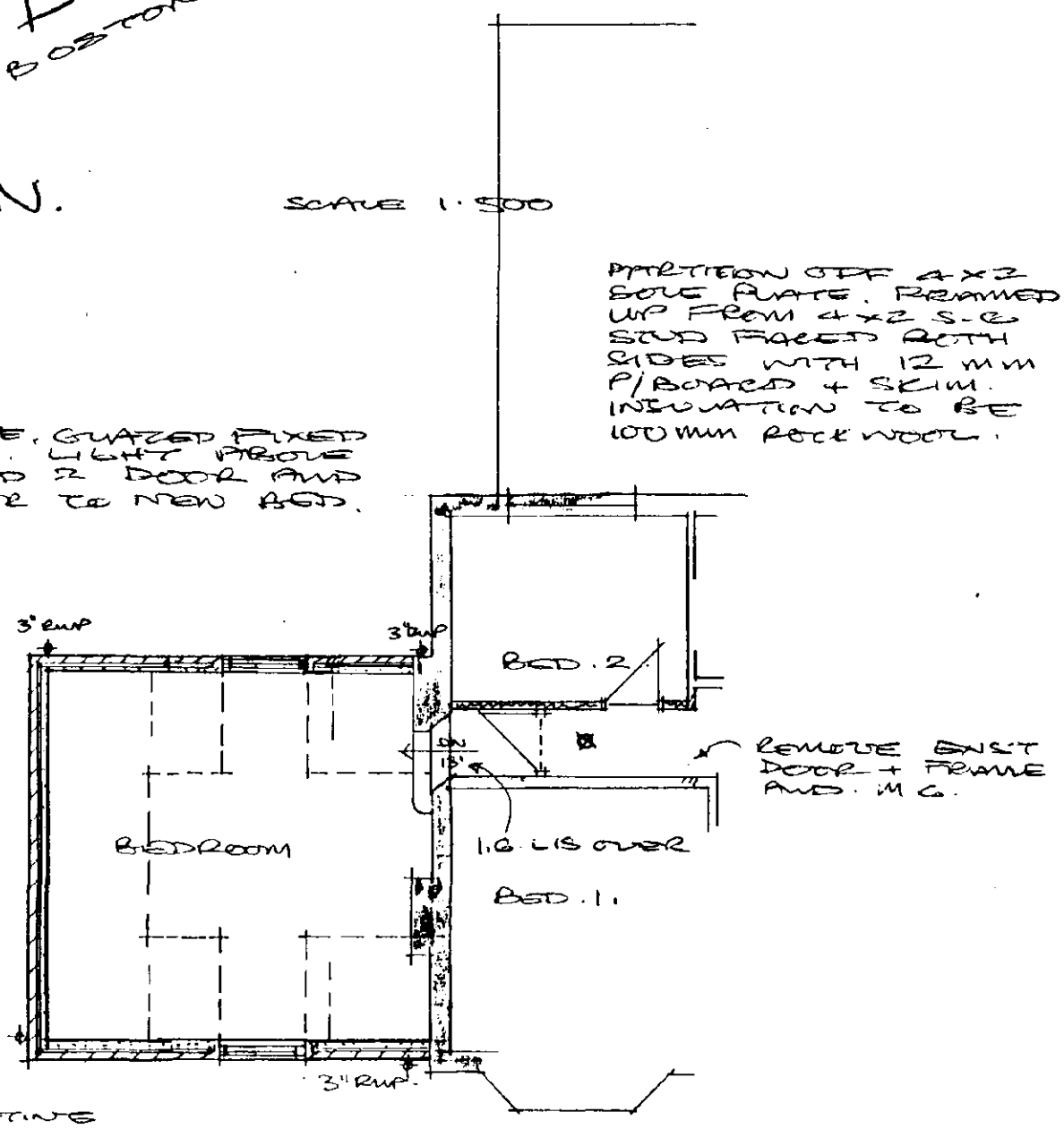

PARTITION OFF 4x2 SOLE PLATE. REAMED UP FROM 4x2 S-G STUD FACED BOTH SIDES WITH 12 mm P/BOARD + SKIM. INSULATION TO BE 100 mm ROCK WOOL.

NOTE. GLAZED FIXED ORS. LIGHT ABOVE BED 2 DOOR AND DOOR TO NEW BED.

FACING BRK TO MATCH EXISTING 2" CAVITY FILLED WITH DRYTHERM. 100 mm CALCON BLOCKS. PLASTER + SKIM. WALL TIES MIN 10 PER SQ M.

VERT + HORZ D.P.C. TO ALL OPENINGS. FLUTED PLASTIC VENTS @ 1.2 M C/C

REMOVE EXIST DOOR + FRAME AND. M.G.

EXTEND EXIST HEATING + ELECTRICAL SYSTEMS AS REQUIRED. ANY EXPOSED BRICKWORK TO BE INSULATED.

FIRST FLOOR.

⊠ DENOTES SMOKE ALARM WIRED INTO EXIST ELEC. CIRCUITS.

SHEET (2.)

SOUTH HOLLAND D.C.
PLANNING DEPT.
REF 1167/94

DETERMINED
PLAN

SCALE 1/8" = 1'0"