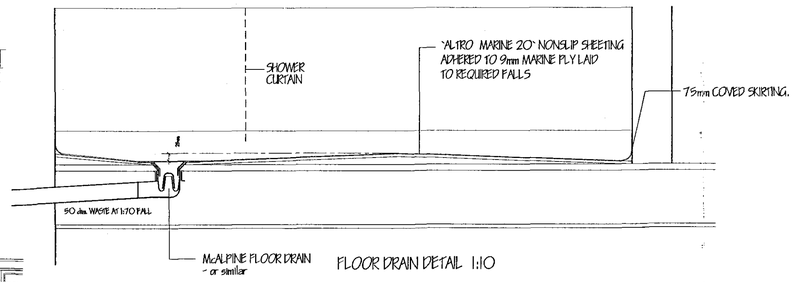


FRONT ELEVATION.



FLOOR DRAIN DETAIL 1:10

SPECIFICATION OF WORKS:

REMOVE EXISTING BATH TO ENABLE LEVEL ACCESS SHOWER TO BE CREATED.

Floor Level to be non-slip with gradient to drainage outlet, graded area to be at least 1 metre square below shower head - "Altro Marine 20" non-slip floor covering (or similar).

Remove existing carpet to accommodate new flooring.

Supply & Install 'TRITON T100s' care product electric shower unit - thermostatically controlled.

Shower unit to be thermostatically controlled and sited so that it can be used from sitting or standing positions - controls to be 1000mm to 1100mm from floor - lever controls.

Shower head to be height adjustable and detachable, shower head slide to be approximately 1 metre long to start at height of controls.

Provide full height tiling in shower area & splash to sink - standard plain white tiles.

Install grab rails, as necessary, to client and Occupational Therapists requirements - to be supplied by Social Services.

Heating in bathroom to be capable of maintaining a temperature of 70 degrees F.
- supply & install wall mounted fan heater.

Supply and install extra long weighted shower curtain to enclose shower area, weighted to fall just inside the graded area.

Supply and install extract fan - 16 litres / sec' capacity.

Re-position ceiling light.

Re-position existing electrics, plumbing & drainage, as required.
Including upgrading electrics to latest regulations and requirements to accommodate alterations (No extra funding will be available to any electrical upgrades when work has commenced on site).

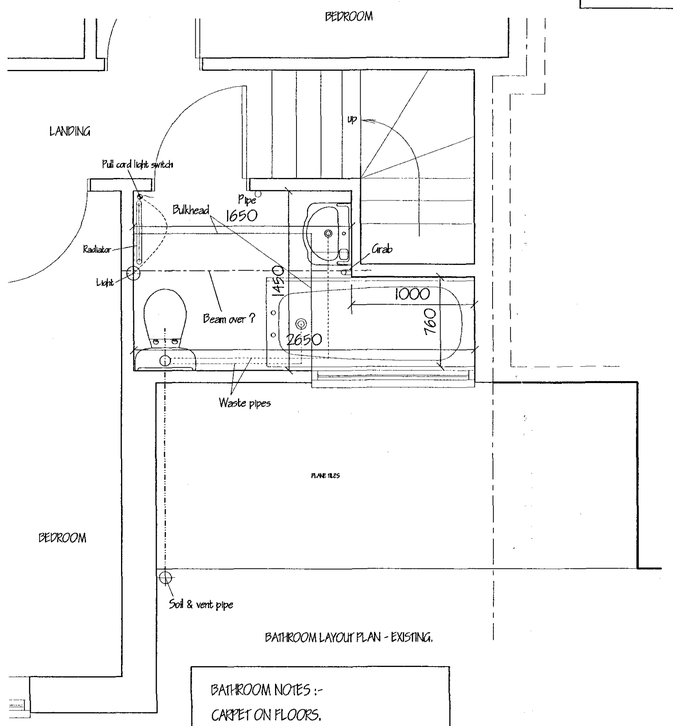
WIDEN DORMER. - to be increased as wide as possible

Widen dormer window, as detailed, to facilitate increased bulkhead headroom access into new shower area.

ELECTRICAL INSTALLATIONS.
All electrical work to meet the requirements of Part P (Electrical Safety) and must be designed, installed, inspected and tested by a person competent to do so. Prior to completion of the works the Local Authority must be satisfied that either:-
An electrical installation certificate issued under a competent persons scheme has been issued.
OR
An appropriate installation certificate has been issued for the work and that it has been signed by a person competent to do so.

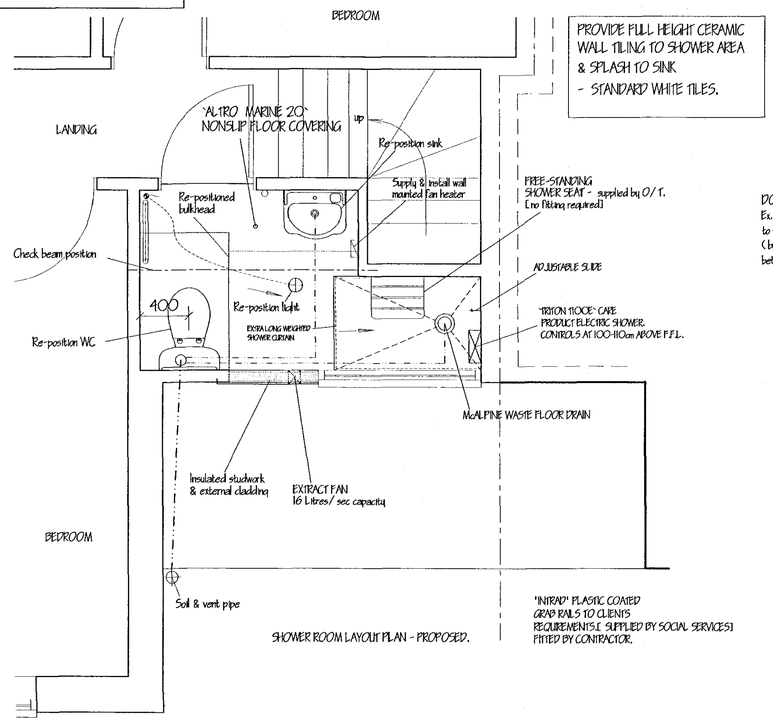
GENERAL
All electrical installations to be in accordance with the latest I.E.E. Regulations.
All electrical switches and socket outlets to habitable rooms to be positioned at appropriate heights between 450mm & 1200mm from f.f.l.

CONTRACTOR TO CHECK BATHROOM FLOOR FOR ANY BACK FALL & ADVISE OF ANY CORRECTIVE MEASURES, IF NECESSARY.



BATHROOM LAYOUT PLAN - EXISTING.

BATHROOM NOTES :-
CARPET ON FLOORS.
ARTEX CEILINGS & WALLS.
PATTERNED SPLASH TILES TO BATH.

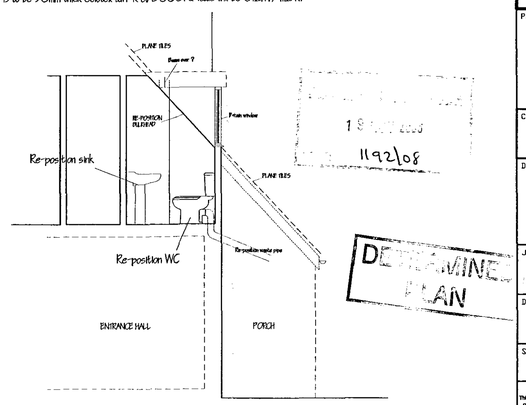


SHOWER ROOM LAYOUT PLAN - PROPOSED.

PROVIDE FULL HEIGHT CERAMIC WALL TILING TO SHOWER AREA & SPLASH TO SINK - STANDARD WHITE TILES.

'INTRAD' PLASTIC COATED GRAB RAILS TO CLIENTS REQUIREMENTS. SUPPLIED BY SOCIAL SERVICES. FITTED BY CONTRACTOR.

DORMER CONSTRUCTION
Ex. 19mm thick treated t&g boarding on 25 x 38 treated counter battens on building paper on 20mm Celotex T-Break TB5000 (not necessary to tape joints) or similar approved product on 9mm thick OSB/3 board or on 38 x 89 treated C.S vertical timber studs at 600mm centres (built off existing rafters either side). To inside provide vapour barrier then 12.5mm taper edge plasterboard and drylined. The insulation in between studs is to be 90mm thick Celotex fulT-R GA5000. U value will be 0.21W/ m2 K.



BATHROOM/ HALL SECTION.

ref	revision	date

G. R. MERCHANT LTD.
I.ENG AMICE FIWO
ARCHITECTURAL, STRUCTURAL AND LAND DRAINAGE CONSULTANTS
4 Wrights Mews
12A Park Road, Holbeach,
Spalding, Lincs. PE12 7EE
Tel: 01406 490800
Fax: 01406 425744
E-Mail: gr.merchant@btconnect.com

Project
ALTERATIONS FOR DISABLED PERSON.
102 SPALDING ROAD.
HOLBEACH.
SPALDING. LINC'S. PE12 7HJ.

Client
MRS. C. PHILPOTT.

Drawing
FLOOR PLANS, ELEVATIONS & DETAILS.
- PROPOSED.

Job Ref.	Drawing No.
1905-08.	02.
Date	Drawn
NOV '08.	GRM.

Scales
1/ 25. 1/ 50. (unless otherwise stated)

DO NOT SCALE FROM THIS DRAWING

This drawing is important and may not be altered, traced, photographed or used for any other purposes other than that for which it is issued. The General Contractor is to check all dimensions on site and report any discrepancies to the Architect. All details shown on this drawing including boundaries are based upon typical site conditions related to the area. No responsibility can be accepted for abnormal conditions which may be discovered during construction unless reported to the Architect so that design amendments may be considered. Site soil surveys are recommended in respect of foundations to establish specific site conditions before foundation work is undertaken. This drawing is limited in the amount of information contained and does not purport to contain a full specification of the works. It is solely for the purpose of obtaining Planning / Building Regulation approval. This drawing must not be used as a contract document alone. The works will not be supervised or inspected on site by G R Merchant or any representative thereof. It is the client or their appointed agents responsibility to control workmanship, substitution of materials, adherance to specification, variations to contract etc.All materials to be new unless otherwise stated and all components and materials etc. to be used fitted and installed etc. in strict accordance with manufacturers instruction and relevant code of practice. Materials shall conform to appropriate British standard specification or BBA certificate or Eurocrem code equivalent. The Employer / Client shall ensure that the selected contractor is conversant with and adopts all measures necessary to achieve compliance with Health and Safety legislation for Building sites and Work places. The Employer / Client is advised that should the works need to comply with the Construction (Design and Management) Regulations an Independent Planning Supervisor will be required. Non Destructive Investigation of the structure is recommended before details, Work, that may not specifically be shown but may be reasonably inferred as necessary to carry out the works shall be deemed to be included. It is the plot / land owners responsibility to be aware of the Party Wall etc. Act 1996, when building in close proximity to adjoining neighbors boundaries.