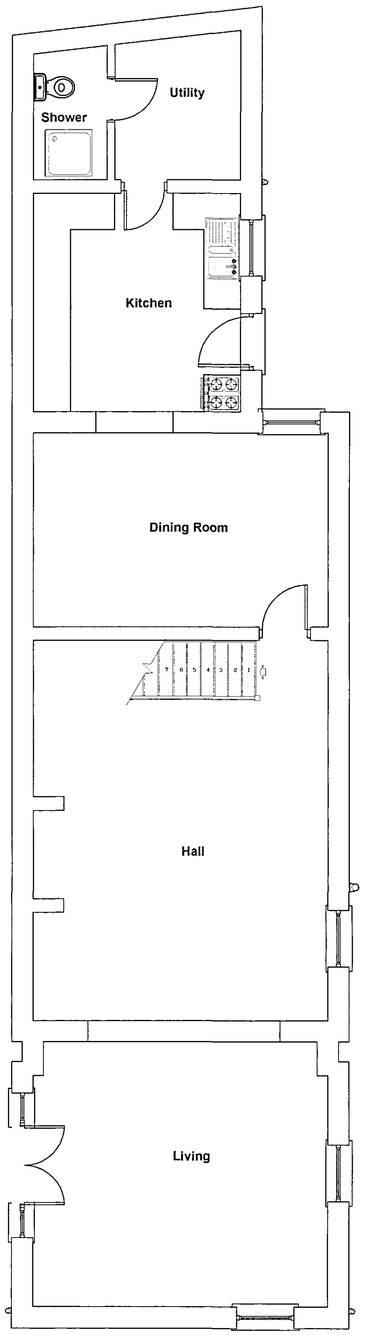

Ground Floor Plan
Scale 1:50

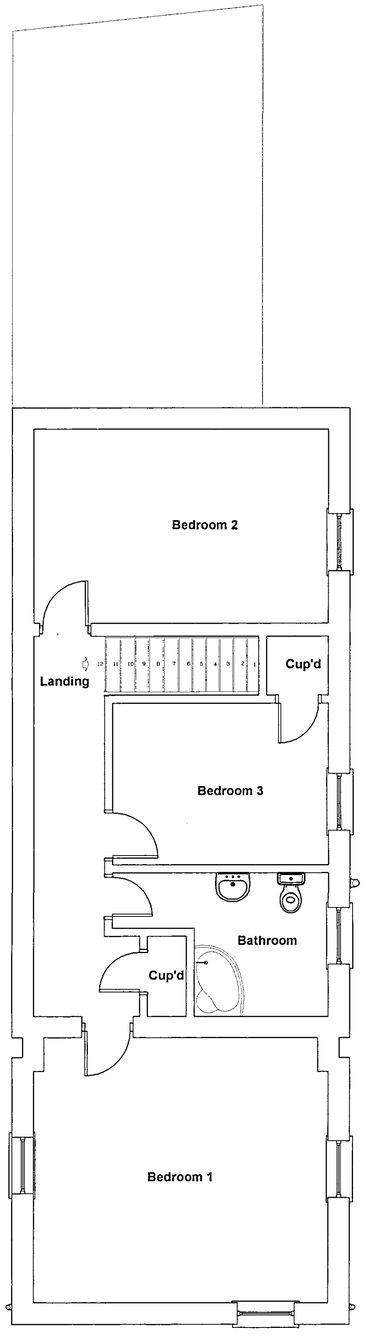

First Floor Plan
Scale 1:50

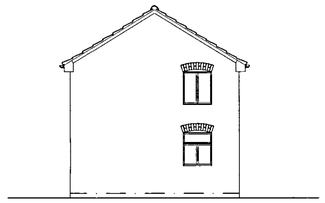

Rear Elevation
Scale 1:100

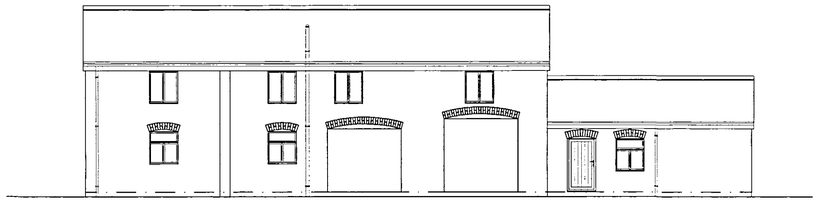

Side Elevation
Scale 1:100

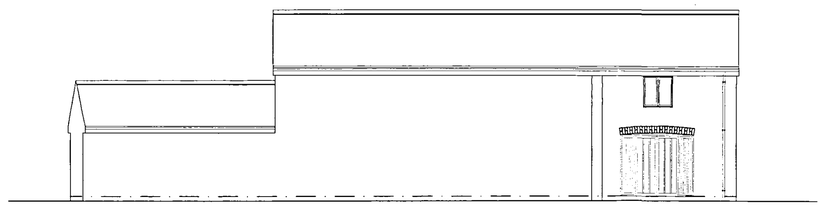

Side Elevation
Scale 1:100

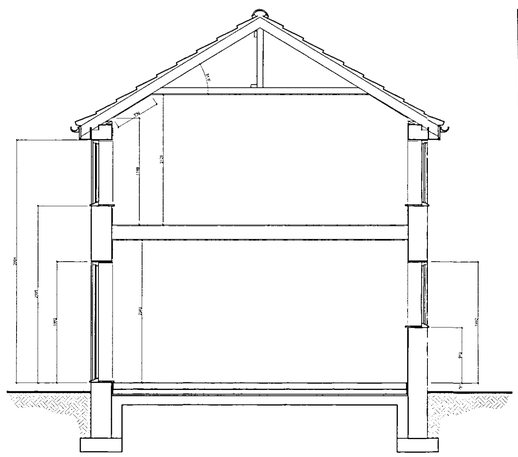

Section A-A
Scale 1:50

SHDC
PLANNING & DEVELOPMENT
1 4 SEP 2006
Ref. 1308/06

DETERMINED
PLAN

GENERAL CONDITIONS
Contractors are responsible for checking all dimensions on site when work commences and before ordering any materials.Any discrepancies should be brought to the attention of the Client for remedial action before commencing further.

All details shown are based on typical site conditions for that area, any abnormal conditions should be brought to the attention of the Client and Local Authority.

The notes shown are mainly to cover the requirements of Building Regulations and should not be treated as full specification.

No allowance has been made for any Structural Calculations,a "SAP" calculation, Soil Investigation or Flood Risk Assessment.If deemed necessary then these will be a chargeable extra.All steel beam sizes shown on drawing are all subject to confirmation from Structural Engineer.

All materials not specified to be of a standard suitable for the work proposed and be fit for purpose.All work to be in accordance with good building practise and all necessary BS codes for Workmanship on Building Sites.

Client :
Mr M Boyce
19 Barrington Gate
Holbeach
PE12 7DA

Site :
Proposed Two Storey Rear Extension

remway design Ltd
2 Red Lion Street
Spalding
PE11 1SX
Tel / Fax: 01775 768 921
Mobile : 07815 112 058
e-mail: jason@remwaydesign.co.uk

Date : Aug06 | Scale : As Noted

Drawing No:
rem 1253 - 01