SPECIFICATION

Lath	75mm - 22, 20, or 18 SWG perforated galvanised steel. 50mm - 22 or 20 SWG perforated galvanised steel.
Endlocks	Nylon, polypropylene, zinc plated steel or cast windlocks to suit application.
Bottom Rail	Galvanised steel - 'T' or 'L' section.
Guide Channels	Galvanised steel - size to suit application.
Roller	Steel - diameter to suit weight and width of shutter curtain.
Hood/Facia	Hood in continental style (with 45° slope) or in square/rectangular shape to suit the particular application. Hoods manufactured from 20 SWG galvanised steel sheet.
Manual Operation	Self coiling, chain, winch or gearbox operation are possible to suit a particular application.
Motor Operation	A single phase tubular motor fitted within the roller can operate most shop front shutters. For very large shutters a 3 phase direct drive or chain operated motor is available. In case of mains failure a manual override facility can be provided and in certain circumstances a battery back-up unit is available. Operation is by external keyswitch or internal rocker switch or both if required.
Locking	Various types available including pin locks, centre locks or ground locks.
Finish	Galvanised steel, plastisol or powder coated in a wide range of colours. For best visibility a dark colour is recommended.

VIEW-LATH 75

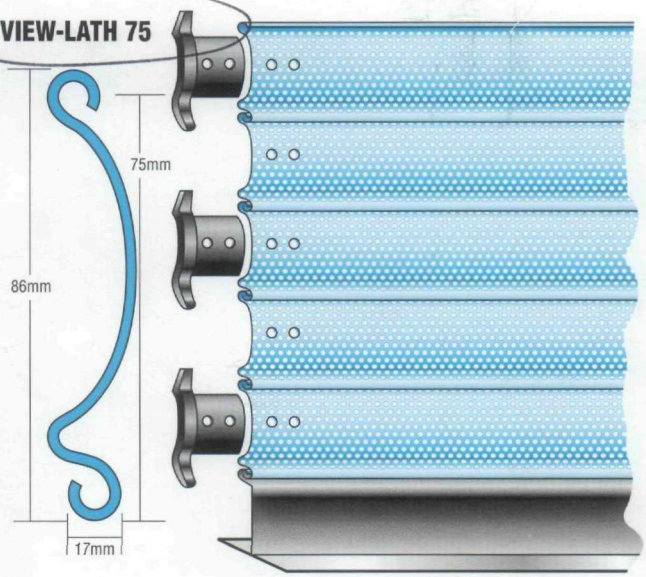

VIEW-LATH 50

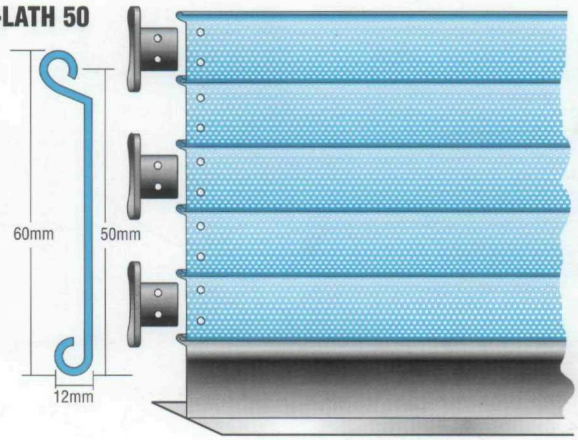

ELEVATION

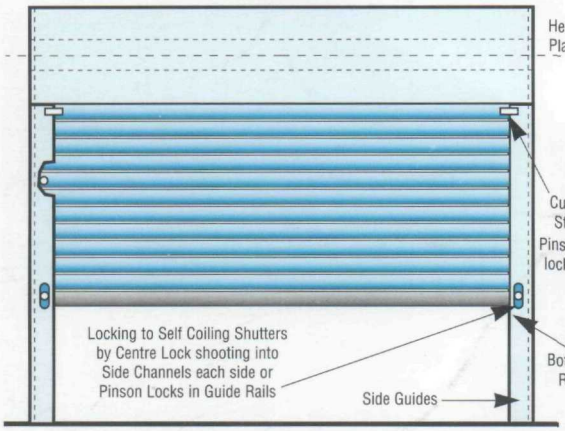

SECTION

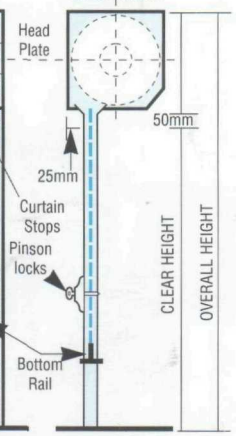

FIXING ANGLES

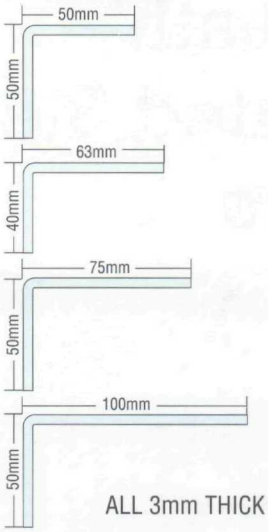

GUIDES

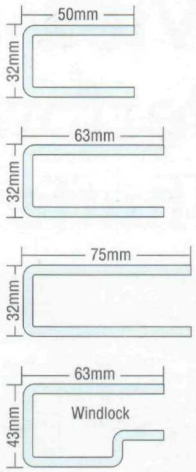

ALL 3mm THICK GALVANISED

PLAN VIEWS

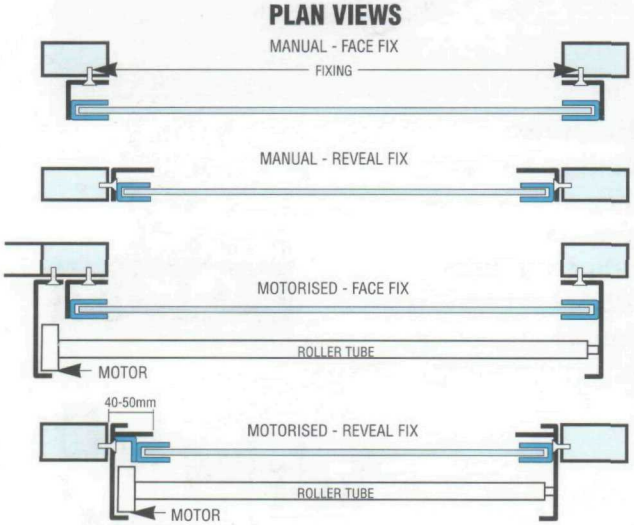

HOOD	
HOOD SIZE	**MAX HEIGHT**
250mm	1.8m
300mm	3.0m
350mm	4.0m
400mm	5.0m

VIEW - LATH 75		
	MANUAL	**MOTORISED**
MAX m^2	7.5m^2	25.0m^2
MAX WIDTH	3.5m	9.0m
MAX HEIGHT	3.0m	5.0m

GUIDES	
GUIDE	**MAX WIDTH**
50mm	UP TO 3m
63mm	3.0-5.5m
75 OR W/L	5.5-9.0m

VIEW - LATH 50		
	MANUAL	**MOTORISED**
MAX m^2	7.0m^2	12.0m^2
MAX WIDTH	3.0m	4.0m
MAX HEIGHT	3.0m	4.0m

OUR COMPANY POLICY IS TO AIM FOR CONTINUED DEVELOPMENT AND IMPROVEMENTS, THEREFORE WE RESERVE THE RIGHT TO ALTER SPECIFICATION WITHOUT ANY PRIOR NOTICE.
SOME INSTALLATIONS WILL REQUIRE PLANNING PERMISSION FROM THE LOCAL AUTHORITY. IT IS THE RESPONSIBILITY OF THE CLIENT TO OBTAIN THE NECESSARY PERMISSION.

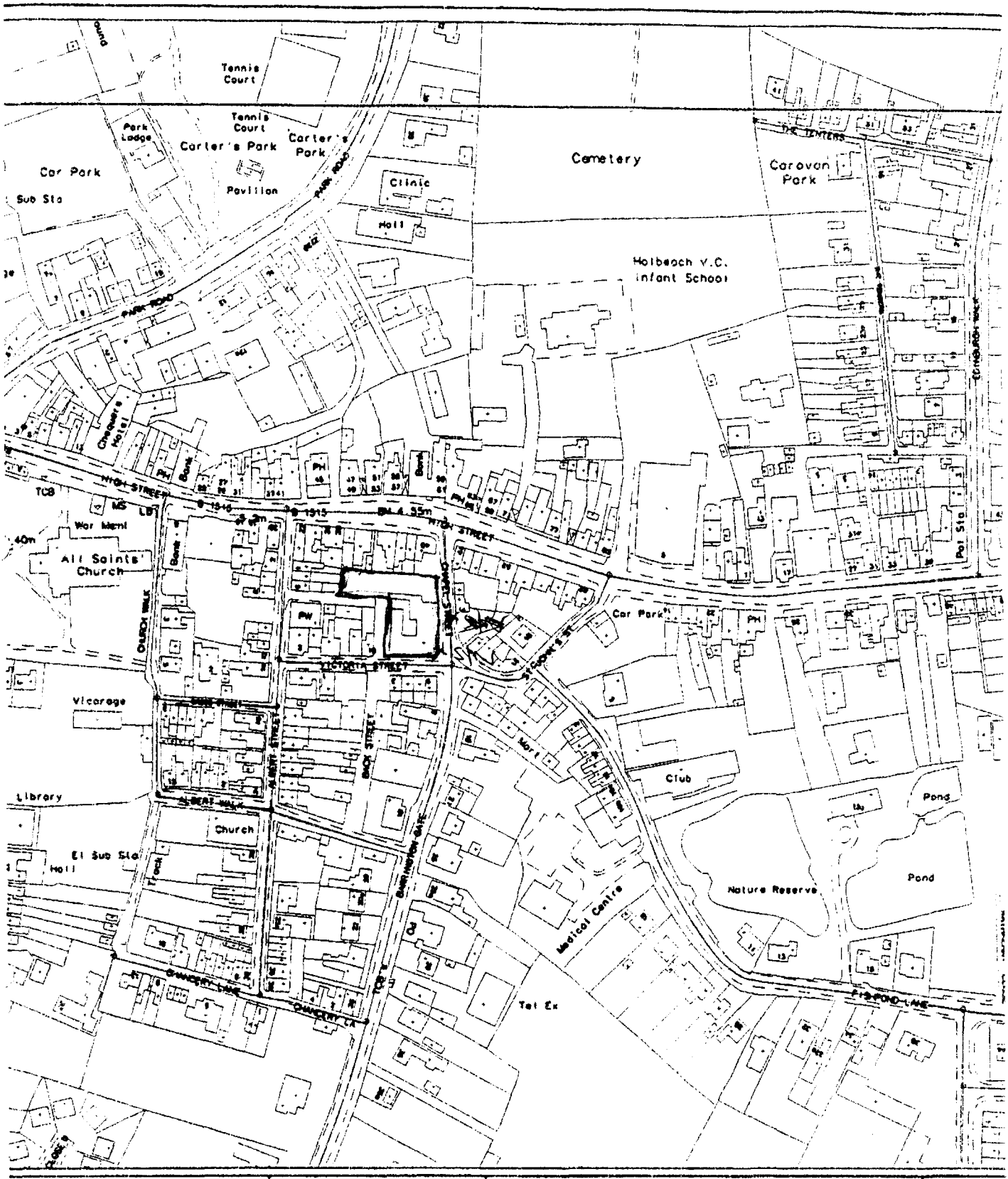

SOUTH HOLLAND DISTRICT COUNCIL

Council Offices
Priory Road
Spalding
Lincolnshire
PE11 2XE

Tel 01775 761161

This copy has been produced specifically for Land and Property Search purposes

No further copies may be made

N

1340/2

Reproduced from the Ordnance Survey mapping with the permission of the Controller of Her Majesty's Stationery Office (c) Crown Copyright. Unauthorised reproduction infringes Crown copyright and may lead to prosecution or civil proceedings

OS Licence No LA079413

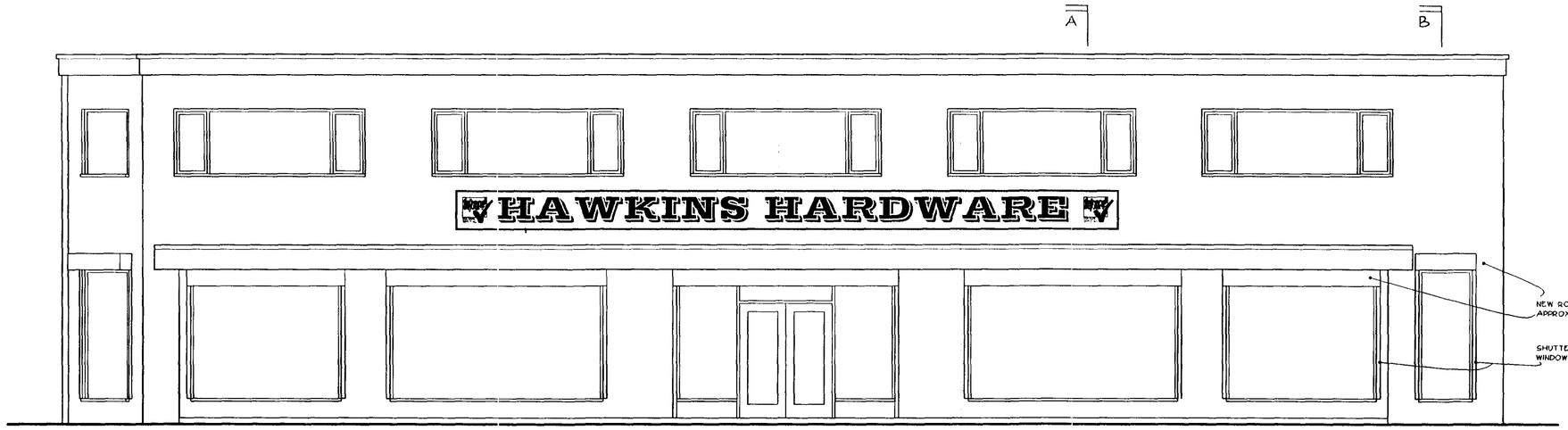

FRONT ELEVATION (TO CHAPEL STREET) - SHUTTERS OPEN

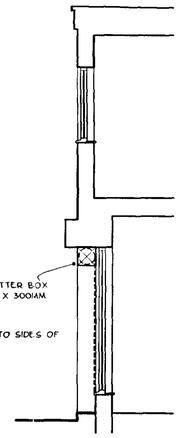

TYPICAL
SECTION AA

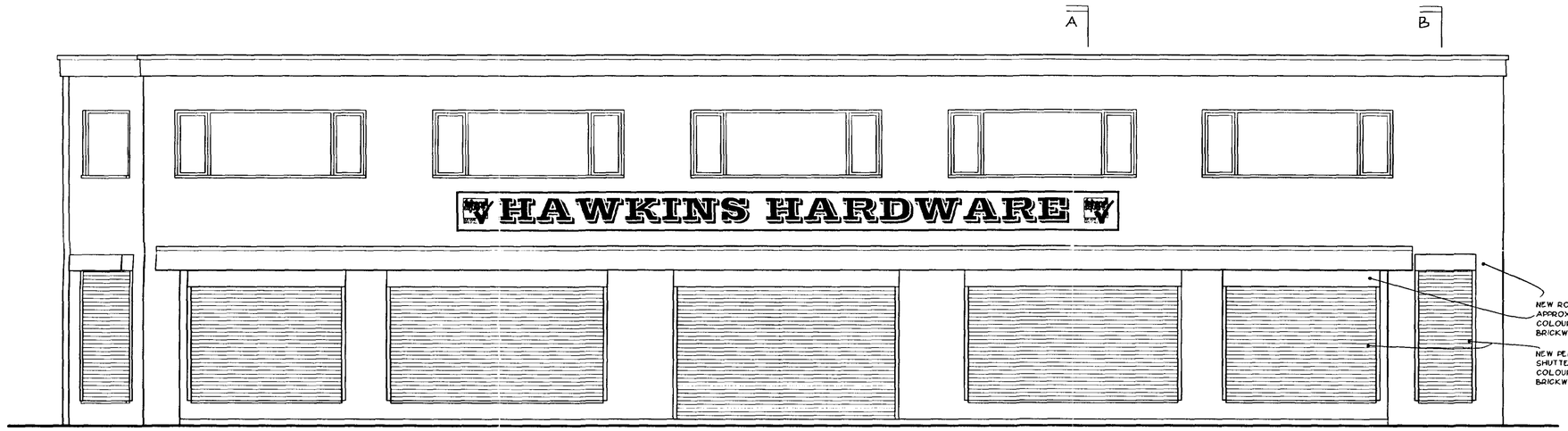

FRONT ELEVATION (TO CHAPEL STREET) - SHUTTERS CLOSED

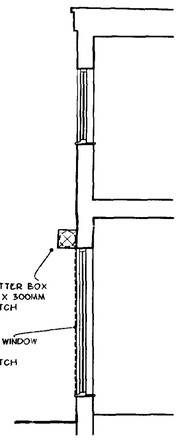

TYPICAL
SECTION BB

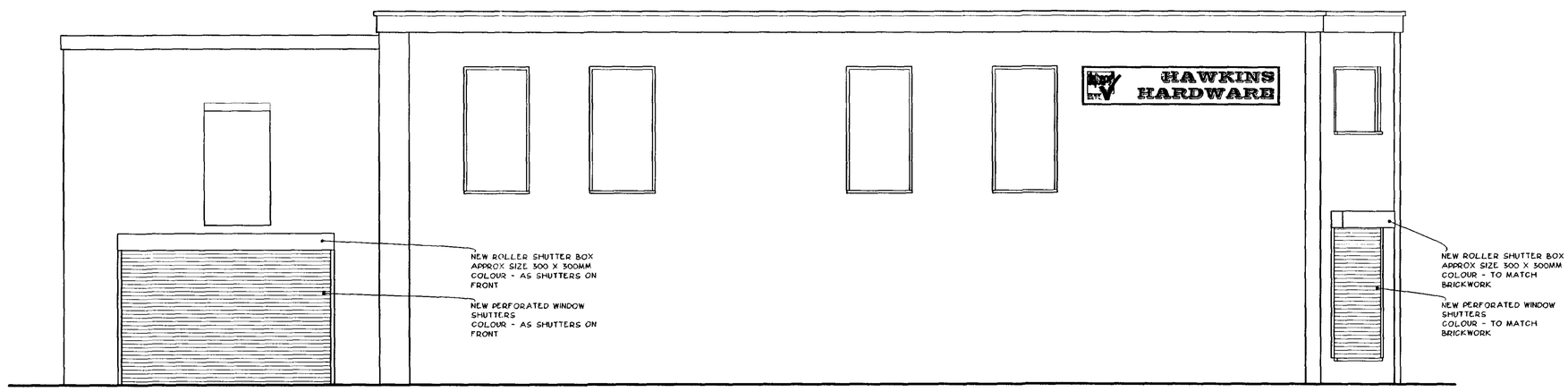

SIED ELEVATION (TO VICTORIA STREET) - SHUTTERS CLOSED

NOTES

LIMITATIONS

This drawing is limited in the amount of information contained and does not purport to contain a full specification of the works. It is solely for the purpose of obtaining Building Regulation approval. The drawing must not be used as a contract document alone.

DIMENSIONS

Do not scale from this drawing.

All dimensions are to be checked on site by the builder who shall take responsibility for measurements for construction and ordering purposes from commencement of site works.

Whilst every effort is made to ensure accuracy in dimensioning, measurements should be carefully checked to ensure compatibility with existing structures and features.

SUPERVISION

The works will not be supervised by Richard J Diggle or any representative thereof. It is the clients or their appointed agents responsibility to control workmanship, substitution of materials, adherance to specification, variations to contract etc.

STANDARDS

All materials to be new unless otherwise stated and all components and materials etc. to be used, fitted and installed in strict accordance with manufacturers instructions and relevant Code of Practice.

Materials shall conform to the appropriate British Standard Specification or BBA Certificate or European Code equivalent.

Preservative treatment to BS 5268 : Part A is to be carried out to all timber prior to delivery to site.

DETAILS / FOUNDATIONS

All details shown on this drawing including foundations, are based upon typical site conditions including soil of good bearing capacity.

Site soil surveys are recommended in respect of foundations to establish specific site conditions before foundation work is undertaken.

If adverse ground conditions are encountered, then the advice of a qualified structural engineer should be sought.

HEALTH AND SAFETY

The Employer / Client shall ensure that the selected contractor is conversant with and adopts all measures necessary to achieve compliance with Health and Safety legislation for Building Sites and Work Places.

The Employer / Client is advised that should the works need to comply with the Construction Design and Management Regulations, and independent Planning Supervisor will be required.

SCOPE OF THE WORKS

The works comprise all that is shown on the drawings and details. Any work that may not be specifically shown, but may reasonably be inferred as necessary to carry out the works will be deemed to be included

Revisions

Richard J Diggle
Building Design Consultant

194 Broad Gate
Weston Hills
Spalding
Lincs
PE12 6DQ

Telephone/Fax: 01406 380952
Mobile: 07771 621902
E-mail: Richard@richardjdiggle.freeserve.co.uk

Client
L S HAWKINS & SON

Project
NEW EXTERNAL SECURITY SHUTTERS

HAWKINS HARDWARE RETAIL STORE
CHAPEL STREET
HOLBEACH

Drawing
DETAIL DRAWING

TYPICAL SECTION
ELEVATIONS

Scale	Date
1:50	November 2002

Drawing Number
379-01