# PLANNING AMENDMENT

**For office use only**

Application No. H09/1464/01/A1

Date Registered 02 APR 2002

Case Officer DHG

1. Please complete in block letters

**NAME AND ADDRESS OF APPLICANT**

orange
St James Park Rd
Almondsbury
Bristol

Tel. No.

**NAME AND ADDRESS OF AGENT**
(if form completed by agent)

APT marconi

Tel. No. (Contact)

Please complete in block letters

**FULL POSTAL ADDRESS OF THE APPLICATION SITE**

Anglian Water compound
Boston Rd, Holbeach

Please complete

**APPLICATION No.**

This amendment **cannot be considered** unless the relevant reference is stated

H09/1464/01

Building Regulation reference relating to same development (if any)

2. Please tick **one** box only

A ☐ Amendment is proposed where permission already granted
If yes, submit two forms and two plans.

or

B ☑ Amendment is to a proposal currently being considered
If yes, submit four forms and four plans.

Please complete

I attach the necessary plans and request that the changes described below be accepted as an amendment. I understand that the Council may require a fresh application, together with fee if appropriate. If the amendment relates to a current application, I agree to an extension of the terminal date.

Signed ..... Date .....

3. Please complete in block letters

**FULL DESCRIPTION OF DEVELOPMENT IN ORIGINAL APPLICATION**

Telecom Equipment

State details of amendments proposed

(Give a full detailed list of the changes, and also mark these clearly on the accompanying plans. Only the changes listed here will be considered.)

mast design changed

State drawing no's of the current submission

Has this amendment been requested by the Council? (If so, state Officer dealing with the application)

YES / NO

Describe any part of the original development which is excluded by virtue of the amendment, and state any alteration to plot numbers

Has a similar amendment been submitted under Building Regulations? Yes / No

# AMENDMENT RECORD SHEET – LIVE APPLICATION

## Admin

Validation:

Inadequate/Inappropriate ☐

Clarification/Details required:

Appears valid ☒

Registered .....

Terminal date/committee updated .....

## DC Procedural Assessment

Is the information given correct? Yes/~~No~~ (If No, state above what details are needed)

Has this amendment been requested? Yes/~~No~~ *

If Yes, is it what was asked for? Yes/~~No~~ *

Who do you need to reconsult as a result of this amendment? None ☐

PC (circled)
~~WM~~
Press
Residents
Other –

Is it an amendment in principle? Yes/~~No~~

Is it the same character/description for fee purposes? Yes/~~No~~ (Refer to Admin ?) *

If No, but Yes to (*) requested :-

Do development objectives outweigh financial objectives? Yes/No Confirmed.....

REJECTED as an amendment – new application needed

Confirmed: .....

Notes/Advice/Rejection Reason:

☐ Tick if you wish this note to be a paragraph in the Rejection Notice

AUTHORISED to treat as amendment

Confirmed: MK 4.4.

Superseded details removed ☐

Give a revised description if the details accepted are different to the submission:

Acceptance issued:

Public register updated:

## DC Professional Assessment

NOTES:

FILE COPY

SOUTH HOLLAND DISTRICT COUNCIL

Chris Simpkins
Chief Executive
Terry Huggins
Director of Customer Services
Bob Atkins
Director of Corporate Services

Application no: H09/1464/01

Applicant: Orange PCS Ltd
St James Park Road
Almondsburg
Bristol BS12 4QJ

Agent: A P T Marconi
Trent Lock
Lock Lane
Long Eaton
Nottinghamshire NG10 2FF

Description: Erection of a 12.9 metre high mobile phone mast, equipment cabin and ancillary development

Location: Anglian Water Compound
Boston Road
Holbeach

Amendment: Mast design changed
Dwg.No. LIN7016H/01/1B

04-APR-02

Dear Sir/Madam

## ACKNOWLEDGEMENT OF AMENDMENT

I acknowledge receipt of the amended details in respect of the above and confirm that the changes are able to be incorporated in the application which will now **only be considered in its amended form.**

As a result of the need for the Authority to repeat certain procedures because of the amendment, the period for determining the application has been extended to 27 MAY 2002

Your rights of appeal remain as explained on the original acknowledgement.
If you do not wish to agree to the extended time period and would rather have the application determined more quickly but on the basis of the application as originally submitted, please let me know in writing within the next 5 days.

You are reminded that revision to any submission made under the Building Regulations may also be necessary.

Yours faithfully

Director of Customer Services

Council Offices
Priory Road
Spalding
Lincolnshire
PE11 2XE

Telephone: (01775) 761161
Fax: (01775) 711253
Email: Info@sholland.gov.uk

A·P·T
*A Marconi company*

Trent Lock, Lock Lane, Long Eaton, Nottinghamshire NG10 2FF
Telephone: (0115) 946 3054 Fax: (0115) 946 2535
Web Site: www.aptelecom.com



DG

David Gedney
South Holland District Council
Planning Department
Council Offices
Priory Road
Spalding
Lincolnshire
PE11 2XE



Date: 27 March 2002
MY Ref: KG/LIN7016
Your Ref: HO9/1464/01

Awdt ongoing
Application



Dear Mr Gedney,

**Re: PLANNING APPLICATION FOR THE ERECTION OF A 12.9 METRE HIGH TELECOMMUNICATIONS SLIMLINE MONOPOLE, EQUIPMENT CABIN AND ANCILLARY DEVELOPMENT AT THE ANGLIAN WATER COMPOUND, BOSTON ROAD, HOLBEACH, SPALDING, LINCOLNSHIRE, PE12 7LR.**

I refer to your letter dated 28 January 2002, which I received on the 29 January 2002 and subsequent telephone calls regarding the above application. I enclose an amended plan numbered LIN7016H/01/1B showing the following changes noted below.

The amended plan shows the design of the mast changed to a 15-metre lamppost streetworks option. The proposal will internally accommodate the proposed Orange sector antennas and externally accommodate the existing Anglian Water antenna. The proposed equipment cabin will be relocated to the rear (south) of the mast. It is felt that although the overall height of the mast has increased by 2.1m a lamppost style streetworks option will have less of a visual impact upon the surrounding Conservation Area than a Monopole.

The use of a 15metre-lamppost style mast has been proposed to minimise the visual impact of the development within the surrounding Conservation Area. The proposed mast will be seen in the context of the existing lampposts, telegraph poles and floodlights located in the adjacent supermarket car park. On balance it is felt that the mast will not harm the character and appearance of the area. The proposal has been located within an existing telecommunications site, which is the most appropriate site for this type of installation within this sensitive area.

I trust you find this amended proposal sufficient to favourably determine the application. Should you however wish to discuss these or any other issues relating to this site, please call 0115 946 3054.

Yours sincerely,

Miss Kiran Garcha
APT Marconi Planner
For and on Behalf of Orange PCS Ltd
Direct Line: 0115 946 3054
E-mail: Kiran.Garcha@Marconi.Com

**Application Amendments** Print

Application H09/1464/01 Location Anglian Water Compound
Boston Road
Holbeach

Amendment 1 Date 02-04-2002

Type CUR Current Application
Sub-Type

Description Mast design changed
Dwg.No. LIN7016H/01/1B

Decision Decision Date

PLANS HAVE BEEN RECEIVED

SOUTH HOLLAND DISTRICT COUNCIL

Chris Simpkins
Chief Executive
Terry Huggins
Director of Customer Services
Bob Atkins
Director of Corporate Services

# WARD MEMBER RESPONSE FORM

Application no: H09/1464/01 Applicant: Orange PCS Ltd

Description: Erection of a 12.9 metre high mobile phone mast, equipment cabin and ancillary development

Location: Anglian Water Compound Boston Road
Holbeach

1 **I have no observations to make at this stage, or** ✔

2 ***I have some concerns about the application*** ☐

My concerns at this stage are:

DG

SOUTH HOLLAND
DISTRICT COUNCIL
19 APR 2002
RECEIVED

**Do you want this application to be dealt with by the Development Control Committee?**

No, if my concerns are satisfactorily resolved ☐

Yes ☐

Any other comments or information (Continue over if necessary)

Signed: F Biggadike Date: 19/04/02

Cllr F Biggadike

Council Offices
Priory Road
Spalding
Lincolnshire
PE11 2XE

Telephone: (01775) 761161
Fax: (01775) 711253
Email: Info@sholland.gov.uk

10 APR 2002
RECEIVED

DG

SOUTH HOLLAND DISTRICT COUNCIL

Chris Simpkins
Chief Executive
Terry Huggins
Director of Customer Services
Bob Atkins
Director of Corporate Services

# PARISH COUNCIL RESPONSE FORM

Application no: H09/1464/01 Applicant: Orange PCS Ltd

Description: Erection of a 12.9 metre high mobile phone mast, equipment cabin and ancillary development

Location: Anglian Water Compound Boston Road
Holbeach

**This Council -**

1 **Supports the application, or** ☑

2 **has no observations to make at this stage, or** ☐

3 **has some concerns about the application at this stage** ☐
The reasons are:

**Do you want this application to be dealt with by the Development Control Committee?**

No, if our concerns are satisfactorily resolved ☐

Yes ☐

Any other comments or information (Continue over if necessary)

Signed: ..... Date: 15-4-02

Clerk to Holbeach PC

Council Offices
Priory Road
Spalding
Lincolnshire
PE11 2XE

Telephone: (01775) 761161
Fax: (01775) 711253
Email: Info@sholland.gov.uk

THIS DRAWING TO BE READ IN CONJUNCTION WITH THE FOLLOWING DRAWING Nos

1
2
3

EQUIPMENT COLOURS
(SPROPED BY BS No.)

1. TOWER - MATCH EXISTING
2. CABINET - BS381C-12 B 29
3.
4.

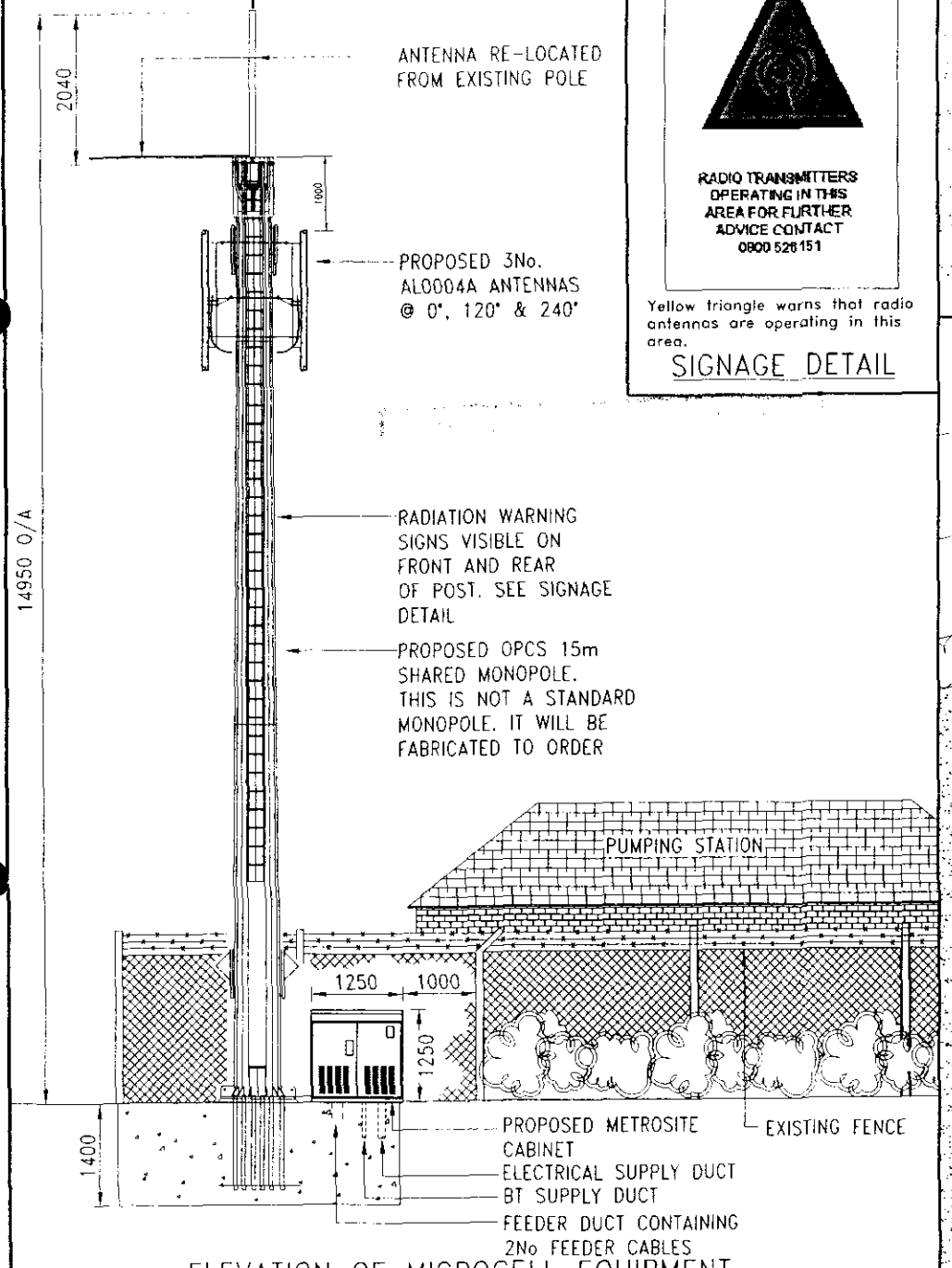


ELEVATION OF MICROCELL EQUIPMENT
VIEWING SOUTH EAST DIRECTION
(Scale 1:100)

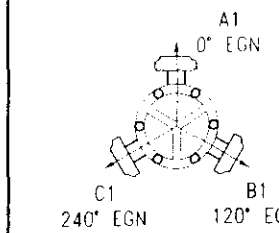


PLAN ON
PROPOSED ANTENNA
(Scale 1:50)




Yellow triangle warns that radio antennas are operating in this area.

SIGNAGE DETAIL

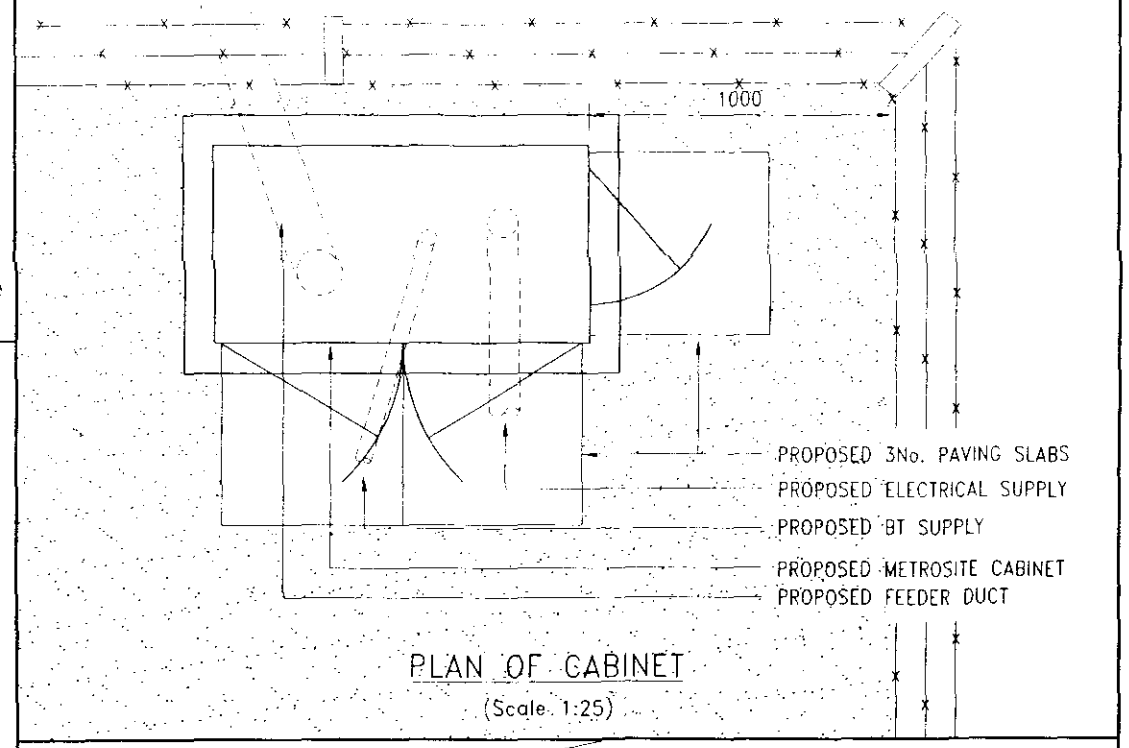


PLAN OF CABINET
(Scale 1:25)

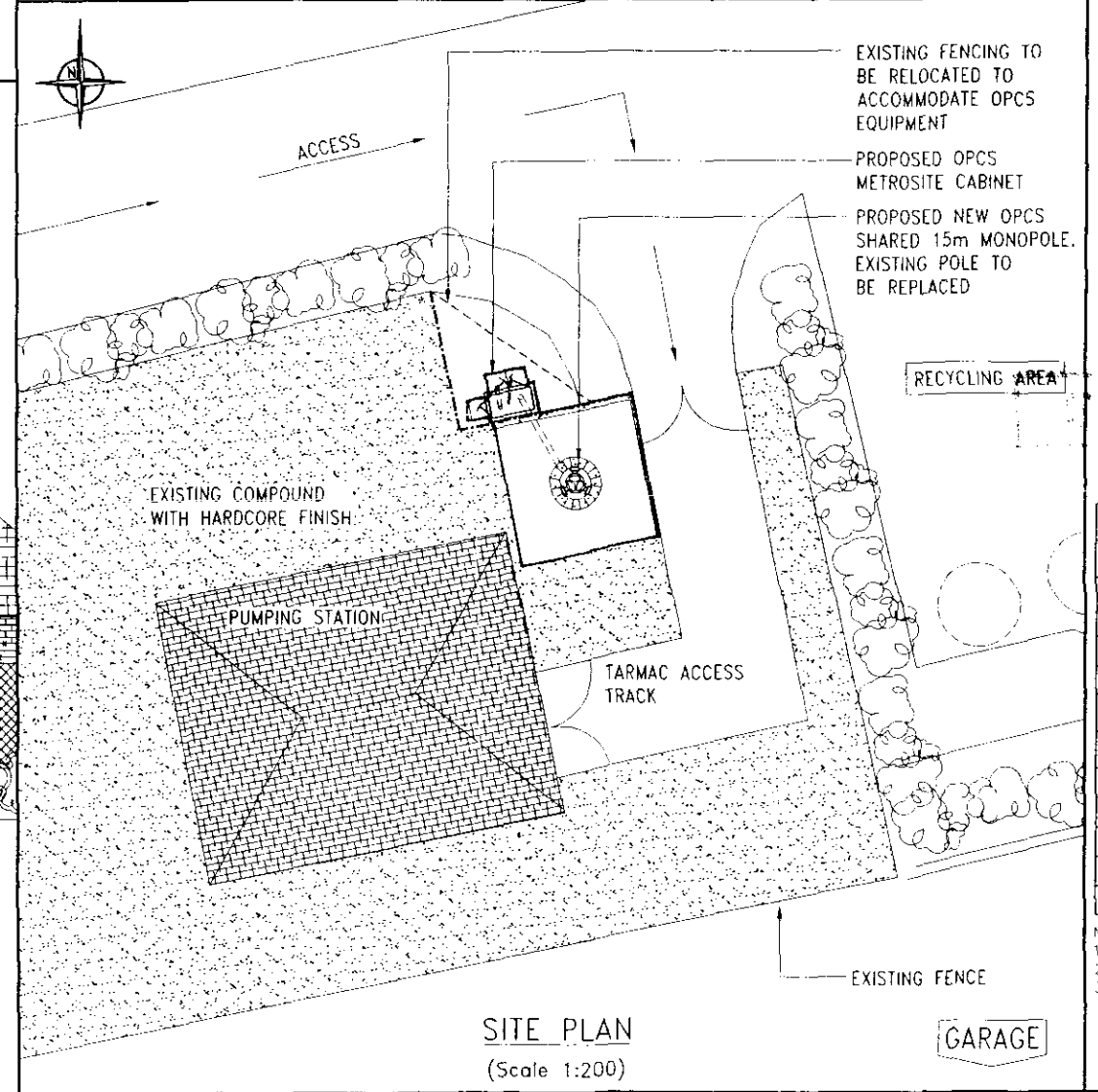


SITE PLAN
(Scale 1:200)

PROPOSED LOCATION OF SITE

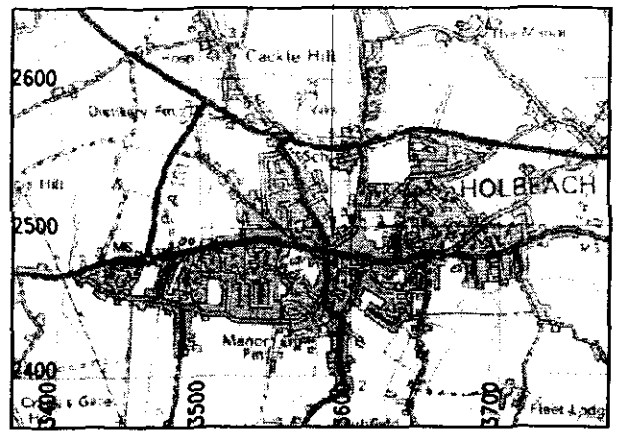


LOCATION PLAN
SCALE 1:50000

CROWN COPYRIGHT RESERVED
REPRODUCED WITH THE PERMISSION OF THE CONTROLLER OF H.M.'S STATIONARY OFFICE
OS LICENSE NUMBER - AL100034942

Easting: 535857
Northing: 324982

PROPOSED LOCATION OF POST

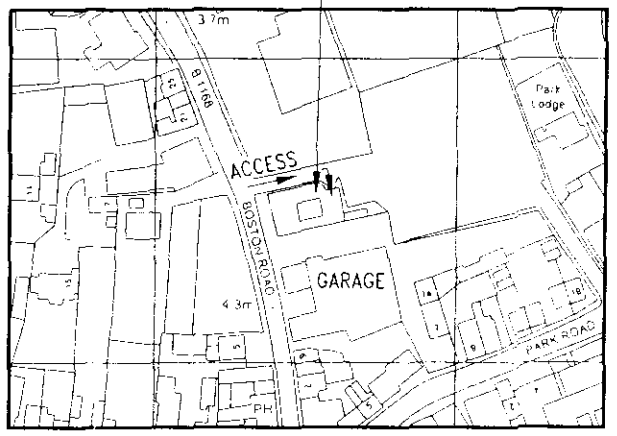


BLOCK PLAN
SCALE 1:2500

CROWN COPYRIGHT RESERVED
REPRODUCED WITH THE PERMISSION OF THE CONTROLLER OF H.M.'S STATIONARY OFFICE
OS LICENSE NUMBER - 100020449

FEEDER KEY

| REF | TYPE | OUTER DIA. (mm) | MIN BEND RAD (mm) | LENGTH | COLOUR | NAME |
|---|---|---|---|---|---|---|
| A1 | LDF 4-50 | 16 | 125 | 16000 | BLACK | F1 |
| B1 | LDF 4-50 | 13 | 125 | 16000 | BLACK | F2 |
| C1 | LDF 4-50 | 16 | 125 | 16000 | BLACK | F3 |

ANTENNA KEY

| ITEM | FUNCTION/ LINK NO. | SECTOR | TYPE / SIZE | BEARING | HEIGHT TO TOP OF ANTENNA FROM G/L | HEIGHT TO CENTRE OF DISH FROM G/L | REMOTE RFU Y/N |
|---|---|---|---|---|---|---|---|
| A1 | TX/RX | A1 | AL0004A | 0° | 12000 | | N |
| B1 | TX/RX | B1 | AL0004A | 120° | 12000 | | N |
| C1 | TX/RX | C1 | AL0004A | 240° | 12000 | | N |
| D1 | | | | | | | |
| D2 | | | | | | | |

NOTES:
1 DO NOT SCALE
2 ALL DIMENSIONS IN mm U.N.O.
3 NOTE INFORMATION HELD ON IMS TAKES PRECEDENCE OVER ALL KEYS AND SCHEDULES SHOWN

1464/01

SITE NUMBER LIN7016H

CONSULTANT
A·P·T
A Marconi company
UNIT C,
SOUTHMERE COURT,
ELECTRA WAY,
CREWE,
CHESHIRE, CW1 6GU.
TEL +44 (0) 1270 535500
FAX +44 (0) 1270 535502

THIS SITE CONFORMS TO OPCS RADIO SITE DESIGN DOC/SPEC 253 WITH THE FOLLOWING EXCEPTIONS:

A3 ORIGINAL
INCHES
0 1 2
0 10 20 30 40 50
MILLIMETRES

| ISS | DESCRIPTION | BY | DATE |
|---|---|---|---|
| 1 | FIRST ISSUE | | |

| SCALE | DRAWN | WOR | CHECKED | APPROVED |
|---|---|---|---|---|
| AS SHOWN | DATE 28.11.01 | DATE 11/12/01 | DATE | DATE 11/12/01 |

TITLE
GENERAL ARRANGEMENT
ANGLIAN WATER COMPOUND
BOSTON ROAD, HOLBEACH
SPALDING, LINCS, PE12 7LR

DRAWING NUMBER LIN7016H/01
ISSUE 1

orange™
St. James Court
Great Park Road
Almondsbury, Park
Bradley Stoke
Bristol
BS12 4QJ
Tel: 01454 624600
Fax: 01454 618501

EXISTING AWA YAGI ANTENNA TO BE RELOCATED ONTO PROPOSED OPCS LAMPOST AT 15m HEIGHT USING LAMP BRACKET

SEE PLAN DETAIL

RADIATION WARNING SIGNS TO BE VISIBLE ON FRONT AND REAR OF POST

PROPOSED OPCS 15m HIGH LAMPOST TO REPLACE EXISTING POST

700
1000
220
2000

15000 TO GROUND LEVEL

140
219

INSPECTION COVER @ 282" EGN

EXISTING 2.3m HIGH DIRICKX FENCING WITH 3No. STRANDS BARBED WIRE

1250
1250

GROUND LEVEL

PROPOSED 150mm DIA FEEDER CABLE DUCT WITH SLOW BEND

PROPOSED METROSITE CABINET

PROPOSED 100mm DIA ELECTRICAL SUPPLY DUCT

PROPOSED 54mm DIA B.T. DUCT FOR LEASED LINE

## ELEVATION OF MICROCELL EQUIPMENT VIEWING EAST DIRECTION

(Scale 1:100)

RADIO TRANSMITTERS OPERATING IN THIS AREA FOR FURTHER ADVICE CONTACT 0800 528151

Yellow triangle warns that radio antennas are operating in this area.

## SIGNAGE DETAIL

Ai 0°
A3 240°
A2 120°

## PLAN OF ALO030A ANTENNAS

(Scale 1:20)

PROPOSED 15m HIGH OPCS LAMPOST

PROPOSED 150mm DIA FEEDER CABLE DUCT WITH SLOW BEND

PROPOSED METROSITE CABINET

PROPOSED 100mm DIA ELECTRICAL SUPPLY DUCT

PROPOSED 54mm DIA B.T. DUCT FOR LEASED LINE

PROPOSED 2340 x 1850 x 750 DEEP CONCRETE BASE

## PLAN OF OPCS EQUIPMENT

(Scale 1:25)

EXISTING 2.3m HIGH DIRICKX FENCING WITH 3No. STRANDS BARBED WIRE

EXISTING CONCRETE BASE FOR EXISTING POLE TO BE REMOVED

PROPOSED OPCS EQUIPMENT (SEE PLAN FOR DETAILS)

ACCESS

RECYCLING AREA

EXISTING COMPOUND WITH HARDCORE FINISH

PUMPING STATION

EXISTING TARMAC ACCESS TRACK

GARAGE

## SITE PLAN

(Scale 1:200)

NOTES:
1 DO NOT SCALE FOR CONSTRUCTION PURPOSES
2 ORIGINAL DRAWING SIZE IS A3
3 ALL DIMENSIONS IN mm UNLESS
4 INFORMATION HELD ON IMS TAKES PRECEDENCE OVER ALL KEYS AND SCHEDULES SHOWN
5 THIS SITE CONFORMS TO OPCS RADIO SITE DESIGN SPEC 253 WITH THE FOLLOWING EXCEPTIONS
NONE

PROPOSED LOCATION OF SITE

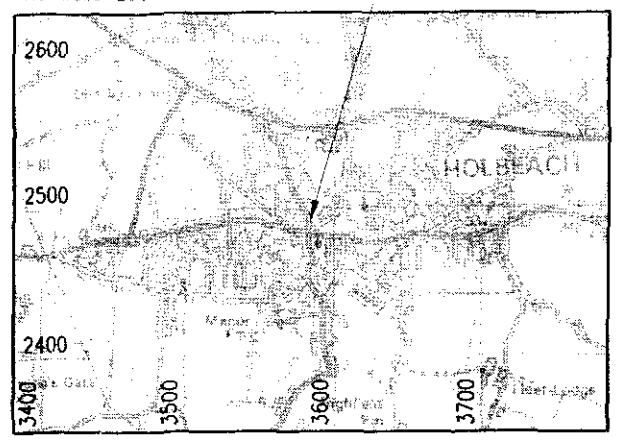


## LOCATION PLAN

SCALE 1:50000

CROWN COPYRIGHT RESERVED. REPRODUCED WITH THE PERMISSION OF THE CONTROLLER OF H.M.S. STATIONARY OFFICE OS LICENSE NUMBER - AL100034942

Easting: 535857
Northing: 324982

PROPOSED LOCATION OF POST

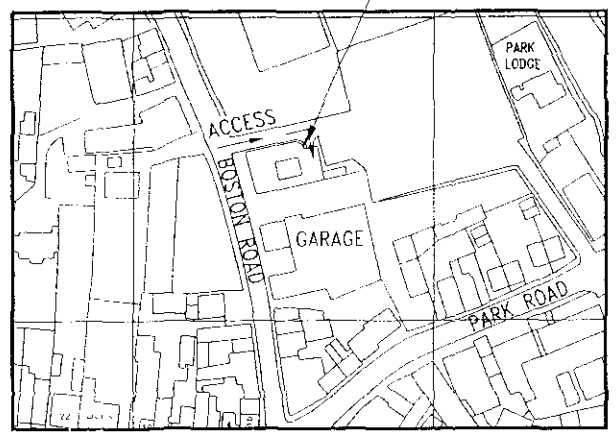


## BLOCK PLAN

SCALE 1:2500

CROWN COPYRIGHT RESERVED. REPRODUCED WITH THE PERMISSION OF THE CONTROLLER OF H.M.S. STATIONARY OFFICE OS LICENSE NUMBER - 100020449

## FEEDER KEY

| REF | TYPE | OUTER DIA. (mm) | MIN BEND RAD (mm) | LENGTH | COLOUR | NAME |
|---|---|---|---|---|---|---|
| A1 | LDF 4-50 | 16 | 125 | 14.8m | BLACK | F1 |
| B1 | LDF 4-50 | 16 | 125 | 14.8m | BLACK | F2 |
| C1 | LDF 4-50 | 16 | 125 | 14.8m | BLACK | F3 |
| D1 | - | - | - | - | - | - |
| D2 | - | - | - | - | - | - |

## ANTENNA KEY

| ITEM | FUNCTION/ LINK NO. | SECTOR | TYPE / SIZE | BEARING | HEIGHT TO TOP OF ANTENNA FROM G/L | HEIGHT TO CENTRE OF DISH FROM G/L | REMOTE RFU Y/N |
|---|---|---|---|---|---|---|---|
| A1 | TX/RX | A1 | AL0030A | 0° | 13.8m | - | N |
| B1 | TX/RX | B1 | AL0030A | 120° | 13.8m | - | N |
| C1 | TX/RX | C1 | AL0030A | 240° | 13.8m | - | N |
| D1 | - | - | - | - | - | - | - |
| D2 | - | - | - | - | - | - | - |

SITE NUMBER LIN7016H

CONSULTANT

A·P·T
A Marconi company

UNIT C,
SOUTHMERE COURT
ELECTRA WAY,
CREWE,
CHESHIRE, CW1 6GU.
TEL +44 (0) 1270 535500
FAX +44 (0) 1270 535502

THIS DRAWING TO BE READ IN CONJUNCTION WITH THE FOLLOWING DRAWING Nos.

1.
2
3

EQUIPMENT COLOURS (SPECIFIED BY BS No.)

1 POST - MATCH EXISTING
2 CABINET - BS 4800 12 B 29
3

| ISSUE | DESCRIPTION | BY | DATE |
|---|---|---|---|
| 1B | AMENDED POST TYPE, ANTENNA TYPE, OTHER MINOR MODS | MS | 15.3.02 |
| 1A | TITLE BLOCK UPDATED, PEQUIP AMENDMENTS | AB | 28.01.02 |
| 1 | FIRST ISSUE | AGP | 11.12.01 |

| SCALE | DRAWN | W.G.B. | CHECKED | J.P. | APPROVED | P.D.G. |
|---|---|---|---|---|---|---|
| AS SHOWN | DATE | 28.11.01 | DATE | 11.12.01 | DATE | 11.12.01 |

GENERAL ARRANGEMENT

ADDRESS
ANGLIAN WATER COMPOUND,
BOSTON ROAD,
HOLBEACH, SPALDING,
LINCOLNSHIRE PE12 7LR

DRAWING NUMBER
LIN7016H/01

ISSUE
1B

St. James Court
Great Park Road
Almondsbury Park
Bradley Stoke
Bristol
BS12 4QJ
Tel. 01454 624600
Fax. 01454 615500

# ICNIRP Design Declaration

**Orange Statement**

Orange strategy is to abide by compliance limits set by ICNIRP for both Public and Occupational environments. The ICNIRP Public recommendations have been interpreted by the European Commission and this guidance accepted by the UK government and the IEGMP (Stewart Report). All operators in the UK will now work to these guidelines for publicly accessible areas.

Due to the wide variety of equipment, designs, configurations and potential future upgrades that need to be considered in order to prove compliance with the ICNIRP Public recommendations Orange have included Site Design requirements in Spec 252, Spec 253, Plan 168 and Spec 201.

Orange SA can confirm that when a site is designed and constructed strictly in accordance with these documents, it will satisfy the compliance limits set by ICNIRP for Public environments.

E Reilly CEng, BEng, MIEE, MIMgt

**Designers Statement**

This is to confirm that:

| | | | |
|---|---|---|---|
| **Site No** | LIN7016H | **Site Name** | Anglian Water Compound |
| **Designed on** (insert date design started) | 25/03/02 | **By** | Philip Goldup |
| Detailed on the following drawings (include all revision numbers) | | | LIN7016H/01/1B |

This site is designed in accordance with Orange Documentation :

Spec 252 Macrocell Site Design Document or Spec 253 Microcell Site Design Document. Plan 168 3G Site Design Strategy; Spec 201 Safety & Information Signage Specification for Orange PCS Limited Radio Sites.

Versions current at design date given above.

With {**No** / ~~**the following**~~} variations:
Delete as applicable

**Note** full details of any variations must be attached and signed by the Orange Network Planner as being required and meeting the compliance limits set by ICNIRP for Public environments.

| | | |
|---|---|---|
| Signed: P D Goldup | Print Name: P D Goldup | Company Address: APT Marconi, Southmere Court, Electra Way, Crewe, Cheshire CW1 6GU |
| Position: Plos. ENGINEER | Date: 25/3/02 | |

PROVIDED PLAN

Ref 14 64/01