

SIDE ELEVATION (EXISTING)

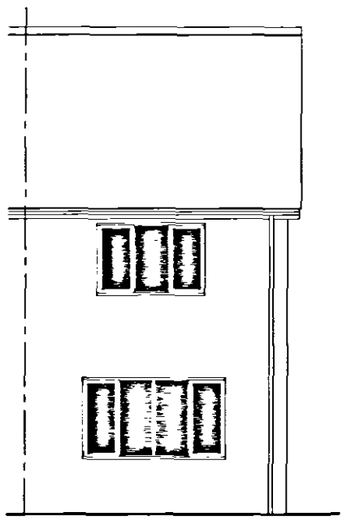

REAR ELEVATION (EXISTING)

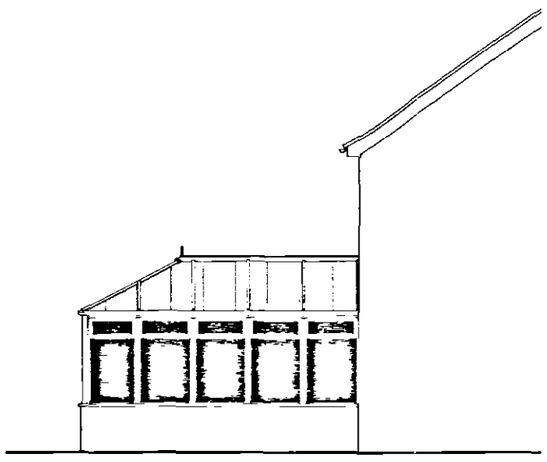

SIDE ELEVATION (PROPOSED)

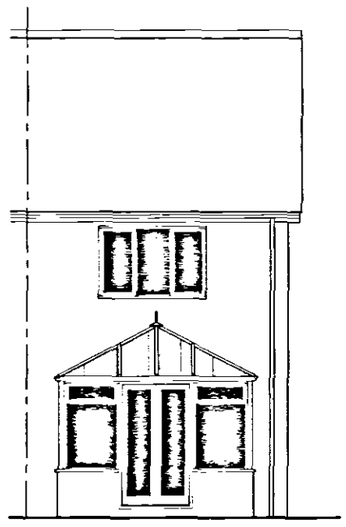

REAR ELEVATION (PROPOSED)

LIMITATIONS.
This drawing is limited in the amount of information contained and does not purport to contain a full specification of the works. It is solely for the purpose of obtaining Planning/ Building Regulation approval.
The drawing must not be used as a contract document alone.
All dimensions shall be taken from site from actual work. Under no circumstances shall measurements be scaled from this drawing for construction or ordering purposes.
All given dimensions shall be checked by the Builder/ Contractor and will be his responsibility from commencement of site works.
The works will not be supervised or inspected on site by C.A.D. or any representative thereof. It is the client or their appointed agents responsibility to control workmanship, substitution of materials, adherence to specification, variations to contract etc.

COPYRIGHT RESERVED.
Copies of this drawing must be made only with the written permission of Cooper Architectural Design.

STANDARDS.
All materials to be new unless otherwise stated and all components and materials etc. to be used fitted and installed etc. in strict accordance with manufacturers instruction and relevant Code of Practice.
Materials shall conform to appropriate British Standard Specification or BBA Certificate or European Code equivalent.

HEALTH & SAFETY.
The Employer/ Client shall ensure that the selected contractor is conversant with and adopts all measures necessary to achieve compliance with Health & Safety legislation for Building Sites and Work Places.
The Employer / Client is advised that should the works need to comply with the Construction Design and Management Regulations an independant Planning Supervisor will be required.

SCOPE OF THE WORKS.
The works shall comprise of all that is shown on the drawing and details. Work that may not be specifically shown but may be reasonably inferred as necessary to carry out the works shall be deemed to be included.

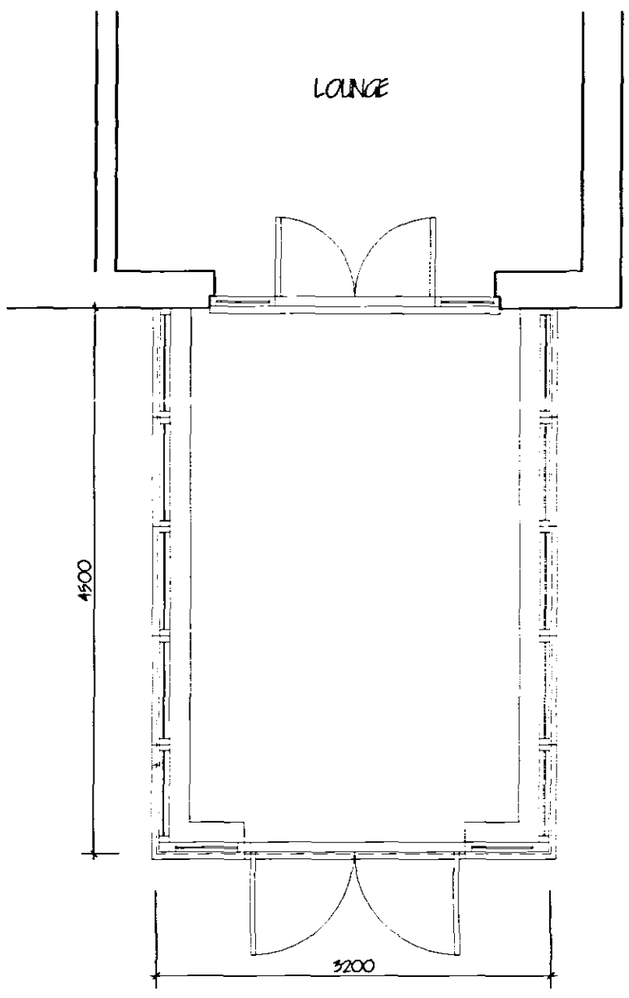

FLOOR PLAN (PROPOSED)

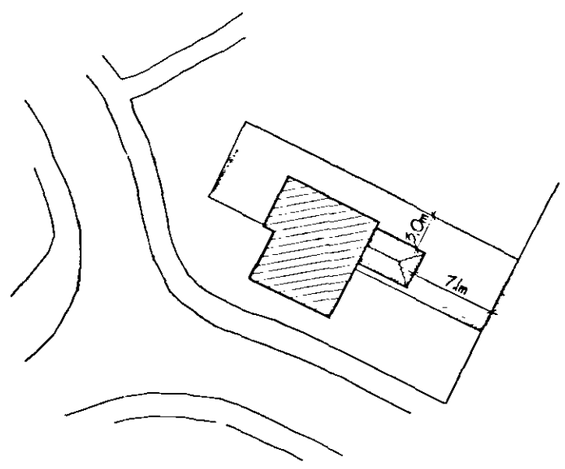

LOCATION PLAN 1:2500



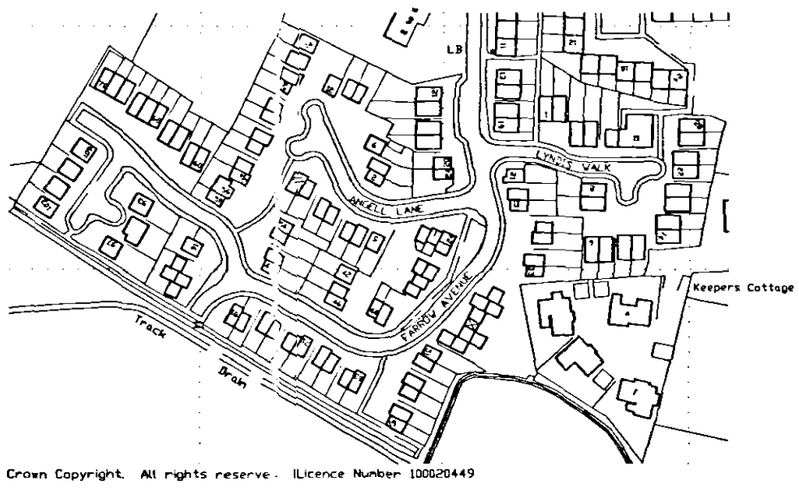

Crown Copyright. All rights reserve. ILicence Number 100020449

BLOCK PLAN 1:500

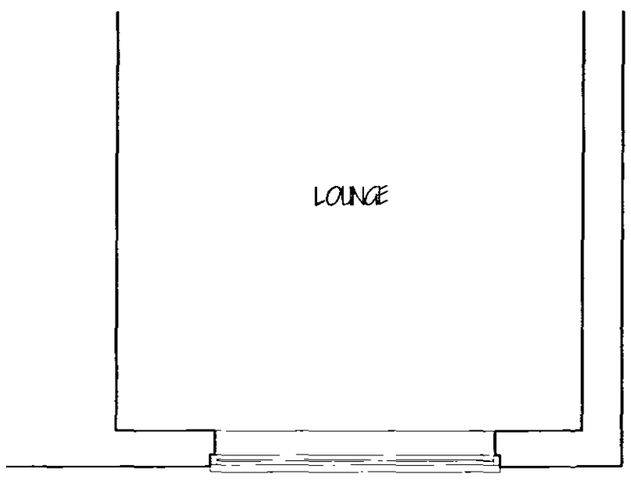

FLOOR PLAN (EXISTING)

DETERMINED PLAN

SHDC
PLANNING & DEVELOPMENT
14 NOV 2005
Ref. 1566/05

revision	date	init.	revision details.

COOPER ARCHITECTURAL DESIGN
WRIGHTS MEWS, 12A PARK ROAD,
HOLBEACH, SPALDING, LINC'S PE12 7EE
Tel/Fax : 01406 423762
Mobile : 07808 125 778

Client.
MR P GORDON

Project.
PROPOSED CONSERVATORY
50 FARROW AVENUE
HOLBEACH
SPALDING
LINC'S.

Drawing.

Scale	1:50 1:100	Drawing No.	0520-01
Date.	NOV. '05	Drawn.	J.C.