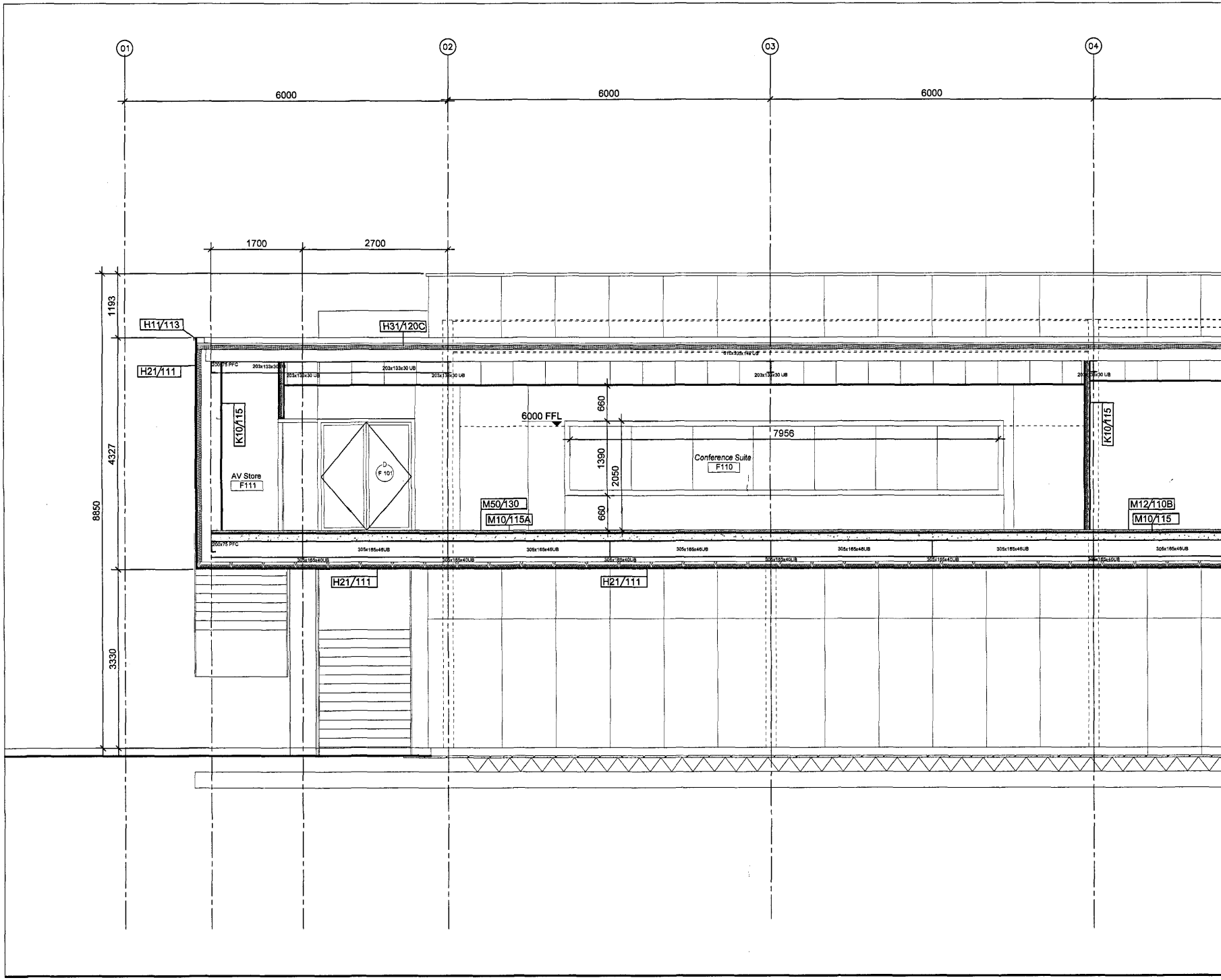
01
02
03
04
6000
6000
6000
1700
2700
8850
1193
4327
3330
H11/113
H31/120C
H21/111
K10/115
200x75 PFC
203x133x30 UB
203x133x30 UB
203x133x30 UB
203x133x30 UB
203x133x30 UB
6000 FFL
660
1390
2050
660
7956
Conference Suite
F110
AV Store
F111
D
F 101
M50/130
M10/115A
M12/110B
M10/115
K10/115
200x75 PFC
305x165x46UB
305x165x40UB
H21/111
H21/111

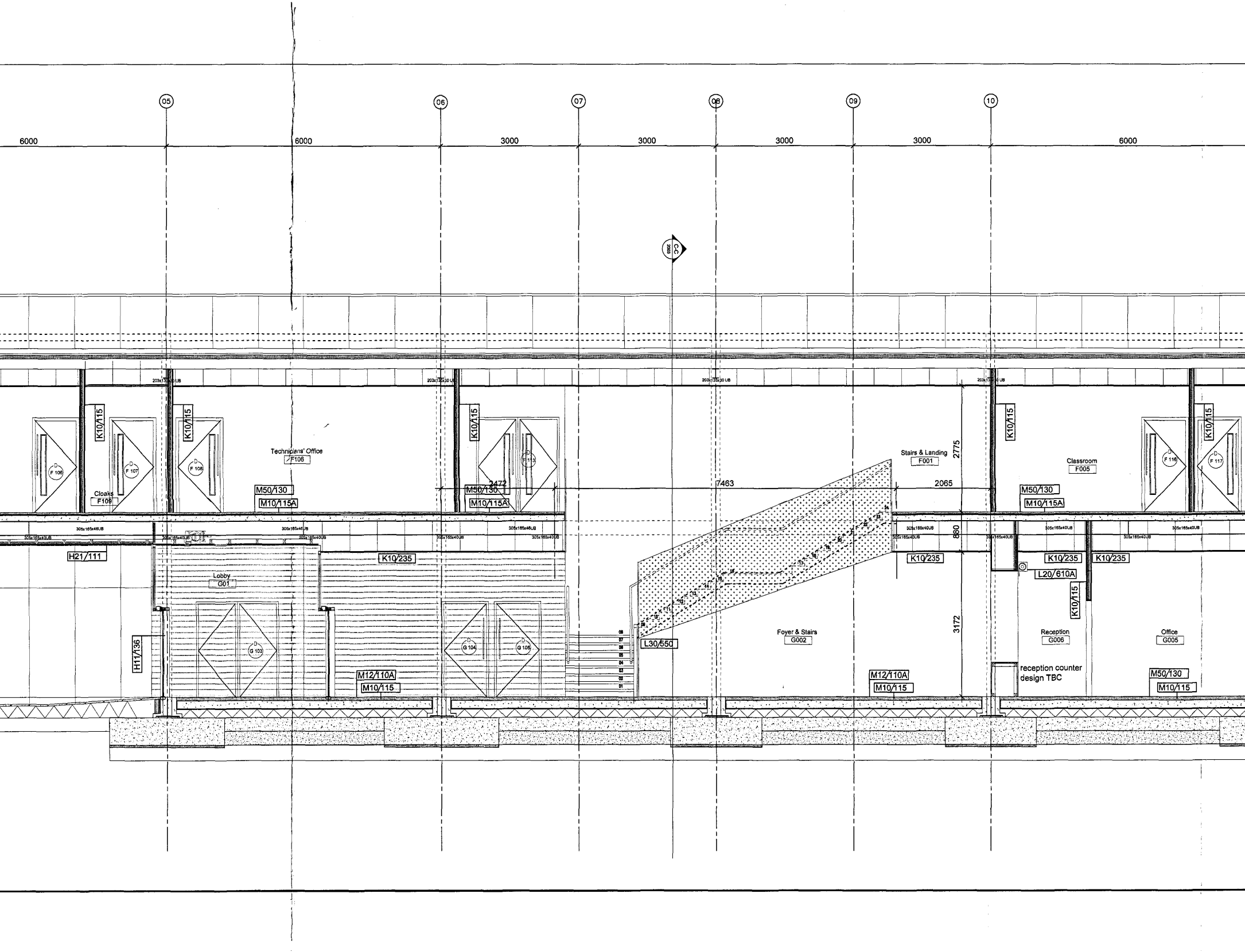
05
06
07
08
09
10
6000
6000
3000
3000
3000
3000
6000
C-C
2003
203x133x30 UB
203x133x30 UB
203x133x30 UB
203x133x30 UB
K10/115
K10/115
K10/115
K10/115
K10/115
D F 106
D F 107
D F 108
D F 113
D F 116
D F 117
Cloaks
F109
Technicians' Office
F106
M50/130
M10/115A
2472
M50/130
M10/115A
7463
Stairs & Landing
F001
2775
2065
Classroom
F005
M50/130
M10/115A
305x165x46UB
305x165x40UB
305x165x46UB
305x165x40UB
305x165x40UB
305x165x46UB
305x165x40UB
305x165x40UB
305x165x40UB
305x165x40UB
305x165x40UB
305x165x40UB
880
H21/111
K10/235
K10/235
K10/235
K10/235
L20/610A
K10/115
Lobby
G01
H11/136
D G 103
D G 104
D G 105
M12/110A
M10/115
01
02
03
04
05
06
07
08
09
10
11
12
13
14
15
16
17
18
19
20
21
22
23
24
L30/550
Foyer & Stairs
G002
3172
M12/110A
M10/115
Reception
G006
reception counter
design TBC
Office
G005
M50/130
M10/115

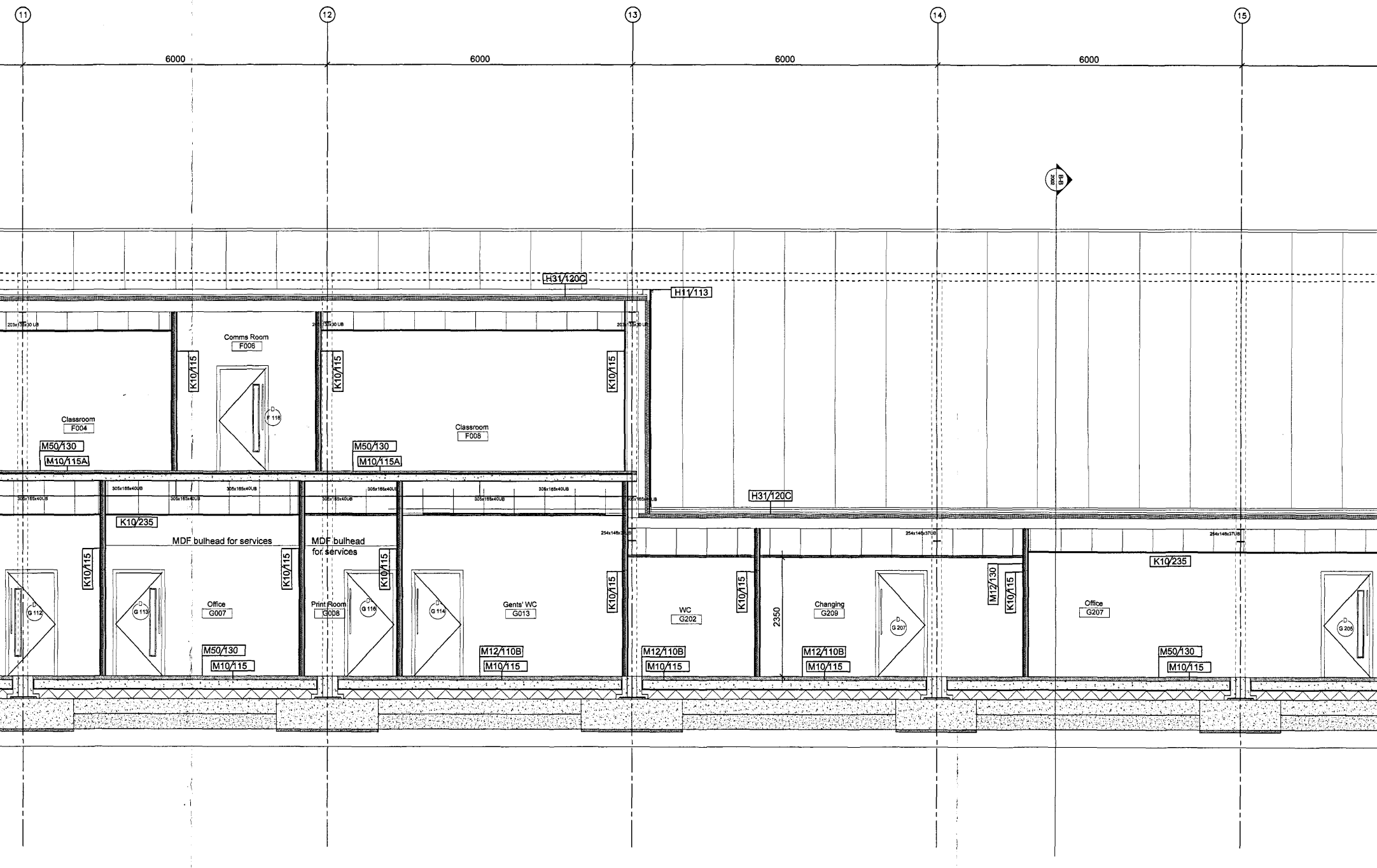

11
12
13
14
15
6000
6000
6000
6000
B-B
2002
H31/120C
H11/113
203x133x30 UB
203x133x30 UB
203x133x30 UB
Comms Room
F006
K10/115
K10/115
K10/115
D
F 118
Classroom
F004
M50/130
M10/115A
Classroom
F008
M50/130
M10/115A
305x165x40UB
305x165x40UB
305x165x40UB
305x165x40UB
305x165x40UB
305x165x40UB
305x165x40UB
305x165x40UB
305x165x40UB
305x165x40UB
H31/120C
254x146x37UB
254x146x37UB
254x146x37UB
K10/235
MDF bulhead for services
MDF bulhead for services
K10/115
K10/115
K10/115
K10/115
K10/115
K10/115
D
G 112
D
G 113
Office
G007
Print Room
G008
D
G 116
D
G 114
Gents' WC
G013
M50/130
M10/115
M12/110B
M10/115
M12/110B
M10/115
WC
G202
2350
Changing
G209
M12/110B
M10/115
D
G 207
M12/130
K10/235
Office
G207
M50/130
M10/115
D
G 205

NOTES

CONTRACTOR TO CHECK ALL DIMENSIONS ON SITE
DO NOT SCALE

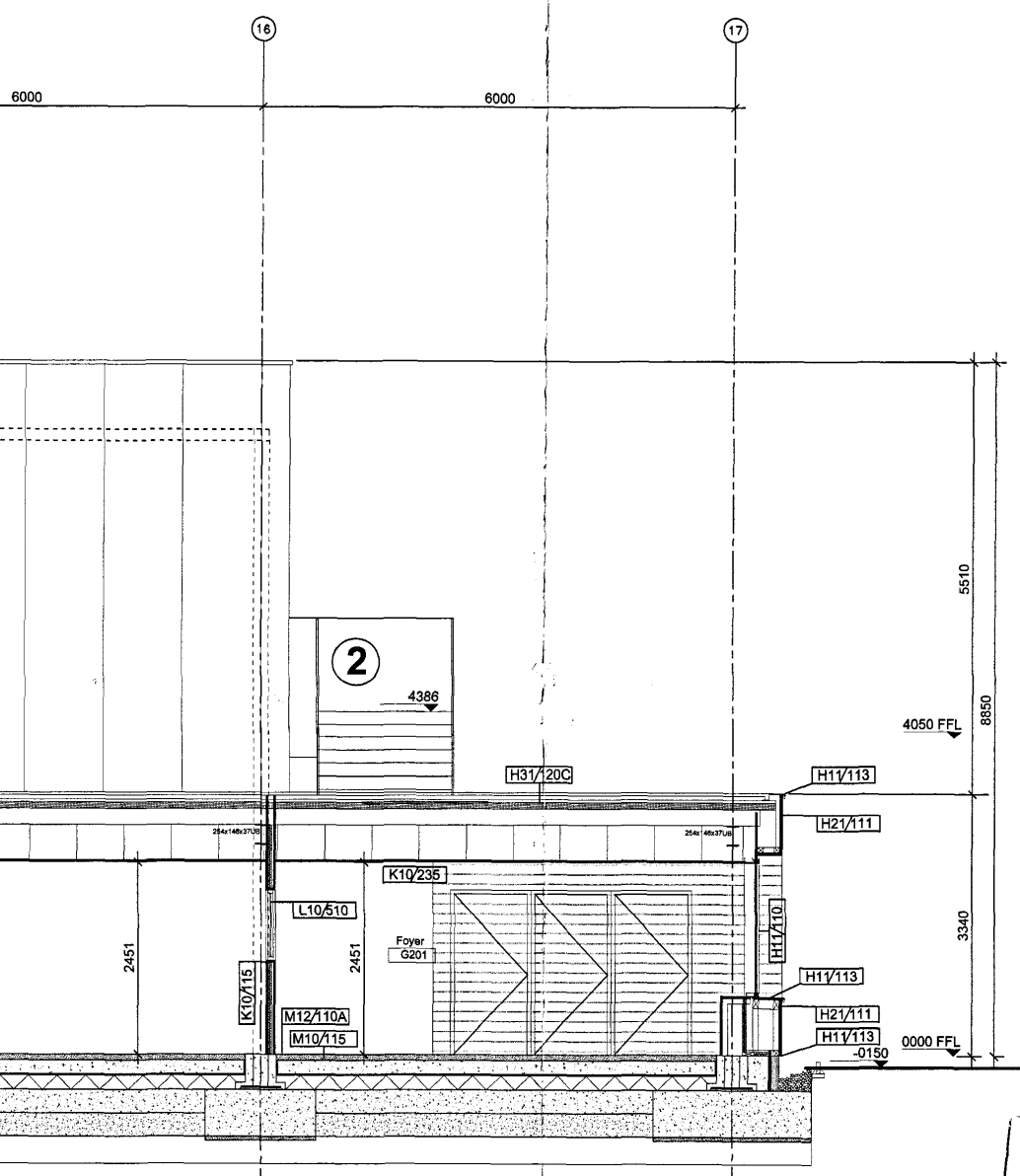
16
17
6000
6000
2
4386
4050 FFL
5510
8850
3340
H31/120C
H11/113
H21/111
254x146x37UB
254x146x37UB
K10/235
L10/510
Foyer
G201
2451
2451
H11/110
K10/115
H11/113
M12/110A
H21/111
M10/115
H11/113
-0150
0000 FFL

SECTION A-A, SCALE 1:50

Section to be read in conjunction with Outline Building Specification 9006

SHDC
PLANNING & DEVELOPMENT
13 DEC 2006
Ref. 1723/06

DETERMINED
PLAN

Rev	Description	Date	Drwn
A	Foundations amended, spec ref. added, DRAWING SIZE CHANGED	15.11.06	ks

UNIVERSITY OF
LINCOLN

UL | Architects
PLANNING & DEVELOPMENT DIVISION
ESTATES AND FACILITIES
SERVICE BUILDING
BRAYFORD POOL
LINCOLN, LN6 7TS
TEL: 01522 886749 FAX:01522 886247

PROJECT. **Holbeach Development Phase 2**	
No. **442**	
DWG TITLE. **Proposed Sections A-A**	
DWG No. **2001**	REV **A**
DRWN BY. **ks**	CHECKED BY.
SCALE. AX@ **1:50**	DATE **26/09/06**