PROPOSED ALTERATIONS TO SHOP 23 HIGH STREET LONG SUTTON FOR MR. R. D. GAMMON.

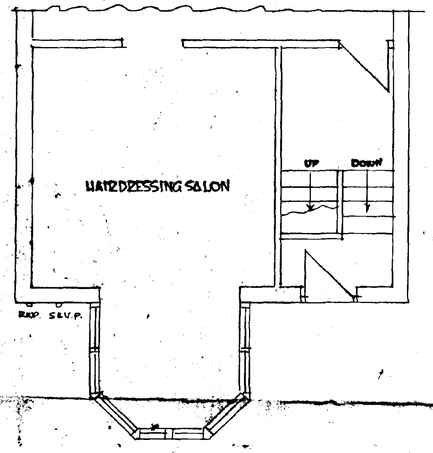

EXISTING PLAN.

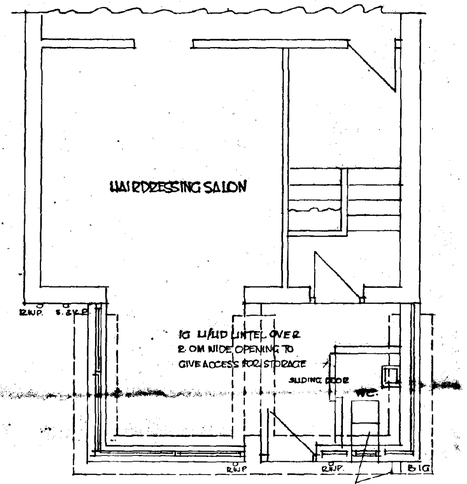

PROPOSED PLAN

SCALE: 1/50

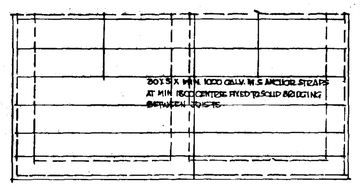

ROOF PLAN.

BUILT-UP FELT ROOFING: ASBESTOS BASE WITH 12.7 THICK CHIPPING FINISH. MIN. 8.5 THICK TIMBREX INSULATION BONDED TO 12.5 THICK FIBREBOARD VAPOUR BARRIER ON 19 THICK EXT. QUALITY PLYWOOD DECKING 38 X 150 JOISTS AT 400 CENTERS WITH FIRRINGS TO GIVE MIN. 75 FALL IN 3.0M. FELT DRESSED UP WALLS MIN. 150 UPSTAND TO CODE 4. LEAD FLASHING. CEILINGS LINED WITH 12.5 THICK PLASTERBOARD WITH ARTEX OR SIMILAR FINISH. ALL STRUCTURAL TIMBERS TO BE SC3 GRADE - R. W. GOODS TO BE DOWNEY HOUSE. GUTTER. 125 DOWNPIPE OR EQUAL.

PVC. DOUBLE GLAZED UNITS BY SPECIALIST WITH STEEL REINFORCED MULLIONS & RING BEAM. DETAILS OF THESE UNITS TO BE APPROVED BEFORE COMMENCEMENT. ALL GLAZING TO APPROVED DOCUMENT N. ALL GLAZED AREAS BELOW 800 FROM FLOOR LEVEL & ALL DOORS TO BE IN TOUGHENED GLASS TO B. S. 6206, 1S1. NATURAL VENTILATION AREA TO W.C. WINDOW TO BE NOT LESS THAN 1/20 OF ROOM FLOOR AREA.

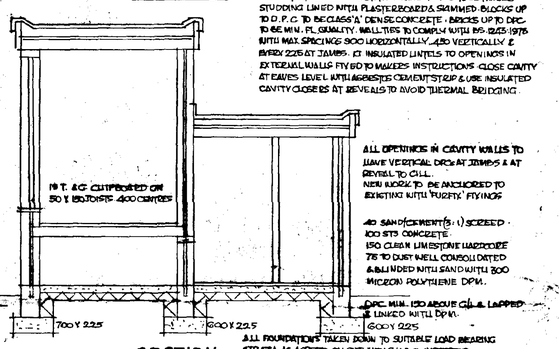

SECTION.

EXTERNAL WALLS OF 103 BRICK TO MATCH EXISTING, 68 CAVITY WITH 25 THERM INSULATION & 100 LYTAG THERMAL BLOCKS PLASTERED TWO COAT INTERNALLY. PARTITION WALLS TO W.C.'S TO BE TIMBER STUDDING LINED WITH PLASTERBOARD & SKIMMED. BLOCKS UP TO D.P.C. TO BE CLASS 'A' DENSE CONCRETE. BRICKS UP TO D.P.C. TO BE MIN. FL. QUALITY. WALL TIES TO COMPLY WITH BS 1243:1978 WITH MAX. SPACINGS 900 HORIZONTALLY & 450 VERTICALLY & EVERY 225 AT JAMBS. ALL INSULATED LINTELS TO OPENINGS IN EXTERNAL WALLS FIXED TO MAKERS INSTRUCTIONS. CLOSE CAVITY AT EAVES LEVEL WITH ASBESTOS CEMENT STRIP & USE INSULATED CAVITY CLOSERS AT REVEALS TO AVOID THERMAL BRIDGING.

ALL OPENINGS IN CAVITY WALLS TO HAVE VERTICAL DPCS AT JAMBS & AT REVEAL TO CILL.
NEW WORK TO BE ANCHORED TO EXISTING WITH 'FUZZY' FIXINGS

40 SAND/CEMENT (3:1) SCREED.
100 STS CONCRETE
150 CLASS N LIMESTONE HARDCORE
75 TO DUST WELL CONSOLIDATED & BLINDED WITH SAND WITH 300 MICRON POLYTHENE DPM.

DPC. MIN. 150 ABOVE G.L. & LAPPED & LINKED WITH DPM.
600 Y 225

ALL FOUNDATIONS TAKEN DOWN TO SUITABLE LOAD BEARING STRATA AS AGREED ON SITE WITH S.H.D.C. INSPECTOR.
TRENCHES BACKFILLED INTERNALLY WITH LEAN MIX CONCRETE WELL CONSOLIDATED CONCRETE TO BE 5STR GRADE.
FILL CAVITY TO 150 OF DPC WITH LEAN MIX CONCRETE.

ALL DRAINS TO BE CONSTRUCTED IN ACCORDANCE WITH B.S. PVC. PIPES LAID IN STRAIGHT LINES TO SELF CLEANING GRADIENTS (FOUL 1:70 - S.W. 1:100). MANHOLE PASSING THROUGH EXTERNAL WALLS TO HAVE R.C. LINTEL OVER & 50 SPACE ALL ROUND THE PIPE. ALL PIPES TO HAVE 150 MIN. GRAVEL BED & SURROUND & NOWHERE LESS THAN 600 OF COVER. TO HAVE 150 THICK CONCRETE COVER EXTENDING MIN. 150 ON EITHER SIDE OF TRENCH. ALL GULLEYS TO BE ROD-ABLE. 32 DIAM. WASTE TO BASIN WITH 75 DEEP SEAL TRAP & RODDING EYES AT EACH CHANGE OF DIRECTION.
FOUL DRAINS CONNECTED TO PUBLIC SEWER. V.I.A.
EXISTING M.H.
ROOF WATER DRAINS CONNECTED TO 1M² SOAK. 6M RUBBLE SOAKAWAY SITED MIN 5M. FROM ANY BUILDING.

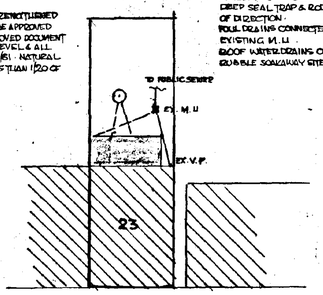

HIGH STREET

BLOCK PLAN. SCALE: 1/250.

REAR ELEVATION

AS EXISTING

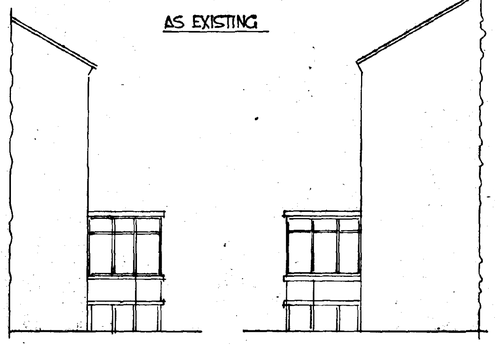

SIDE ELEVATION. SIDE ELEVATION.

SCALE: 1/100

AS PROPOSED

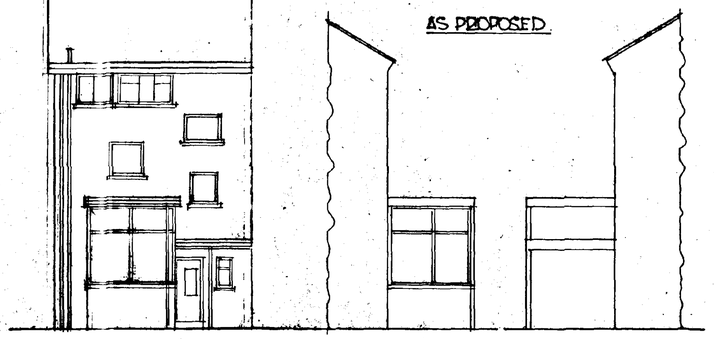

REAR ELEVATION SIDE ELEVATION. SIDE ELEVATION

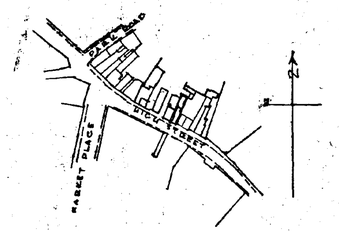

LOCATION PLAN. SCALE: 1/2500

SOUTH HOLLAND DC
HOUSING & PLANNING
19 JUL 1995
678/95

DETERMINED
PLAN