© 2000 Waldeck Associates Ltd

NOTES

1. DO NOT SCALE THIS DRAWING.
2. ALL DIMENSIONS ARE IN MILLIMETRES UNLESS STATED OTHERWISE.
3. THIS DRAWING IS TO BE READ IN CONJUNCTION WITH ALL OTHER RELEVANT DRAWINGS.

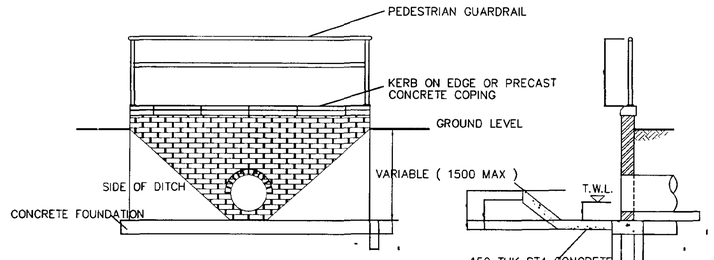

FRONT ELEVATION

SECTION

NOTES

1. BRICKWORK TO BE 'ENGLISH GARDEN WALL' BOND.
2. FOUNDATION TO BE GRADE C25P CONCRETE TO CLAUSE 2602
3. COLD WEATHER WORKING TO CLAUSE 1709
4. BRICKS TO BE CLASS B ENGINEERING BRICKS TO B.S. 3921
5. MORTAR TO BE CLASS 1 TO CLAUSE 2404
6. COPING TO BE PRECAST CONCRETE COPING TO B.S. 37989 OR PRECAST CONCRETE KERB TO B.S. 340 LAID ON EDGE.
7. OUTLET TO HAVE A MILD STEEL GRILLE
8. PEDESTRIAN GUARDRAIL TO BE GALVANISED MILD STEEL.

(CLAUSE NUMBERS REFER TO THE SPECIFICATION FOR HIGHWAY WORKS (H.M.S.O. 1986) AND AMENDMENTS.)

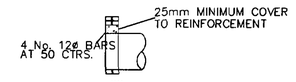

CONCRETE LINTEL PROTECTION TO PIPE
(ALTERNATIVE TO BRICK ARCH SHOWN ABOVE)

HEADWALL DETAIL A

OUTFALL UNIT TO DETAIL B

denotes STORM WATER DRAINAGE

denotes FOUL WATER DRAINAGE

denotes STORM WATER MANHOLE

denotes FOUL WATER MANHOLE

denotes GULLY

PF denotes: PRIVATE FOUL INSPECTION CHAMBER

PRIVATE FOUL IS INDICATIVE ONLY AND IS TO BE DETERMINED BY OTHERS TO SUIT DEVELOPERS REQUIREMENTS

PS denotes: PRIVATE SURFACE WATER INSPECTION CHAMBER

PRIVATE SURFACE WATER IS INDICATIVE ONLY AND IS TO BE DETERMINED BY OTHERS TO SUIT DEVELOPERS REQUIREMENTS

STRUCTURAL CONCRETE TO BE IN ACCORDANCE WITH BS 5328 AND TO BE NOT LESS THAN GRADE FND2 WHEN REINFORCED AND GRADE GEN3 IN ALL OTHER SITUATIONS

CAST CONCRETE SHALL BE FINISHED TO PRODUCE A "FAIR" SURFACER WHERE EXPOSED AND SHALL HAVE A "ROUGH" FINISH IN ALL OTHER AREAS (Finishes as defined in Civil Engineering Specification for the Water Industry – 4th Edition)

EXTERNAL CORNERS OF CAST CONCRETE SHAL HAVE 30mm CHAMFERS

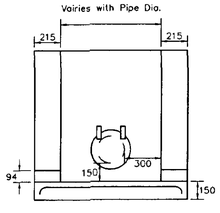

OPEN DITCH OUTFALL DETAILS

SCALE 1:20

DETAIL B

SOUTH HOLLAND DC
HOUSING & PLANNING
09 AUG 2000
Ref:

Rev.	Amendments	Rev'd By	Date
A	VISBILITY SPLAY ADDED	JB	AUG 00

Client: ASHWOOD HOMES

Project: DANIEL'S GATE, LONG SUTTON

Title: DRAINAGE LAYOUT

Job No: 32429

Drawing No: 32429/A1/03A

Status: PRELIMINARY

Scale: 1:500 | Date: JUN 00

Project Engineer: JPB | Drawn By: JB | Checked By:

Waldeck Associates
Consulting Civil & Structural Engineers
Kesteven Business Centre
2 Kesteven Street
Sleaford,
Lincs.
NG34 7DT
Tel. 01529 415909
Fax. 01529 414844
E-mail. eng@waldecka.freeserve.co.uk