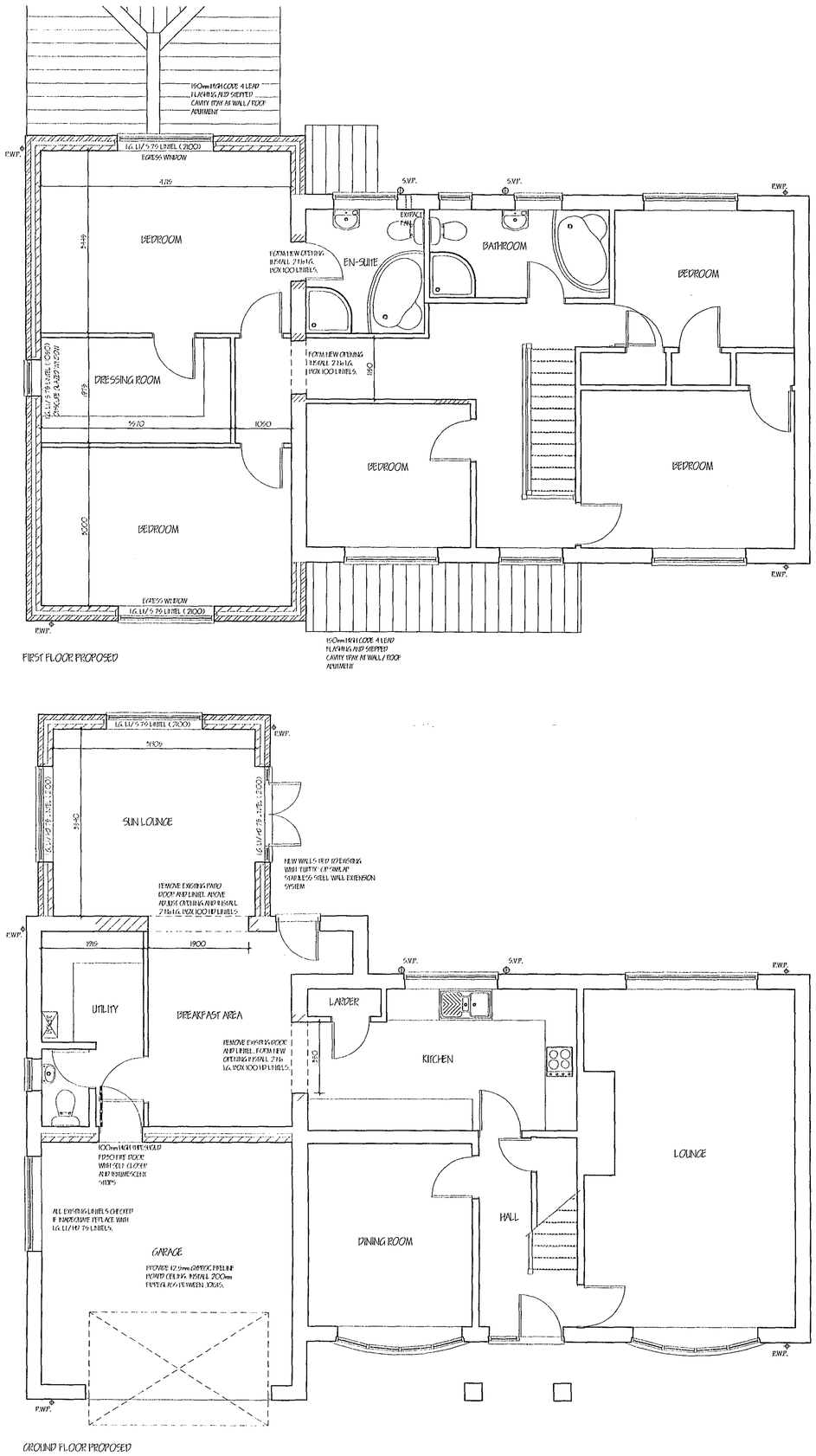


FIRST FLOOR PROPOSED

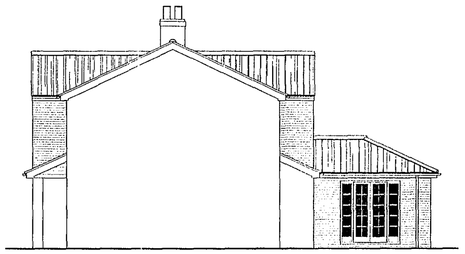
GROUND FLOOR PROPOSED



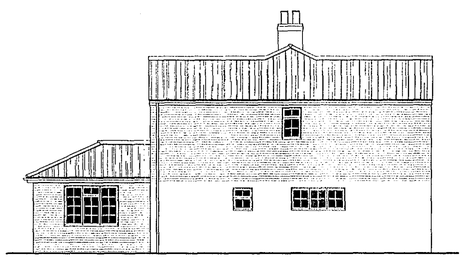
SOUTH - WEST ELEVATION



NORTH - EAST ELEVATION



NORTH - WEST ELEVATION



SOUTH - EAST ELEVATION

GENERALITIES.
This drawing is issued in this format & information contained, and does not permit the written specification of the work. It is solely for the purpose of obtaining Planning / Building Regulation approval & cannot be used for any other purpose without the written consent of Cooper Architectural Design.
All dimensions shall be taken from site from a trial work. Under no circumstances shall measurements be scaled from this drawing for construction or ordering purposes.
All given dimensions shall be checked by the Builder / Contractor and shall be responsible for from commencement of the work.
The works will not be supervised or inspected in any way by C.A.D. or any representative thereof, & the client or their appointed contractors undertake to carry out the work in accordance with the drawings, specifications, and any relevant statutory requirements.

COPYRIGHT RESERVED.
Copies of this drawing may not be made only with the written permission of Cooper Architectural Design.

STANDARDS.
All materials to be new unless otherwise stated, and all components, materials etc. to be used fixed, and installed etc. in strict accordance with manufacturers instructions or the British Code of Practice.
Materials shall conform to appropriate British Standards where applicable.
All work to be carried out in a Workmanlike manner to Good Building Practice.

HEALTH & SAFETY.
The Employer / Client shall ensure that the selected contractor or persons employed, and who's subsequent employment by the client, shall comply with the Construction (Design and Management) Regulations, or subsequent Health & Safety Legislation.
The Employer / Client is advised that the Contractor will be responsible for ensuring that adequate Temporary Supervision will be provided.

SCOPE OF THE WORKS.
The works shall comprise of all that is shown on the drawings and details. Work that may not be specifically shown but may be reasonably inferred as necessary in order to carry out the works shall be deemed to be included.

DETERMINED PLAN

SHDC PLANNING & DEVELOPMENT 28 JUN 2007 Ref. 0873/07

revision	date	init.	revision details.

COOPER ARCHITECTURAL DESIGN
WYDMERE COTTAGE, INGOLDSGATE FLEET, SPALDING, LINCS PE12 8LF
Tel : 01406 426899
Mobile : 07808 125 778

Client.
MR & MRS M WILSON

Project.
PROPOSED EXTENSION TO YEAR HOUSE
1 WEASENHAM ROAD
LONG SUTTON
SPALDING
LINCS. PE12 9AG

Drawing.
PROPOSED

Scale	1:50 1:100	Drawing No.	0627-02
Date.	JUNE 07	Drawn.	J.C.