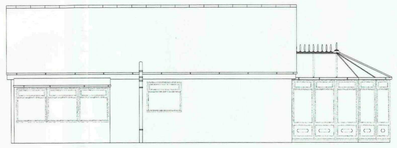
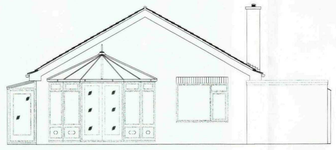


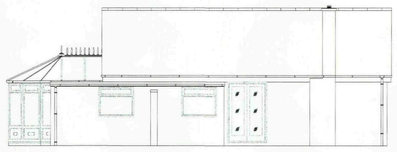
EXISTING FRONT (NORTH) ELEVATION



EXISTING SIDE (WEST) ELEVATION



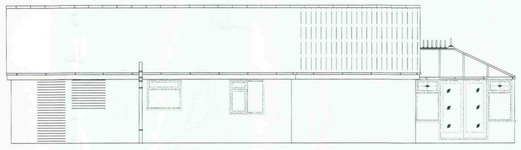
EXISTING FRONT (SOUTH) ELEVATION



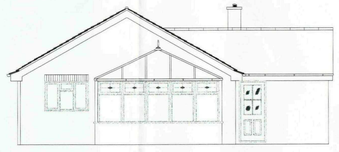
EXISTING FRONT (EAST) ELEVATION



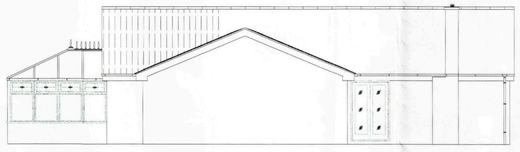
PROPOSED FRONT (NORTH) ELEVATION



PROPOSED SIDE (WEST) ELEVATION



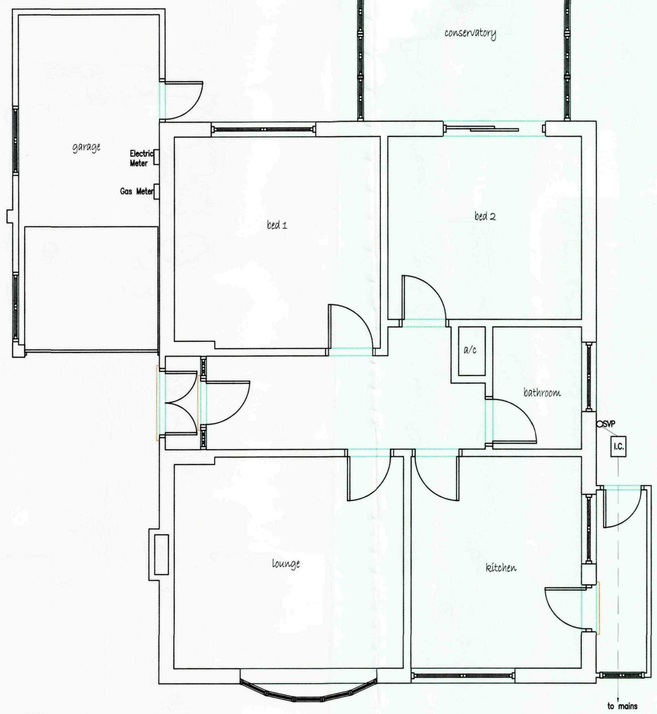
PROPOSED FRONT (SOUTH) ELEVATION



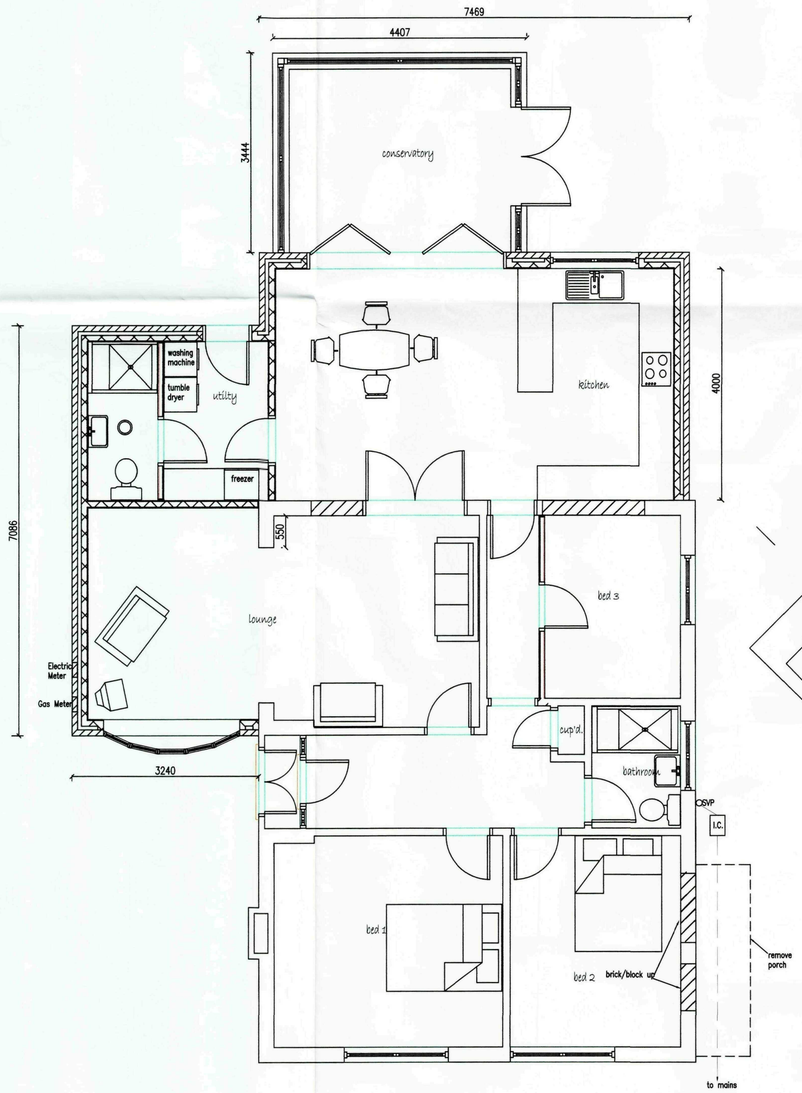
PROPOSED FRONT (EAST) ELEVATION



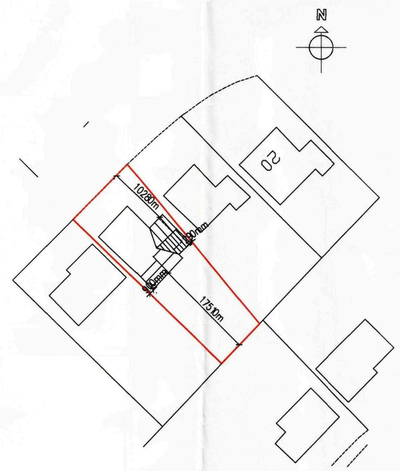
SITE PLAN



EXISTING FLOOR PLAN



PROPOSED FLOOR PLAN



BLOCK PLAN

Ref:	Revision:	Date:

WENMAN DESIGN SOLUTIONS Ltd.
2 Austendyke Road
Weston Hills
Spalding
Lincs. PE12 6BX
Tel : 01775 724171
Fax : 01775 720445
Mobile : 0784 1718457
enquiries@wenmanbuildingdesign.co.uk

Project:

PROPOSED SINGLE STOREY REAR EXTENSION AT
16 STURTON WAY, LONG SUTTON, SPALDING, LINCS.

Client:

MRS H. PATTERN
THE HOLLIES
CHAPEL GATE
GEDNEY, SPALDING
LINCS

DRAWING:

EXISTING ELEVATIONS
PROPOSED ELEVATIONS
EXISTING FLOOR PLAN
PROPOSED FLOOR PLAN
SITE PLAN
BLOCK PLAN

DRAWING N°:	DATE:
WEN/1335/09/00	NOVEMBER 2009
DRAWN BY: RW	SCALES: 1:100 1:50 1:1250 1:500

SHDC
Planning & Development
24 NOV 2009
Ref: 0921-09

COPIES OF THESE DRAWS. MUST NOT BE MADE, TRACED OR ALTERED FOR ANY PURPOSE OTHER THAN THAT FOR WHICH THEY ARE ISSUED UNLESS WRITTEN PERMISSION OF WENMAN BUILDING DESIGN. THESE SERVICES ARE PRODUCED ONLY FOR THE PURPOSES OF OBTAINING PLANNING OR BUILDING REGULATIONS APPROVAL AND DO NOT CONTAIN A FULL SPECIFICATION FOR THE PROPOSED WORKS AND MUST NOT BE USED AS A CONTRACT DOCUMENT ALONE.
THE PROPOSED WORK WILL NOT BE INSPECTED/INSPECTED BY WENMAN BUILDING DESIGN (unless agreed otherwise in writing by the client). THEREFORE IT IS THE CLIENT OR THEIR APPOINTED AGENTS/CONTRACTOR'S RESPONSIBILITY TO CONTROL WORKMANSHIP/MATERIALS & SPECIFICATION AND ARE REFERRED TO THE CONTRACT. IT IS HEREBY PRACTICAL OR REASONABLE TO SHOW ALL RELEVANT DETAILS ON THE DRAWINGS, THE FACT THAT SECTIONS ARE NOT ASSOCIATED DOES NOT ALLEVIATE THE BUILDING/CONTRACTOR FROM RESPONSIBILITY OF NON-COMPLIANCE OF CONSTRUCTION OF THE WORK. ALL WORKS AND MATERIALS TO BE FITTED AND INSTALLED TO THE SPECIFICATIONS OF THE MANUFACTURERS AND COMPLY WITH THE CURRENT BUILDING REGULATIONS, BRITISH STANDARDS, CODES OF PRACTICE AND TECHNICAL REQUIREMENTS CODES OF PRACTICE, BRITISH STANDARDS OR EUROPEAN CODE etc. ALL ASSUMPTIONS ON THE DRAWING ARE NOT TO BE SCALED FOR CONSTRUCTION/ORDERING PURPOSES. ALL DIMENSIONS FOR SETTING OUT OF THE WORKS AS SHOWN ON THE DRAWING TO BE CHECKED BY THE BUILDER/CONTRACTOR PRIOR TO THE COMMENCEMENT OF WORKS AND ANY DISCREPANCIES REPORTED IMMEDIATELY. WHERE APPLICABLE DIMENSIONS SHOWN ARE EITHER THE OUTSIDE/INSIDE OF brick OR blockwork AND NOT FINISHED PLASTER. IT IS RECOMMENDED THAT A SITE SURVEY IS UNDERTAKEN PRIOR TO COMMENCEMENT OF WORKS. THE ACTUAL POSITIONING OF EXISTING SERVICES PIPES, ELECTRICAL CABLES etc. ARE NOT GENERALLY SHOWN. THE ACTUAL POSITIONING OF SERVICES TO BE DETERMINED BY THE BUILDER/CONTRACTOR PRIOR TO COMMENCEMENT OF WORK AND REPOSITIONED TO SUIT THE INDIVIDUAL, THE SUPPLIERS INSTALLATION RECOMMENDATIONS.
HEALTH & SAFETY
The client is to ensure that the appointed contractor is familiar with and complies with Health & Safety by Building Sites and Work Places.