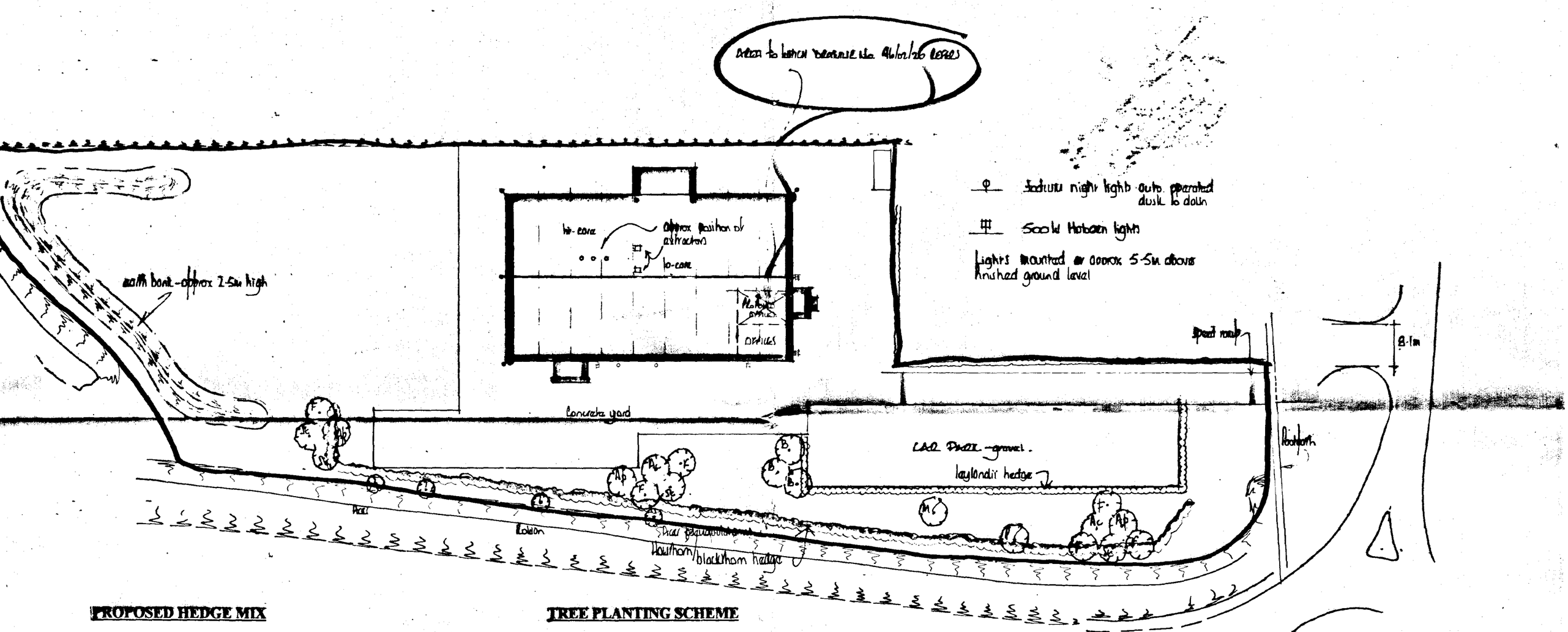

PROPOSED HEDGE MIX

Latin name	Common name	% mix	Specification
Acer campestre	Field Maple	5	1 + 1 40 - 60cms
Crataegus monogyna	Hawthorn	80	1 + 1 40 - 60cms
Prunus spinosa	Blackthorn	10	1 + 1 40 - 60cms
Rhamnus cathartica	Buckthorn	5	1 + 1 40 - 60cms

All planted as random mix
Plant as double staggered row at 450mm centres with 400mm between rows
Trench for planting to be 300mm deep and minimum 500mm wide to accommodate double row planting
Plants to be to specification above - 2 year old transplant 40 - 60cms

TREE PLANTING SCHEME

Latin name	Common name	Specification
Acer campestre (Ac)	Field Maple	1 + 2 90 - 120cms
Acer pseudoplatinus (Ap)	Sycamore	2.5 - 3.0m height
Betula pendula (B)	Silver Birch	2.0 - 2.5m
Fraxinus excelsior (F)	Ash	8 - 10cm girth
Malus sylvestris (M)	Crab apple	1 + 2 90 -120cms
Prunus avium (P)	Wild cherry	1 + 2 90 - 120cms
Sorbus aucuparia (Sa)	Rowan	2.0 - 2.5m height
Sorbus torminalis (St)	Wild Service tree	1 + 1 90 - 120cms

Trees to be planted at 5.0m cts
All planting to be in accordance with BS4428 : 1989 amendment No. 1 (1991)
All trees to be planted with minimum 600mm plastic mulch mat and to be staked, tied and tubed (1.2m)
1/3 to 1/2 bag of peat free tree and shrub planting compost to be incorporated into backfill for each tree hole.

A17

DETERMINED PLAN

Revision A - external lighting added
9-07-97 positions of extractors added

SOUTH SOMERSET DC
HOUSING & PLANNING
18 DEC 1997
Ref: 1311/97.

96/02/18

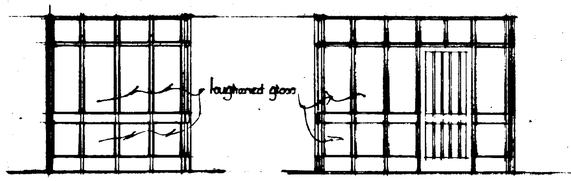

Elevation of Glazed screen to reception/waiting Room

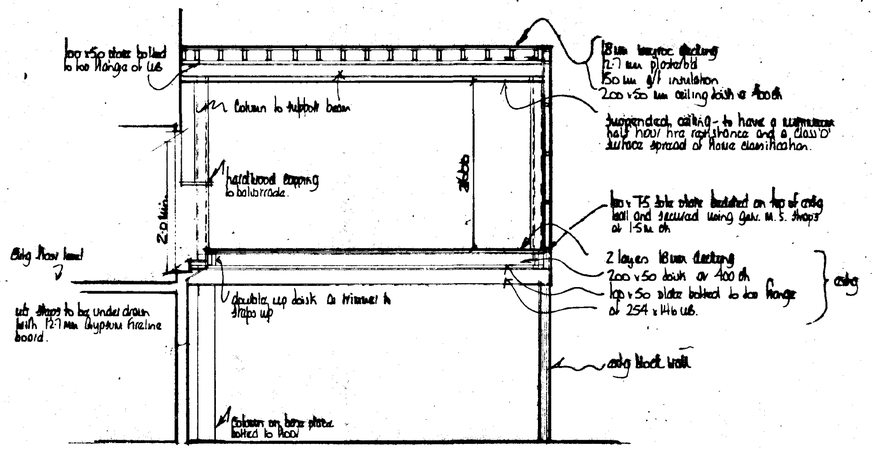

Section

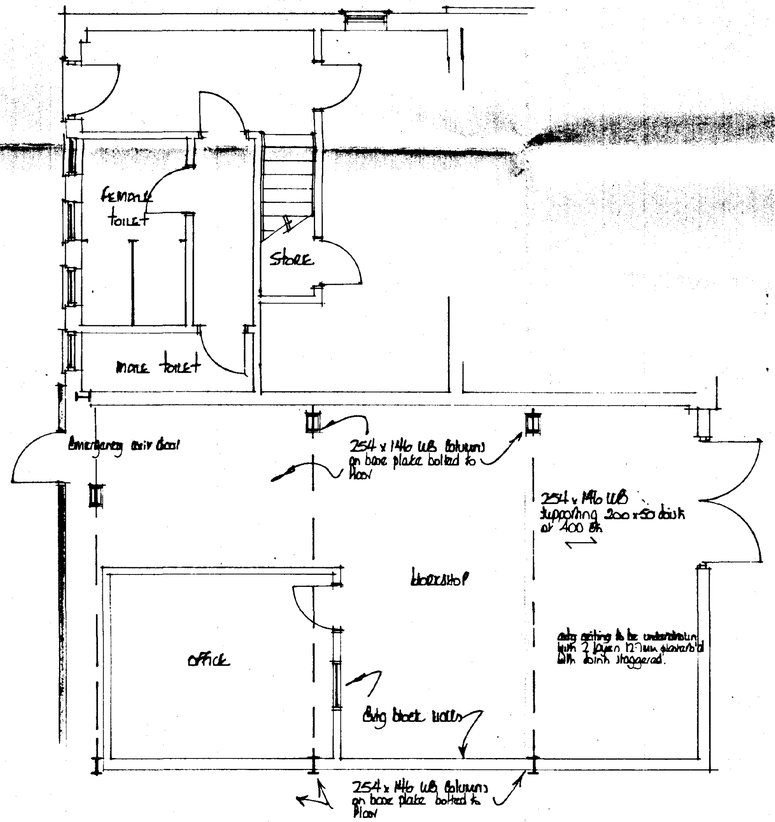

Ground floor plan - Existing

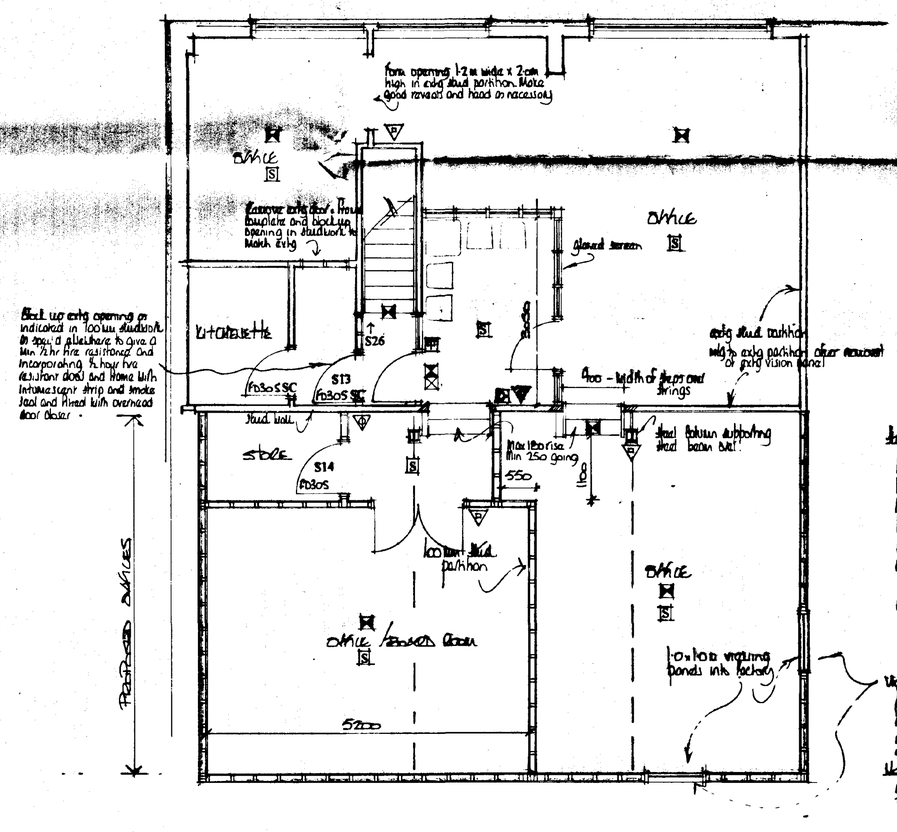

First floor plan

Stud partition to be constructed as follows:

100 x 50 head plate.
100 x 75 sole plate.
100 x 50 studs at 400 mm ctrs. with 5 rails
100 x 50 noggins equally spaced.
65 mm rigid insulation boards within studwork
Face both sides with 2 layers 12.7mm plasterbd with joints staggered and skim finish.

Note - Internal separating partitions to have 1 layer of plasterboard to each side.

Glazing panels to be waste using UPVC framework with central mullion and double glazed using 6mm thickness polycarbonate 11mm air space 6mm toughened tinted polished plate using white powder coated zinc/tec frame sections and Laulent intumescent gasket.

Note
Georgian tinted glazing to be to the office side of the viewing panel

Ventilation

A mechanical / air conditioning system is to be designed in accordance with BS 5720: 1979 Code of Practice for Mechanical ventilation and air conditioning in buildings and CIBSE Guide B Installation and equipment data Section B2 Ventilation and air conditioning (regulations) and section B3 Ventilation and air conditioning (system, equipment & control)

Lighting

Tubular fluorescent lamps are to be 25mm 8(T8) lamps with low loss or high frequency control gear
The lights are to be controlled by manually operated switches within 8.0m from the furthest lamp.

Fire Legend

	Smoke detector
	Fire alarm call point
	Warning device - sounder
SC	Self closing
	Luminaire - emergency self contained
EXIT	Exit sign - internally illuminated
FD30	Fire door keep shut
FD30	Fire door keep locked
BS5266	Emergency lights - green
FD30S SC	Fire door, 30 mins integrity incorporating smoke seal & intumescent strip with overhead door closer
	2kg dry powder extinguisher
	9L water extinguisher.

DETERMINED PLAN

RECEIVED BY EAST MIDLANDS DC HOUSING & PLANNING 18 DEC 1997 Ref: 1311/97

A		
	Date	Revisions

© copyright

East Midlands Design Associates
"Willow Lodge", Horseshoe Road, Spalding, Lincs. PE11 3JA
Tel: Spalding (0775) 767966

Client: Broadside Foods

Job Title: Extension, Internal alts Office, Mail Room & Loading Bay, Unit 1, Mill Lane, Long Sutton.

Drawing Title: Plans & Section.

Scale: 1:50

Date: Dec 97 | Drawn by: AL

Drg. No. 96/02/20 | Rev