

PROPOSED FRONT ELEVATION (WEST) EXISTING ELEVATION

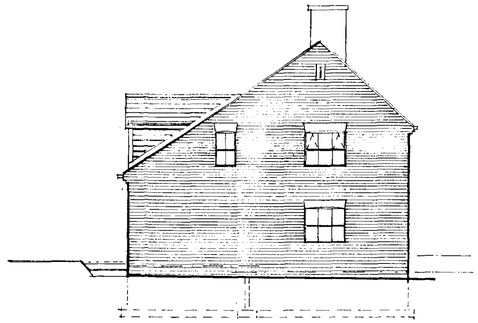

PROPOSED SIDE ELEVATION

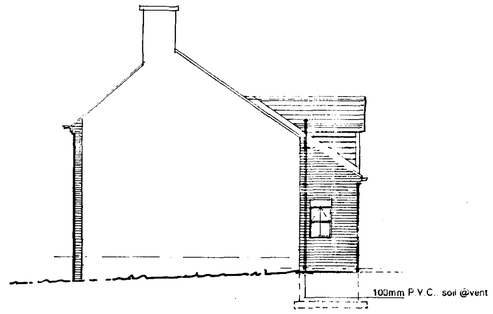

PROPOSED SIDE ELEVATION (SOUTH)



EXISTING ELEVATION PROPOSED REAR ELEVATION

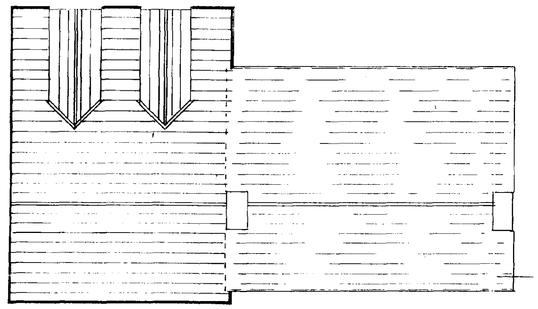

PROPOSED ROOF LAYOUT

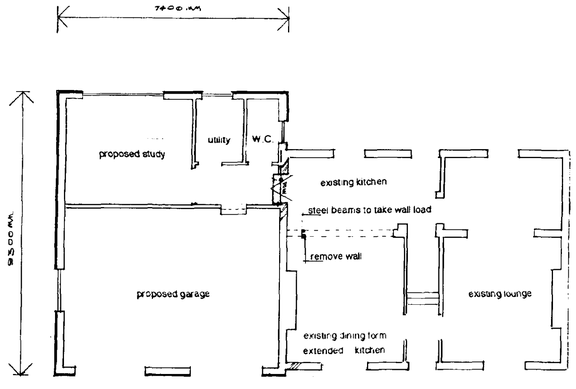

PROPOSED GROUND FLOOR PLAN EXISTING G. F. PLAN

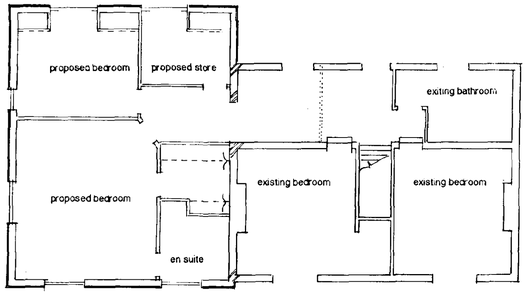

PROPOSED FIRST FLOOR PLAN EXISTING F. F. PLAN

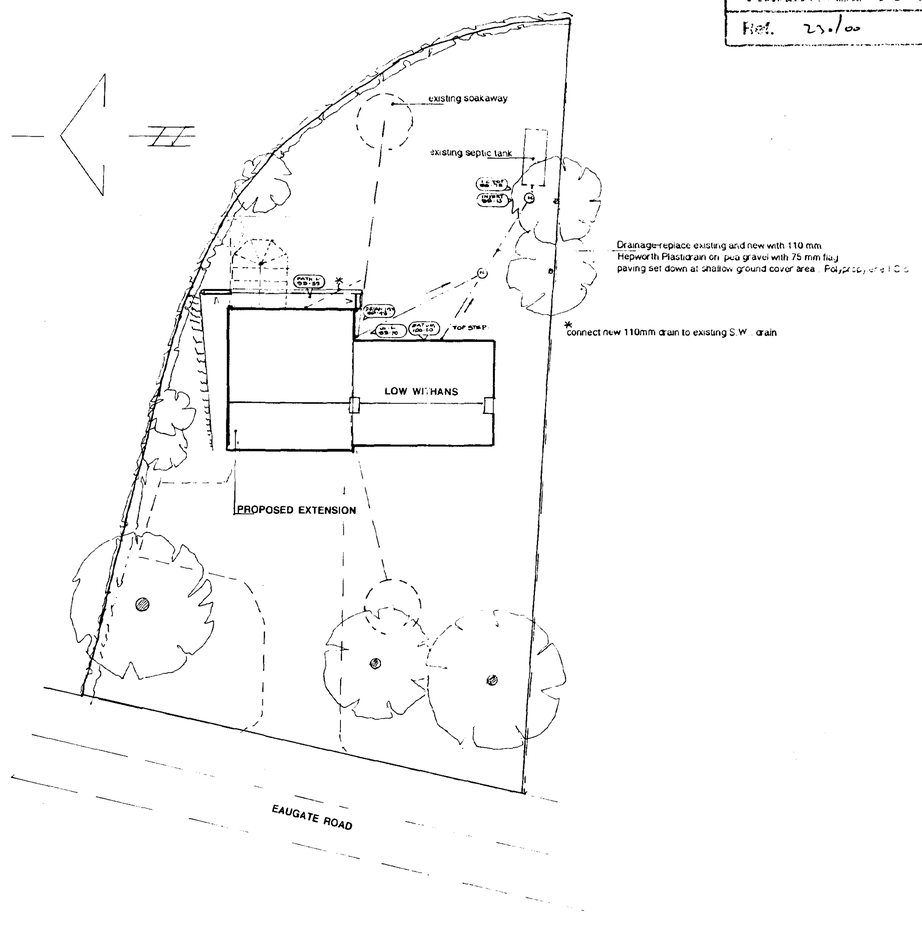

CLIENT
MR & MRS A LOUIS

DEVELOPMENT ADDRESS

LOW WITHANS
EAUGATE ROAD
MOLTON CHAPEL
SPALDING

NOTE

Any land drain or water course must be diverted as not to pass under proposed building
All dimensions must be checked on site and not scaled from drawing
Structural elements to have details submitted by specialist
Brickwork to match as near as possible to existing
Re- roof total area with Norfolk Pantile
Brick and roof samples to be approved by L.A

REVISIONS

SCALES

1= 100 M 1= 200M

DRAWING TITLE

EXTENSION TO FORM DOUBLE GARAGE
STUDY - UTILITY - W.C.
2 BEDROOMS - STORE

Edmund Stead Design Consultant tel 01924 4[illegible]

SOUTH HOLLAND DC
HOUSING & PLANNING
0 8 JUN 2000
Ref:

DETERMINED PLAN

AMENDED PLAN
Ref. 23/00